

Eureka City Schools Board of Education
2100 J Street - Eureka, CA 95501 | Frances H. Taplin Board Room

Regular Meeting
6:30 PM
September 15, 2022
AGENDA

A. CALL TO ORDER OF OPEN SESSION (4:00 p.m.)

B. PUBLIC COMMENT ON CLOSED SESSION ITEMS

C. CLOSED SESSION (Room 118)

- (1) Employee Discipline, Dismissal, Release, Accept the Resignation of a Public Employee (GC § 54957)
- (2) Public Employment (Gov. Code §54957) - See Personnel Action Report Consent Agenda Item No. K(15)
- (3) Public Employee Appointment (Gov. Code §54957) - See Personnel Action Report Consent Agenda Item No. K(15)
- (4) Conference with Labor Negotiator Superintendent Van Vleck Regarding Eureka Teachers Association, Classified White and Blue Collar Units, and/or Unrepresented Employees (Confidential and Classified and Certificated Management) (GC § 54957.6)
- (5) Conference with Legal Counsel – Anticipated Litigation, One Case (GC § 54956.9) - Significant Exposure to Litigation Pursuant to Gov. Code §54956.9(d) (2)
- (6) Public Employee Performance Evaluation (Gov. Code §54957) Title: Superintendent
- (7) Conference with Superintendent – Initiation of Litigation pursuant to Gov. Code §54956.9(d)(4) - Number of Potential Cases: One Case
- (8) Consideration of Student Expulsion (EC Sec 48918(c) or 760030) [Student #22-23-053; Resolution#22-23-003]
- (9) Conference with Real Property Negotiator Superintendent Van Vleck Regarding Jacobs Building Property Concerning Price and/or Terms of Payment (GC § 54956.8) (Interested Parties: City of Eureka / Lead Negotiator: Brian Gerving and California Highway Patrol / Lead Negotiator: NaTonya Forbes)

D. RECONVENING OF OPEN SESSION

E. REPORT OUT FROM CLOSED SESSION

F. PLEDGE OF ALLEGIANCE TO THE FLAG - Washington Elementary School

G. PUBLIC HEARING

(10) Public Hearing: Sufficiency of Instructional Materials

H. ADJUSTMENT TO THE AGENDA

The Board of Trustees reserves the right to change the order in which agenda items are discussed and/or acted upon at this meeting. Subject to further action by the Board, this meeting will proceed as provided in this agenda. Items may be added to this agenda for discussion or action only as permitted by law.

(11) Approval of Agenda

I. INFORMATION

(12) Student Reports

(13) Superintendent's Reports

(14) Board Members' Reports

J. PUBLIC COMMENT ON NON-AGENDA ITEMS

*** IN ORDER TO ADDRESS THE BOARD, PLEASE COMPLETE THE GREEN SPEAKER'S FORM AT THE DOOR AND GIVE TO THE BOARD PRESIDENT.**

Individual speakers shall be allowed three (3) minutes to address the Board on each non-agenda or agenda item. The Board shall limit the total time for public input on each item to twenty (20) minutes (BB 9323(b)).

K. CONSENT CALENDAR

(15) Approval of Personnel Action Report No. 3

Referred to the Board by:

Renae Will, Director of Personnel Services and Public Affairs

(16) Approval of Minutes from the Regular Meeting on August 25, 2022

Referred to the Board by:

Fred Van Vleck, Ed.D., Superintendent

(17) Approval of Policy Updates from CSBA - March 2022

Referred to the Board by:

Fred Van Vleck, Ed.D., Superintendent

(18) Approval of August 2022 Warrants

Referred to the Board by:

Paul Ziegler, Assistant Superintendent of Business Services

(19) Approval and Acceptance of the Amended Grant Award Notification (GAN) for the California Community Schools Partnership Program (CCSPP): Implementation Grant

Referred to the Board by:

Paul Ziegler, Assistant Superintendent of Business Services

(20) Approval to Accept Donation to Eureka City Schools' Corp Yard Fleet

Referred to the Board by:

Paul Ziegler, Assistant Superintendent of Business Services

- (21) Approval of Intent to Apply for 2022-2023 Career Technical Education Incentive Grant (CTEIG)

Referred to the Board by:

Paul Ziegler, Assistant Superintendent of Business Services

- (22) Approval of Resolution #22-23-005, Adopt GANN Limit for 2022-2023

Referred to the Board by:

Paul Ziegler, Assistant Superintendent of Business Services

L. DISCUSSION/ACTION

- (23) Consideration of Student Expulsion (EC Sec 48918(c) or 760030) [Student #22-23-053, Resolution#22-23-003

Referred to the Board by:

Lisa Claussen, Director of Student Services

- (24) Certification of the 2021-2022 Unaudited Actuals

Referred to the Board by:

Paul Ziegler, Assistant Superintendent of Business Services

- (25) Approval of the Amended 2022-2023 Local Control Accountability Plan (LCAP) and Budget Overview for Parents

Referred to the Board by:

Gary Storts, Assistant Superintendent of Educational Services

- (26) Consideration of Resolution # 22-23-004 with Appendixes Regarding Sufficiency of instructional Materials - Education Code 60119 and Certification of Provision of Standards-Aligned Instructional Materials, as Required by CCR, Title 5, Section 9531

Referred to the Board by:

Gary Storts, Assistant Superintendent of Educational Services

M. DISCUSSION

- (27) Report on Summer School

Referred to the Board by:

Gary Storts, Assistant Superintendent of Educational Services

- (28) Summer Maintenance Project Report

Referred to the Board by:

Paul Ziegler, Assistant Superintendent of Business Services

- (29) Revenue Update

Referred to the Board by:

Paul Ziegler, Assistant Superintendent of Business Services

- (30) Enrollment Report

Referred to the Board by:

Lisa Claussen, Director of Student Services

N. CLOSED SESSION (continued)

O. RECONVENING OF OPEN SESSION (continued)

P. REPORT OUT FROM CLOSED SESSION (continued)

Q. INFORMATIONAL ONLY ITEMS

(31) Information Only: October 2022 - Review of CDE Calendar of Events

R. ADJOURNMENT

Notice: Documents and materials relating to an open session agenda that are provided to the Board less than 72 hours prior to a regular meeting will be available for public inspection and copying at the Eureka City Schools District Office, Superintendent's Office (Room 108), 2100 J Street, Eureka, CA 95501.

Notice: Eureka City Schools adheres to the Americans with Disabilities Act. Should you require special accommodations or auxiliary aids and services in order to participate in the Board meeting, please contact the Superintendent's Office (Room 108) in writing three days prior to the meeting at 2100 J Street, Eureka, CA 95501.

Notice: Regular Board meetings may be digitally recorded. Per Board policy, recordings may be erased or destroyed 30 days after the meeting.

Notice: The Governing Board reserves the right to take action on any item listed on this agenda.

AGENDA ITEM

Agenda Title: Consideration of Student Expulsion (EC Sec 48918(c) or 760030)
[Student #22-23-053; Resolution#22-23-003]
Meeting Date: September 15, 2022
Item:

WHAT *(the board is asked to discuss, receive, approve, or adopt)*

The Governing Board is asked to approve the Stipulated Expulsion of a student. (EC Sec 48918(c) or 760030) [Student #22-23-053; Resolution #22-23-003].

WHY *(briefly explain why the action or discussion is important; and if applicable, how it is connected to site, district, or strategic plans)*

Actions by this student resulted in a recommendation for expulsion by the school.

STRATEGIC PLAN/PRIORITY AREA:

Subject does not apply to a Strategic Plan Priority Area

HISTORY *(list previous staff or board action(s) with dates if possible)*

There is no history associated with this item.

HOW MUCH *(list the revenue amount \$ and/or the expense amount \$)*

There is no expenditure or revenue associated with this item.

WHO *(list the name of the contact person(s), job title, and site location)*

Lisa Claussen, Director of Student Services

ATTACHMENTS:

Description

AGENDA ITEM

Agenda Title: Public Hearing: Sufficiency of Instructional Materials

Meeting Date: September 15, 2022

Item: Public Hearing

WHAT *(the board is asked to discuss, receive, approve, or adopt)*

Attached: Notice of Public Hearing

WHY *(briefly explain why the action or discussion is important; and if applicable, how it is connected to site, district, or strategic plans)*

STRATEGIC PLAN/PRIORITY AREA:

This item includes all strategic plan/priority areas.

HISTORY *(list previous staff or board action(s) with dates if possible)*

HOW MUCH *(list the revenue amount \$ and/or the expense amount \$)*

WHO *(list the name of the contact person(s), job title, and site location)*

ATTACHMENTS:

Description

- ▢ Notice of Public Hearing



FOR IMMEDIATE POSTING

NOTICE OF PUBLIC HEARING

Public Comment on Sufficient Instructional Materials

When: **Thursday, September 15, 2022 – 6:30 p.m.**

What: **Public Comment on Sufficient Instructional Materials**

Where: **Eureka City Schools Regular Board Meeting**
Frances H. Taplin Board Room
Eureka City Schools District Office
2100 J Street, Eureka, CA 95501

At its regularly scheduled meeting on Thursday, September 15, 2022 at 6:30 p.m. the Eureka City Schools Governing Board will hold a public hearing to receive public comment on the determination of whether each pupil in the District has sufficient textbooks or instructional materials, or both, in each subject consistent with the content and cycles of the curriculum framework adopted by the State Board of Education.

For copies of documents relating to this Board item, please contact:

Gary Storts
Assistant Superintendent Educational Services
Eureka City Schools
Tel: 707-441-3363

Post: 09/01/22
(Remove on 09/16/22)

AGENDA ITEM

Agenda Title: Approval of Personnel Action Report No. 3

Meeting Date: September 15, 2022

Item: Consent

WHAT *(the board is asked to discuss, receive, approve, or adopt)*

The Governing Board is asked to approve Personnel Action Report No. 3.

WHY *(briefly explain why the action or discussion is important; and if applicable, how it is connected to site, district, or strategic plans)*

N/A

STRATEGIC PLAN/PRIORITY AREA:

Priority Area 7: Human Resources

HISTORY *(list previous staff or board action(s) with dates if possible)*

N/A

HOW MUCH *(list the revenue amount \$ and/or the expense amount \$)*

N/A

WHO *(list the name of the contact person(s), job title, and site location)*

Renae M. Will, Executive Director of Personnel Services and Public Affairs

ATTACHMENTS:

Description

- ▣ Personnel Report No. 3

**EUREKA CITY SCHOOLS
PERSONNEL REPORT NO. 3
September 15, 2022**

The following personnel are submitted to the Board of Education of the Eureka City Schools for approval:

CERTIFICATED PERSONNEL

RESIGNATIONS

Hammons, Trevor	Counseling Services Director, 0.5 FTE, (Zane), and School Psychologist, 0.5 FTE, (District), eff. 9/3/22
McComas, Jorey	CARE Specialist/TOSA, 1.0 FTE, (Washington), eff. 9/2/22

ASSIGNMENTS

Chavez, Roberta	Probationary I Yurok Language Teacher, 0.6 FTE, (EHS), eff. 8/17/22
Donica-Cox, Elizabeth	Temporary Intervention Teacher, 0.4 FTE, (Alice Birney), eff. 8/17/22 – 6/15/22
Manzanera, Eduardo	Probationary I Teacher, 0.6 FTE, (EHS), and Temporary Teacher, 0.4 FTE, (EHS), eff. 8/17/22
Oden, Lance	Probationary I Teacher, 1.0 FTE, (Zane), eff. 8/17/22
Romero, Andrea	Probationary I Teacher, 1.0 FTE, (EHS), eff. 8/22/22
Thompson, Amber	Temporary Teacher, 1.0 FTE, (Alice Birney), eff. 8/17/22 – 6/15/22

CHANGE OF STATUS

Bongio, Molly	From: Temporary Teacher, 1.0 FTE, (Washington) To: Probationary II Teacher, 1.0 FTE, (Washington), eff. 8/17/22
Brodkey, Maya	From: Probationary I Teacher, 0.4 FTE, (EHS), and Temporary Teacher, 0.6 FTE, (EHS) To: Probationary II Teacher, 0.6 FTE, (EHS), and Temporary Teacher, 0.4 FTE, (EHS), eff. 8/17/22
Brown, Darcy	From: Teacher, 0.8 FTE, (EHS), and Unpaid LOA, 0.2 FTE To: Teacher, 1.0 FTE, (EHS), eff. 8/17/22
Cavazos, Ariana	From: Probationary I Teacher, 1.0 FTE, (EHS) To: Probationary II Teacher, 1.0 FTE, (EHS), eff. 8/17/22
Church, Opal	From: Probationary I Children's Center Teacher, 0.9276 FTE, (Winzler) To: Probationary II Children's Center Teacher, 0.9276 FTE, (Winzler), eff. 8/17/22
Cotter, Sarah	From: Temporary Teacher, 1.0 FTE, (Alice Birney) To: Probationary II Teacher, 1.0 FTE, (Alice Birney), eff. 8/17/22

DaSilveira, Alicia	From: Temporary Teacher, 1.0 FTE, (Washington) To: Probationary II Teacher, 1.0 FTE, (Washington), eff. 8/17/22
Harvey, Jennifer	From: Probationary I Education Specialist, 1.0 FTE, (Alice Birney) To: Probationary II Education Specialist, 1.0 FTE, (Alice Birney), eff. 8/17/22
Grant, Janis	From: Probationary I School Nurse, 0.9 FTE, (District) To: Probationary II School Nurse, 0.9 FTE, (District) and Probationary I School Nurse, 0.1 FTE, (District), eff. 8/17/22
King, Cheyenne	From: Probationary II Teacher, 1.0 FTE, (Alice Birney) To: Teacher, 1.0 FTE, (Alice Birney), eff. 8/17/22
Larson, David	From: Probationary II Teacher, 1.0 FTE, (Zoe Barnum) To: Teacher, 1.0 FTE, (Zoe Barnum), eff. 8/17/22
Lemmon, Jennifer	From: Temporary Teacher, 1.0 FTE, (Washington) To: Probationary II Teacher, 1.0 FTE, (Washington), eff. 8/17/22
Lopez, Keryn	From: Temporary Teacher, 1.0 FTE, (Alice Birney) To: Probationary II Teacher, 1.0 FTE, (Alice Birney), eff. 8/17/22
Lucas, Deborah	From: Probationary I CIS Teacher, 1.0 FTE, (Lincoln) To: Probationary II Teacher, 1.0 FTE, (Grant), eff. 8/17/22
Thompson, Madelyn	From: Temporary Teacher, 1.0 FTE, (Grant) To: Probationary II Teacher, 1.0 FTE, (Grant), eff. 8/17/22
Trischum, Jonathan	From: Probationary I Teacher, 0.6 FTE, (Winship) and Temporary Teacher, 0.4 FTE, (Winship) To: Probationary II Teacher, 1.0 FTE, (Winship), eff. 8/17/22
White, Julia	From: Probationary I Teacher, 0.8 FTE, (EHS) To: Probationary II Teacher, 0.8 FTE, (EHS), and Probationary I Teacher, 0.2 FTE, (EHS), eff. 8/17/22

LEAVES OF ABSENCE

Matson, Carrie	From: Education Specialist, 1.0 FTE, (EHS) To: Family Medical Leave (FMLA), 1.0 FTE, (EHS), eff. 8/31/22
----------------	---

DAY-TO-DAY SUBSTITUTE TEACHERS

Douglass, Samantha	Day-to-Day Substitute Teacher, (District), eff. 9/7/22 – 6/16/22
Evans, William	Day-to-Day Substitute Teacher, (District), eff. 8/17/22 – 6/16/22
Harper-Desir, Monique	Day-to-Day Substitute Teacher, (District), eff. 8/22/22 – 6/16/22
Mantani, Edmond	Day-to-Day Substitute Teacher, (District), eff. 9/7/22 – 6/16/22

Pick, Johanna
Wartburg, Monica

Day-to-Day Substitute Teacher, (District), eff. 9/7/22 – 6/16/22
Day-to-Day Substitute Teacher, (District), eff. 9/1/22 – 6/16/22

CLASSIFIED PERSONNEL

RESIGNATIONS

Baker, Rich
Pruyn, Britt

Principal Account Analyst (DO), 8 hrs/day, eff. 8/26/22
Instructional Asst Spec Ed III (DW), 6.75 hrs/day, eff. 8/17/22

ASSIGNMENTS

Bryant, Kristen
Chalmers, Ella
Charbonneau, Matthew
Cirrintano, Gabriel
Collins, Laura
Davis, Mitchel
German, Elena
Green, Megan
Haynes, Ally
Haynes, Carly
Haynes, Molly
Jamerson, Keisha
King, Paul
Kinsey, Lillian
Kinsey, Lillian
Kinsey, Lillian
Koopman, Sara
Lalica, Felise
Latonio, Crystal
Lilly-Garret, Cynthia
Pratt, Gabriella
Skweir, Camille
Starr, Micah
Vernon, Daniel
Vodden, Jared

After-School Program Asst (Lafayette), 3 hrs/day, eff. 8/22/22
Restorative Practices Supp Spec (Grant), 8 hrs/day, eff. 8/29/22
After-School Program Asst (Zane), 3 hrs/day, eff. 8/22/22
Behavioral Support Assistant (DW), 7 hrs/day, eff. 8/26/22
After-School Program Asst (Winship), 3 hrs/day, eff. 8/22/22
After-School Program Asst (Winship), 3 hrs/day, eff. 8/22/22
After-School Program Asst (Zane), 3 hrs/day, eff. 8/22/22
Math Technician (Lafayette), 3 hrs/day, eff. 8/22/22
After-School Program Asst (Alice Birney), 3 hrs/day, eff. 8/29/22
After-School Program Asst (Lafayette), 3 hrs/day, eff. 8/22/22
After-School Program Asst (Lafayette), 3 hrs/day, eff. 8/22/22
Preschool Monitor (Lafayette), 3.25 hrs/day, eff. 8/22/22
Food Service Worker (DW), 8 hrs/day, eff. 8/29/22
Monitor (Grant), 2 hrs/day, eff. 8/29/22
After-School Program Asst (Grant), 3 hrs/day, eff. 8/29/22
Int Clerk Typist (Grant), 3 hrs/day, eff. 8/29/22
After-School Program Asst (Alice Birney), 3 hrs/day, eff. 8/22/22
After-School Program Asst (Washington), 3 hrs/day, eff. 8/22/22
After-School Program Asst (Lafayette), 3 hrs/day, eff. 9/7/22
After-School Program Asst (Washington), 3 hrs/day, eff. 8/22/22
After-School Program Asst (Alice Birney), 3 hrs/day, eff. 8/22/22
Secondary Math Technician (EHS), 4 hrs/day, eff. 8/22/22
Instructional Asst Special Ed III (DW), 7 hrs/day, eff. 8/22/22
After-School Program Asst (Alice Birney), 3 hrs/day, eff. 8/22/22
After-School Program Asst (Washington), 3 hrs/day, eff. 8/22/22

SPECIAL APPOINTMENTS

Jones, Julie
Parks, Baron
Silva, Richard

Paraprofessional Sub, eff. 8/29/22
Monitor Sub, eff. 7/1/22
Paraprofessional Sub, eff. 8/24/22

CHANGE OF STATUS

Brissette, Dwane	From: Monitor (Wash), 4.5 hrs/day and After-School Prog Asst (Washington), 3.5 hrs/day To: Monitor (Washington), 4.5 hrs/day, eff. 8/22/22
Caldwell-Heddinger, Cara	From: English Learner Tech (EHS), 3 hrs/day To: Sr. Clerk Typist (EHS), 4 hrs/day, eff. 8/16/22
Davis, Lora	From: Behavioral Support Assistant (DW), 7hrs/day To: Restorative Practices Supp (Laf), 8 hrs/day, eff 8/22/22
Hubbard, Kara	From: Intermediate Clerk Typist (Grant), 3 hrs/day and Classroom Aide (Grant), 2 hrs/day To: Instr Assistant Special Ed III (DW), 6 hrs/day, eff. 8/22/22
Nino Hood, Dana	From: English Learner Tech (Lafayette), 3 hrs/day To: English Learner Tech (Lafayette), 3 hrs/day and After-School Prog Asst (Lafayette), 3 hrs/day, eff. 8/31/22 (Correction)
Payne, Christian	From: Food Service Delivery Driver (CK), 4 hrs/day To: Food Service Delivery Driver (CK), 6 hrs/day, eff. 8/19/22
Snipes, Kennan	From: Sec. Math Tech (EHS), 4 hrs/day To: Sec. Math Tech (EHS), 8 hrs/day, eff. 8/22/22
Thao, Leonardo	From: After-School Program Asst (Wash), 3 hrs/day, eff. 8/22/22 To: After-School Program Asst (Wash), 3 hrs/day, eff. 8/29/22 (Correction)

LEAVES

McHugh, Dan	From: Food Service Worker (DW), 8 hrs/day To: Family and Medical Leave, eff. 8/19/22 – 9/11/22
Montero Cabrera, Ashley	From: Lead After-School Prog Asst (Washington), 4 hrs/day To: Medical Leave, eff. 8/22/22 – 9/5/22

AGENDA ITEM

Agenda Title: Approval of Minutes from the Regular Meeting on August 25, 2022
Meeting Date: September 15, 2022
Item: Consent

WHAT *(the board is asked to discuss, receive, approve, or adopt)*

The Governing Board is asked to approve the minutes from the Regular Meeting on August 25, 2022.

WHY *(briefly explain why the action or discussion is important; and if applicable, how it is connected to site, district, or strategic plans)*

Not applicable.

STRATEGIC PLAN/PRIORITY AREA:

Subject does not apply to a Strategic Plan Priority Area

HISTORY *(list previous staff or board action(s) with dates if possible)*

Not applicable.

HOW MUCH *(list the revenue amount \$ and/or the expense amount \$)*

Not applicable.

WHO *(list the name of the contact person(s), job title, and site location)*

Fred Van Vleck, Ed.D. - Superintendent

ATTACHMENTS:

Description

- Draft Minutes - 08.25.22

Eureka City Schools | Board of Education
District Office - 2100 J Street - Eureka, CA 95501
Frances H. Taplin Board Room

Regular Meeting
6:30 PM
August 25, 2022
MINUTES

A. CALL TO ORDER OF OPEN SESSION

President Ollivier called the open session to order at 6:00 p.m.

Members Present: Duncan, Johnson, Fernandez, Rebholtz

Members Absent: Ollivier

Staff Present: Van Vleck, Ziegler, Storts, Will, Claussen, Harris

B. PUBLIC COMMENT ON CLOSED SESSION ITEMS

No public comment on closed session items.

C. CLOSED SESSION (Closed to Public) (Room 118)

Clerk Fernandez moved the meeting to closed session to discuss closed session items.

- (1) Employee Discipline, Dismissal, Release, Accept the Resignation of a Public Employee (GC § 54957)
- (2) Public Employment (Gov. Code §54957) - See Personnel Action Report Consent Agenda Item No. J(10)
- (3) Public Employee Appointment (Gov. Code §54957) - See Personnel Action Report Consent Agenda Item No. J(10)
- (4) Conference with Labor Negotiator Superintendent Van Vleck Regarding Eureka Teachers Association, Classified White and Blue Collar Units, and/or Unrepresented Employees (Confidential and Classified and Certificated Management) (GC § 54957.6)
- (5) Conference with Real Property Negotiator Superintendent Van Vleck Regarding Jacobs Building Property Concerning Price and/or Terms of Payment (GC § 54956.8) (Interested Parties: City of Eureka / Lead Negotiator: Brian Gerving and California Highway Patrol / Lead Negotiator: NaTonya Forbes)

D. RECONVENING OF OPEN SESSION

Clerk Fernandez reconvened the meeting at 6:30 p.m.

Members Present: Duncan, Johnson, Fernandez, Rebholtz, Smith

Members Absent: Ollivier

Staff Present: Van Vleck, Ziegler, Storts, Will, Claussen, Harris

E. REPORT OUT FROM CLOSED SESSION

There was no action to report on closed session items.

F. PLEDGE OF ALLEGIANCE TO THE FLAG – Summer School Students

Students from the Summer School Program led the Board in the pledge of allegiance.

G. ADJUSTMENTS TO THE AGENDA

(6) Approval of the Agenda

No adjustments to the Agenda.

It was M/S by Johnson/Duncan to approve the Agenda. Student Board Representative: yes 1, no 0, absent 0. Governing Board: yes 4, noes 0, absent 1 (Ollivier). Motion carried.

H. INFORMATION

(7) Student Reports – No student report.

(8) Superintendent's Report – Van Vleck introduced the new incoming trustee, Rebecca Pardoe. She will join the Board in December. Van Vleck provided an update to the Board on marketing materials the District is working on relating to the strategic plan. Many students and ag teachers are participating in the Humboldt County Fair. The first day of school was Monday and it was very successful. Several of the Board members have been able to attend some of the department presentations, which have gone well. The Board discussed dates for review/reprioritization of ECS Strategic Plan for 2023-2024, which will be on Tuesday, March 14, 2023 at 4:00 p.m. Van Vleck also reminded the Board about the meetings with Prismatic, scheduled during the week of August 29, 2023.

(9) Board Members' Reports

Smith provided an update to the Board on events occurring during the first week of school. She also provided an update on sports, noting upcoming events. Homecoming will be the week of October 14, 2022.

Ed Sonia, the District's Athletic Director and Assistant Principal at Eureka High School, presented the Board with all sport season passes and t-shirts. The first homecoming football game is tomorrow, August 26, 2022, in Albee Stadium.

Johnson was sad to have missed the Welcome Back presentation. She was pulled away due to a work emergency. She is really excited about this year, especially the working being completed through various grants, including the Community Schools Grant.

Rebholtz enjoyed the presentation with Business Services. She notes there is a lot going on, more than expected, and hopes families can get more information about everything that goes into the running of the school District. The first day of school went well and she was able to step up and help at Washington School.

Duncan is excited for the school year and the upcoming sport events. The FFA students have visited his work, which he has enjoyed.

Fernandez notes he was also unable to attend the Welcome Back, due to a work conflict. He is looking forward to enjoying the sporting events.

I. PUBLIC COMMENT ON NON-AGENDA ITEMS

No public comment.

J. CONSENT CALENDAR

It was M/S by Johnson/Duncan to approve the following Consent Calendar items:

- (10) Approval of Personnel Action Report No. 2
Referred to the Board by:
Renaë Will, Director of Personnel Services and Public Affairs
- (11) Approval of July 2022 Warrants
Referred to the Board by:
Paul Ziegler, Assistant Superintendent of Business Services
- (12) Approval of Pre-Qualified Contractors and Sub-Contractors
Referred to the Board by:
Paul Ziegler, Assistant Superintendent of Business Services
- (13) Approval of Minutes from the Regular Meeting on August 4, 2022
Referred to the Board by:
Fred Van Vleck, Ed.D., Superintendent
- (14) Approval of 2022-2023 Designation of California Interscholastic Federation (CIF) Representatives to League
Referred to the Board by:
Fred Van Vleck, Ed.D., Superintendent
- (15) Resolution #22-23-002: Authorizing Participation in the HVIP Public School Bus Set-Aside for Small and Medium Air Districts
Referred to the Board by:
Paul Ziegler, Assistant Superintendent of Business Services

- (16) Approval of 2022 Local Agency Biennial Conflict of Interest Code and Resolution 22-23-001: Resolution of the Eureka City Schools Governing Board Affirming Changes to the Conflict of Interest Code Appendix of Designated Employees and Disclosure Categories
Referred to the Board by:
Fred Van Vleck, Ed.D., Superintendent
- (17) Approval of Travel to the Annual Association for Play Therapy International Conference in St. Louis, MO
Referred to the Board by:
Lisa Claussen, Director of Student Services
- (18) Approval of Contract with Non Public School (NPS), Heritage Schools
Referred to the Board by:
Lisa Claussen, Director of Student Services
- (19) Approval of the Application to Continue to Participate in Categorical Programs
Referred to the Board by:
Gary Storts, Assistant Superintendent of Educational Services
- (20) Approval of Intent to Apply for the Rotary Club of Eureka Grant
Referred to the Board by:
Lisa Claussen, Director of Student Services

Student Board Representative: yes 1, no 0, absent 0. Governing Board: yes 4, noes 0, absent 1 (Ollivier). Motion carried.

K. DISCUSSION

- (21) Annual Staff Evaluation Summary
Referred to the Board by:
Rena Will, Director of Personnel Services and Public Affairs

Will provided the Board with a summary of completion rates for staff evaluations. This year, the rate of completion was 100% for certificated staff and just under 100% for classified staff. (All classified evaluations were completed except for one.)
- (22) Visible Learning and the Eureka City Schools 3-5 Year Professional Development Plan
Referred to the Board by:
Gary Storts, Assistant Superintendent of Educational Services

Storts presented to the Board on visible learning and the 3-5 year professional development plan. He provided a timeline of efforts, which started with a Call Survey in March 2022. Thirteen administrators attended the Visible Learning Conference in July. Storts reviewed the main focus areas including feedback, professional learning communities

(PLC+), and teacher clarity. Ultimately, PD attendees, and all administrators who attend the conference, agreed the District should start this process by focusing on teacher clarity. Storts reviewed components of successful professional development programs, teacher handbooks, and success criteria. Storts reviewed the top ten results of the recent ThoughtExchange, when asked staff the question “What is something positive that should never change about ECS?” The feedback was important and encouraging.

- (23) Policy Updates from CSBA - March 2022 (First Review)
Referred to the Board by:
Fred Van Vleck, Ed.D., Superintendent

The Board would like this item to come back on the Consent Calendar at the next meeting.

L. CLOSED SESSION

Closed session did not continue.

M. RECONVENING OF OPEN SESSION

Not applicable. Closed session did not continue.

N. REPORT OUT FROM CLOSED SESSION

Not applicable. Closed session did not continue.

O. INFORMATIONAL ONLY ITEMS

- (24) Updated List of Proposed Board Meeting Dates

P. ADJOURNMENT

Clerk Fernandez adjourned the meeting at 7:20 p.m.

Respectfully submitted,

Fred Van Vleck, Ed.D.
Secretary of the Board of Education

Micalyn Harris, Recording Secretary

AGENDA ITEM

Agenda Title: Approval of Policy Updates from CSBA - March 2022

Meeting Date: September 15, 2022

Item: Consent

WHAT *(the board is asked to discuss, receive, approve, or adopt)*

The Governing Board is being asked to approve the policy updates from CSBA - March 2022.

WHY *(briefly explain why the action or discussion is important; and if applicable, how it is connected to site, district, or strategic plans)*

From time to time, relatively minor changes occur that affect the text of CSBA sample board policies, administrative regulations, and board bylaws but do not warrant reissuing the entire sample because the changes are limited. It is recommended that districts review the revisions and incorporate them in district materials as appropriate. Although the revisions are minor, the district should still use its normal adoption process to adopt the board policies, administrative regulations, and/or board bylaws affected by these revisions. The following Board Policies, Administrative Regulations and Board Bylaws have various changes due to changes in laws, new laws, court decisions, and clarification.

STRATEGIC PLAN/PRIORITY AREA:

Governance and Policy updating is not reflected in the Strategic Plan Priority Area

HISTORY *(list previous staff or board action(s) with dates if possible)*

This is the 2nd reaching of these policies. The 1st reading occurred on August 25, 2022.

HOW MUCH *(list the revenue amount \$ and/or the expense amount \$)*

There is no revenue or expense related to this agenda item.

WHO *(list the name of the contact person(s), job title, and site location)*

Fred Van Vleck, Ed.D., Superintendent

ATTACHMENTS:

Description

- March 2022 Policies - Final Copy

CSBA MANUAL MAINTENANCE SERVICE CHECKLIST – March 2022

District Name: Eureka City Schools

Contact Name: Micalyn Harris Phone: 707.441.2400 Email: _harrismicalyn@eurekacityschools.org

POLICY	TITLE	OPTIONS/BLANKS	ADOPT DATE
BP 4030	Nondiscrimination in Employment		09/15/22
E(1) 4112.9	Employee Notifications		09/15/22
E(1) 4212.9	Employee Notifications		09/15/22
E(1) 4312.9	Employee Notifications		09/15/22
BP 4141.6	Concerted Action/Work Stoppage		09/15/22
BP 4241.6	Concerted Action/Work Stoppage		09/15/22
AR 4141.6	Concerted Action/Work Stoppage		09/15/22
AR 4241.6	Concerted Action/Work Stoppage		09/15/22
BP 5111	Admission		09/15/22
AR 5111	Admission		09/15/22
AR 5113	Absences and Excuses		09/15/22
AR 5142	Safety		09/15/22
E(1) 5145.6	Parental Notifications		09/15/22
BP 6173	Education for Homeless Children		09/15/22
AR 6173	Education for Homeless Children		09/15/22

CSBA MANUAL MAINTENANCE SERVICE CHECKLIST – March 2022

District Name: _____

POLICY	TITLE	OPTIONS/BLANKS	ADOPT DATE
E(1) 6173	Education for Homeless Children		Do Not Adopt removed from clean copy
E(2) 6173	Education for Homeless Children y		Do Not Adopt removed from clean copy
BB 9322	Agenda/Meeting Materials		09/15/22

Policy 4030: Nondiscrimination In Employment

Status: ADOPTED

Original Adopted Date: 05/01/2016 | **Last Revised Date:** 03/2022 | **Last Reviewed Date:** 03/2022

The Governing Board is determined to provide a safe, positive environment where all district employees are assured of full and equal employment access and opportunities, protection from harassment and intimidation, and freedom from any fear of reprisal or retribution for asserting their employment rights in accordance with law. For purposes of this policy, employees include job applicants, interns, volunteers, and persons who contracted with the district to provide services, as applicable.

No district employee shall be discriminated against or harassed by any coworker, supervisor, manager, or other person with whom the employee comes in contact in the course of employment, on the basis of the employee's actual or perceived race, color, ancestry, national origin, age, religious creed, marital status, pregnancy, physical or mental disability, medical condition, genetic information, veteran or military status, sex, sexual orientation, gender, gender identity, gender expression, or association with a person or group with one or more of these actual or perceived characteristics.

The district shall not inquire into any employee's immigration status nor discriminate against an employee on the basis of immigration status, unless there is clear and convincing evidence that the district is required to do so in order to comply with federal immigration law. (2 CCR 11028)

Discrimination in employment based on the characteristics listed above is prohibited in all areas of employment and in all employment-related practices, including the following:

1. Hiring, compensation, terms, conditions, and other privileges of employment
2. Taking of adverse employment actions such as termination or denial of employment, promotion, job assignment, or training
3. Unwelcome conduct, whether verbal, physical, or visual, that is so severe or pervasive as to adversely affect an employee's employment opportunities or that has the purpose or effect of unreasonably interfering with the employee's work performance or creating an intimidating, hostile, or offensive work environment
4. Actions and practices identified as unlawful or discriminatory pursuant to Government Code 12940 or 2 CCR 11006-11086, such as:
 - a. Sex discrimination based on an employee's pregnancy, childbirth, breastfeeding, or any related medical condition or on an employee's gender, gender expression, or gender identity, including transgender status
 - b. Religious creed discrimination based on an employee's religious belief or observance, including religious dress or grooming practices, or based on the district's failure or refusal to use reasonable means to accommodate an employee's religious belief, observance, or practice which conflicts with an employment requirement
 - c. Requiring medical or psychological examination of a job applicant or making an inquiry into whether a job applicant has a mental or physical disability or a medical condition or as to the severity of any such disability or condition, without the showing of a job-related need or business necessity
 - d. Failure to make reasonable accommodation for the known physical or mental disability of an employee or to engage in a timely, good faith, interactive process with an employee

who has requested such accommodations in order to determine the effective reasonable accommodations, if any, to be provided to the employee

The Board also prohibits retaliation against any district employee who opposes any discriminatory employment practice by the district or its employees, agents, or representatives or who complains, reports an incident, testifies, assists, or in any way participates in the district's complaint process pursuant to this policy. No employee who requests an accommodation for any protected characteristic listed in this policy shall be subjected to any punishment or sanction, regardless of whether the request was granted. (Government Code 12940; 2 CCR 11028)

No employee shall, in exchange for a raise or bonus or as a condition of employment or continued employment, be required to sign a release of the employee's claim or right to file a claim against the district or a nondisparagement agreement or other document that has the purpose or effect of preventing the employee from disclosing information about harassment, discrimination, or other unlawful acts in the workplace, including any conduct that the employee has reasonable cause to believe is unlawful. (Government Code 12964.5)

Complaints concerning employment discrimination, harassment, or retaliation shall immediately be investigated in accordance with procedures specified in the accompanying administrative regulation. Any supervisory or management employee who observes or has knowledge of an incident of prohibited discrimination or harassment, including harassment of an employee by a nonemployee, shall report the incident to the Superintendent or designated district coordinator as soon as practical after the incident. All other employees are encouraged to report such incidents to their supervisor immediately.

The Superintendent or designee shall use all appropriate means to reinforce the district's nondiscrimination policy, including providing training and information to employees about how to recognize harassment, discrimination, or other prohibited conduct, how to respond appropriately, and components of the district's policies and regulations regarding discrimination. The Superintendent or designee shall regularly review the district's employment practices and, as necessary, shall take action to ensure district compliance with the nondiscrimination laws.

Any district employee who engages in prohibited discrimination, harassment, or retaliation or who aids, abets, incites, compels, or coerces another to engage or attempt to engage in such behavior in violation of this policy shall be subject to disciplinary action, up to and including dismissal.

The district shall maintain and preserve all applications, personnel, membership, or employment referral records and files for at least four years after the records are initially created or received or, for an applicant or a terminated employee, for four years after the date the employment action was taken. However, when the district is notified that a complaint has been filed with the California Department of Fair Employment and Housing, records related to the employee involved shall be maintained and preserved until the later of the first date after the time for filing a civil action has expired or the first date after the complaint has been fully and finally disposed of and all administrative proceedings, civil actions, appeals, or related proceedings have been terminated. (Government Code 12946)

Policy Reference Disclaimer:

These references are not intended to be part of the policy itself, nor do they indicate the basis or authority for the board to enact this policy. Instead, they are provided as additional resources for those interested in the subject matter of the policy.

State	Description
2 CCR 11006-11086	Discrimination in employment
2 CCR 11023	Harassment and discrimination prevention and correction

2 CCR 11024	Required training and education on harassment based on sex, gender identity and expression, and sexual orientation
2 CCR 11027-11028	National origin and ancestry discrimination
5 CCR 4900-4965	Nondiscrimination in elementary and secondary education programs
Civ. Code 51.7	Freedom from violence or intimidation
Ed. Code 200-262.4	Educational equity; prohibition of discrimination on the basis of sex
Gov. Code 11135	Unlawful discrimination
Gov. Code 11138	Rules and regulations
Gov. Code 12900-12996	Fair Employment and Housing Act
Gov. Code 12940-12952	Unlawful employment practices
Gov. Code 12960-12976	Unlawful employment practices; complaints
Pen. Code 422.56	Definitions, hate crimes
Federal	Description
20 USC 1681-1688	Title IX of the Education Amendments of 1972
28 CFR 35.101-35.190	Americans with Disabilities Act
29 USC 621-634	Age Discrimination in Employment Act
29 USC 794	Rehabilitation Act of 1973, Section 504
34 CFR 100.6	Compliance information
34 CFR 104.7	Designation of responsible employee for Section 504
34 CFR 104.8	Notice
34 CFR 106.8	Designation of responsible employee and adoption of grievance procedures
34 CFR 106.9	Dissemination of policy
34 CFR 110.1-110.39	Nondiscrimination on the basis of age
42 USC 12101-12213	Americans with Disabilities Act
42 USC 2000d-2000d-7	Title VI, Civil Rights Act of 1964, as amended
42 USC 2000e-2000e-17	Title VII, Civil Rights Act of 1964, as amended
42 USC 2000ff-2000ff-11	Genetic Information Nondiscrimination Act of 2008
42 USC 2000h-2-2000h-6	Title IX of the Civil Rights Act of 1964
42 USC 6101-6107	Age discrimination in federally assisted programs
Management Resources	Description
CA Dept of Fair Employment and Housing Publication	Transgender Rights in the Workplace
CA Dept of Fair Employment and Housing Publication	California Law Prohibits Workplace Discrimination and Harassment

CA Dept of Fair Employment and Housing Publication
 CA Dept of Fair Employment and Housing Publication
 Court Decision
 Court Decision

Workplace Harassment Guide for California Employers
 Your Rights and Obligations as a Pregnant Employee
 Shephard v. Loyola Marymount, (2002) 102 Cal.Appl 4th 837
 Thomson v. North American Stainless LP, (2011) 131 S.Ct. 863

U.S. DOE Office for Civil Rights Publication
 U.S. Equal Employment Opportunity Comm Publication
 U.S. Equal Employment Opportunity Comm Publication
 Website
 Website
 Website

Notice of Non-Discrimination, August 2010
 Enforcement Guidance: Vicarious Employer Liability for Unlawful Harassment by Supervisors, June 1999
 EEOC Compliance Manual
 California Department of Fair Employment and Housing
 U.S. Department of Education, Office for Civil Rights
 U.S. Equal Employment Opportunity Commission

Cross References

Code	Description
0410	Nondiscrimination In District Programs And Activities
0470	COVID-19 Mitigation Plan
1113	District And School Web Sites
1113	District And School Web Sites
1113-E(1)	District And School Web Sites
1114	District-Sponsored Social Media
1114	District-Sponsored Social Media
1240	Volunteer Assistance
1240	Volunteer Assistance
1312.1	Complaints Concerning District Employees
1312.1	Complaints Concerning District Employees
1312.3	Uniform Complaint Procedures
1312.3	Uniform Complaint Procedures
1312.3-E(1)	Uniform Complaint Procedures
1312.3-E(2)	Uniform Complaint Procedures
3312	Contracts
3530	Risk Management/Insurance
3530	Risk Management/Insurance
3580	District Records
3580	District Records

3600	Consultants
4000	Concepts And Roles
4032	Reasonable Accommodation
4033	Lactation Accommodation
4111	Recruitment And Selection
4111.2	Legal Status Requirement
4111.2	Legal Status Requirement
4112.4	Health Examinations
4112.41	Employee Drug Testing
4112.41	Employee Drug Testing
4112.6	Personnel Files
4112.8	Employment Of Relatives
4112.9	Employee Notifications
4112.9-E(1)	Employee Notifications
4113.5	Working Remotely
4114	Transfers
4118	Dismissal/Suspension/Disciplinary Action
4118	Dismissal/Suspension/Disciplinary Action
4119.1	Civil And Legal Rights
4119.11	Sexual Harassment
4119.11	Sexual Harassment
4119.22	Dress And Grooming
4119.23	Unauthorized Release Of Confidential/Privileged Information
4119.41	Employees With Infectious Disease
4131	Staff Development
4144	Complaints
4144	Complaints
4151	Employee Compensation
4154	Health And Welfare Benefits
4154	Health And Welfare Benefits
4161.5	Military Leave
4161.8	Family Care And Medical Leave
4211	Recruitment And Selection
4211.2	Legal Status Requirement

4211.2	Legal Status Requirement
4212.4	Health Examinations
4212.41	Employee Drug Testing
4212.41	Employee Drug Testing
4212.6	Personnel Files
4212.8	Employment Of Relatives
4212.9	Employee Notifications
4212.9-E(1)	Employee Notifications
4213.5	Working Remotely
4218	Dismissal/Suspension/Disciplinary Action
4218	Dismissal/Suspension/Disciplinary Action
4218.1	Dismissal/Suspension/Disciplinary Action (Merit System)
4219.1	Civil And Legal Rights
4219.11	Sexual Harassment
4219.11	Sexual Harassment
4219.22	Dress And Grooming
4219.23	Unauthorized Release Of Confidential/Privileged Information
4219.41	Employees With Infectious Disease
4231	Staff Development
4244	Complaints
4244	Complaints
4251	Employee Compensation
4254	Health And Welfare Benefits
4254	Health And Welfare Benefits
4261.5	Military Leave
4261.8	Family Care And Medical Leave
4311	Recruitment And Selection
4311.2	Legal Status Requirement
4311.2	Legal Status Requirement
4312.4	Health Examinations
4312.41	Employee Drug Testing
4312.41	Employee Drug Testing
4312.6	Personnel Files
4312.8	Employment Of Relatives

4312.9	Employee Notifications
4312.9-E(1)	Employee Notifications
4313.5	Working Remotely
4319.1	Civil And Legal Rights
4319.11	Sexual Harassment
4319.11	Sexual Harassment
4319.22	Dress And Grooming
4319.23	Unauthorized Release Of Confidential/Privileged Information
4319.41	Employees With Infectious Disease
4331	Staff Development
4344	Complaints
4344	Complaints
4351	Employee Compensation
4354	Health And Welfare Benefits
4354	Health And Welfare Benefits
4361.5	Military Leave
4361.8	Family Care And Medical Leave
9000	Role Of The Board
9321-E(1)	Closed Session
9321-E(2)	Closed Session
9321	Closed Session

Policy
adopted:

CSBA POLICY MANUAL UPDATE
March 2022

Exhibit 4112.9-E(1): Employee Notifications

Status:
ADOPTED

Original Adopted Date: 05/01/2016 | **Last Revised Date:** 03/01/2022 | **Last Reviewed Date:** 03/01/2022

Note: The following exhibit lists notices which the law requires be provided to employees. See the referenced Board policy, administrative regulation, or Board bylaw for further information about related program and notice requirements.

When/Whom to Notify	Education or Other Legal Code	Board Policy/ Administrative Regulation #	Subject
I. To All Employees			
At the beginning of school year or upon employment	Education Code 231.5; Government Code 12950	AR 4119.11 4219.11 4319.11	The district's policy on sexual harassment, legal remedies, complaints
Annually, and 72 hours before pesticide application	Education Code 17612	AR 3514.2	Use of pesticide product, active ingredients, Internet address to access information on pesticides
Prior to implementing year-round schedule	Education Code 37616	BP 6117	Public hearing on year-round program
Prior to implementing alternative schedule	Education Code 46162	BP 6112	Public hearing on alternative schedule in secondary grades
Annually	Education Code 49013; 5 CCR 4622	AR 1312.3 BP 0460 BP 3260	Uniform complaint procedures, appeals, civil law remedies, coordinator, complaints about student fees and local control and accountability plan
Annually	Education Code 49414	AR 5141.21	Request for volunteers to be trained to administer epinephrine auto-injectors
At least once per year	Education Code 49414.3	AR 5141.21	Request for volunteers to be trained to administer opioid antagonist
To all employees	Government Code 1126	BP 4136 4236 4336	Prohibition of activities that are inconsistent, incompatible, in conflict with, or inimical to duties; discipline; appeal
To all employees	Government Code 8355; 41 USC 8102; 34 CFR 84.205, 84.210	BP 4020 BP 4159 4259 4359	District's drug- and alcohol-free workplace; actions to be taken if violated; available employee assistance programs

When/Whom to Notify	Education or Other Legal Code	Board Policy/ Administrative Regulation #	Subject
I. To All Employees (continued)			
Upon employment	Government Code 21029	None	Right to purchase PERS service credit for military service performed prior to public employment
Upon placement of automated external defibrillator (AED) in school, and annually thereafter	Health and Safety Code 1797.196	AR 5141	Proper use of AED; location of all AEDs on campus, sudden cardiac arrest, school's emergency response plan
If the district receives Tobacco-Use Prevention Education funds	Health and Safety Code 104420	AR 3513.3	District's tobacco-free schools policy and enforcement procedures
Annually, or more frequently if there is new information	Health and Safety Code 120875, 120880	BP 4119.43 4219.43 4319.43	AIDS and hepatitis B, including methods to prevent exposure
To new employees upon hire and other employees upon request, in districts with 25 or more employees	Labor Code 230.1	AR 4161.2 4261.2 4361.2	Rights pursuant to Labor Code 230-230.1 pertaining to leaves and accommodations for victims of crime or abuse
With each paycheck	Labor Code 246	AR 4161.1 AR 4261.1 4361.1	Amount of sick leave available
Upon hire, in employee handbook, and upon request for parental leave	Labor Code 1034	BP 4033	The district's policy on lactation accommodation
To covered employees and former employees	Labor Code 2800.2	AR 4154 4254 4354	Availability of COBRA/ Cal-COBRA continuation and conversion coverage; statement encouraging careful examination of options before declining coverage
To employees participating in a flexible spending account	Labor Code 2810.7	None	Deadline to withdraw funds from account before the end of the plan year
To every new employee, either at the time employee is hired or by end of first pay period	Labor Code 3551	AR 4157.1 4257.1 4357.1	Workers' compensation benefits, how to obtain medical care, role of primary physician, form for reporting personal physician/chiropractor

When/Whom to Notify	Education or Other Legal Code	Board Policy/ Administrative Regulation #	Subject
I. To All Employees (continued)			
Within one day of receiving notice of potential exposure to COVID-19, to employees who were on the premises during the infectious period, the exclusive representative, and the employer of subcontracted employees as applicable	Labor Code 6409.6	AR 4157 4257 4357	Potential exposure to COVID-19; benefits to which employees may be entitled; available leave options; protection against discrimination and retaliation; district's disinfection and safety plan
Prior to beginning employment	Penal Code 11165.7, 11166.5	AR 5141.4	Status as a mandated reporter of child abuse, reporting obligations, confidentiality rights, copy of law
Upon employment, and when employee goes on leave for specified reasons	Unemployment Insurance Code 2613	AR 4154 4254 4354	Disability insurance rights and benefits
To principal, counselor who directly supervises or reports on student's behavior or progress, and teacher and other administrators who directly supervise or report on student's behavior or progress when principal believes needs the information for the protection of self or others when working with student, when Superintendent or designee receives written notification that minor student has committed a felony or misdemeanor involving specified offenses	Welfare and Institutions Code 827	AR 4158 4258 4358	Limited exception to juvenile court record confidentiality to ensure rehabilitation of juvenile criminal offenders and protect students and staff
To all employees and job applicants	2 CCR 11023; 34 CFR 104.8, 106.9	BP 0410 AR 4030	District's policy on nondiscrimination and related complaint procedures
To all employees via employee handbook, or to each new employee	2 CCR 11091, 11095; 29 CFR 825.300	AR 4161.8 4261.8 4361.8	Benefits through Family and Medical Leave Act (FMLA) and California Family Rights Act (CFRA); obligation to provide 30 days' notice of need for leave when possible
To all employees	8 CCR 3203	AR 4157 4257 4357	The right and procedure to access the injury and illness prevention program
To all employees working with homeless families	42 USC 11432	AR 6173	Duties of district liaison for homeless students

When/Whom to Notify	Education or Other Legal Code	Board Policy/ Administrative Regulation #	Subject
I. To All Employees (continued)			
To all employees	34 CFR 106.8	AR 4119.11 4219.11 4319.11	Nondiscrimination on the basis of sex; contact information for district's Title IX Coordinator; referral of inquiries to Title IX Coordinator and/or Office for Civil Rights
Annually	40 CFR 763.84, 763.93	AR 3514	Availability of asbestos management plan; inspections, response actions, post-response actions planned or in progress

When/Whom to Notify	Education or Other Legal Code	Board Policy/ Administrative Regulation #	Subject
II. To Certificated Employees			
To eligible certificated employees in a timely manner, and to part-time and substitute certificated employees within 30 days of hire	Education Code 22455.5	AR 4121	Criteria for membership in retirement system; right to elect membership at any time
Upon employment of a retired certificated individual	Education Code 22461	AR 4117.14 4317.14	Postretirement earnings limitation or employment restriction; monthly report of compensation
To certificated employees	Education Code 35171	AR 4115 BP 4315	District regulations related to performance evaluations
30 days before last day of school year for instructional staff, or by June 30 for noninstructional certificated staff, in any year in which employee is evaluated	Education Code 44663	AR 4115	Copy of employee's evaluation
To a certificated employee with unsatisfactory evaluation, once per year for probationary employee or at least once every other year for permanent employee	Education Code 44664	AR 4115	Notice and description of the unsatisfactory performance
By May 30, if district issues reemployment notices to certificated employees	Education Code 44842	AR 4112.1	Request that the employee notify district of intent to remain in service next year
To probationary and temporary certificated employees upon employment, and every July thereafter	Education Code 44916	AR 4112.1 AR 4121	Employment status and salary

When/Whom to Notify	Education or Other Legal Code	Board Policy/ Administrative Regulation #	Subject
II. To Certificated Employees (continued)			
To probationary employee, by March 15	Education Code 44929.21, 44929.23, 44948.5	BP 4116	Whether or not employee is reelected for next school year
When certificated employee is subject to disciplinary action for cause, at any time of year or, for charge of unsatisfactory performance, during instructional year	Education Code 44934, 44934.1, 44936	BP 4118 AR 4118	Notice of charges, procedures, and employee rights; intent to dismiss or suspend 30 days after notice
To certificated employee charged with unprofessional conduct, at least 45 days prior to suspension/ dismissal notice	Education Code 44938	BP 4118	Notice of deficiency and opportunity to correct
To certificated employee charged with unsatisfactory performance, at least 90 days prior to suspension/dismissal notice or prior to last quarter of school year	Education Code 44938	BP 4118	Notice of deficiency and opportunity to correct
To certificated employee charged with mandatory leave of absence offense, within 10 days of entry of judgment in proceedings	Education Code 44940.5	AR 4118	Notice of intent to dismiss 30 days from notice unless employee demands hearing
To probationary employee 30 days prior to dismissal during school year, but not later than March 15 for a second-year probationary employee	Education Code 44948.3	AR 4118	Reasons for dismissal and opportunity to appeal
By March 15 when necessary to reduce certificated personnel, with final notice by May 15	Education Code 44949, 44955	BP 4117.3	Reasons for personnel reduction and employees' right to hearing; final notice of Board decision re: termination
Before the end of the school year to temporary employee who served 75 percent of school year but will be released	Education Code 44954	BP 4121	District's decision not to reelect employee for following school year
During the time between five days after the enactment of an annual Budget Act and August 15 of the fiscal year to which the Budget Act applies when the Board determines that the district's local control funding formula apportionment per unit of ADA for that fiscal year has not increased by at least two percent, to any permanent or probationary certificated employee, including an employee holding a position that requires administrative or supervisory credential, whose services are terminated	Education Code 44955.5	BP 4117.3	Decrease in the number of permanent employees in accordance with a schedule of notice and hearing adopted by the Board

When/Whom to Notify	Education or Other Legal Code	Board Policy/ Administrative Regulation #	Subject
II. To Certificated Employees (continued)			
To teacher, when a student engages in or is reasonably suspected of specified acts	Education Code 49079	AR 4158 4258 4358	Student has committed specified act that constitutes ground for suspension or expulsion
To teacher of a student who is suspended or expelled, when Superintendent or designee receives transfer student's record regarding acts that resulted in suspension or expulsion	Education Code 48201	AR 4158 4258 4358	Student has committed specified act that constitutes ground for suspension or expulsion
To certificated employee upon change in employment status due to alleged misconduct or while allegation is pending	5 CCR 80303	AR 4117.7 4317.7	Contents of state regulation re: report to Commission on Teacher Credentialing

When/Whom to Notify	Education or Other Legal Code	Board Policy/ Administrative Regulation #	Subject
III. To Classified Employees			
When classified employee is subject to disciplinary action for cause, in nonmerit district	Education Code 45113	AR 4218	Notice of charges, right to hearing, timeline for requesting hearing
By March 15, when laid off due to lack of work or lack of funds, with final notice by May 15	Education Code 45117	AR 4217.3	Notice of layoff, displacement and reemployment rights, right to hearing; final notice of Board decision regarding termination
During the time between five days after the enactment of an annual Budget Act and August 15 of the fiscal year to which the Budget Act applies when the Board determines that the district's local control funding formula apportionment per unit of ADA for that fiscal year has not increased by at least two percent, to classified employees who are laid off due to lack of work or lack of funds	Education Code 45117	AR 4217.3	District Statement of Reduction in Force to affected employees in accordance with a schedule of notice and hearing adopted by the Board
At least 60 days prior to the effective date of layoff, if the employee's position must be eliminated due to the expiration of a specially funded program	Education Code 45117	AR 4217.3	Notice of layoff date, displacement and reemployment rights
Upon employment and upon each change in classification	Education Code 45169	AR 4212	Employee's class specification, salary data, assignment or work location, duty hours, prescribed workweek

When/Whom to Notify	Education or Other Legal Code	Board Policy/ Administrative Regulation #	Subject
III. To Classified Employees			
To permanent employee whose leave is exhausted	Education Code 45192, 45195	AR 4261.1 AR 4261.11	Exhaustion of leave, opportunity to request additional leave
To school bus drivers and school activity bus drivers prior to expiration of specified documents	13 CCR 1234	AR 3542	Expiration date of driver's license, driver's certificate and medical certificate; need to renew
To school bus drivers and school activity bus drivers upon employment and at least once per year thereafter	13 CCR 2480	AR 3542	Limitations on vehicle idling; consequences of not complying
To school bus drivers, prior to district drug testing program and thereafter upon employment	49 CFR 382.113, 382.601	AR 4112.42 4212.42 4312.42	Explanation of federal requirements for drug testing program and district's policy; prior to administration of each drug or alcohol test
To school bus drivers, prior to operating school bus	49 CFR 382.303	AR 4112.42 4212.42 4312.42	Post-accident information, procedures, and instructions

When/Whom to Notify	Education or Other Legal Code	Board Policy/ Administrative Regulation #	Subject
--------------------------------	--	--	----------------

IV. To Administrative/Supervisory Personnel

To superintendent, deputy, associate, or assistant superintendent or senior manager of classified service, at least 45 days before expiration of contract	Education Code 35031	BP 2121 BP 4312.1	Decision not to reelect or reemploy upon expiration of contract or term
Upon request by administrative or supervisory employee transferred to teaching position	Education Code 44896	AR 4313.2	Statement of the reasons for the reassignment
By March 15 to employee who may be released/reassigned the following school year	Education Code 44951	AR 4313.2	Notice that employee may be released or reassigned the following school year

When/Whom to Notify	Education or Other Legal Code	Board Policy/ Administrative Regulation #	Subject
--------------------------------	--	--	----------------

V. To Individual Employees Under Special Circumstances

In the event of a breach of security of district records, to affected employees	Civil Code 1798.29	BP 3580	Types of records affected, date of breach, description of incident, and, as applicable, contact information for credit reporting agencies
---	--------------------	---------	---

When/Whom to Notify	Education or Other Legal Code	Board Policy/ Administrative Regulation #	Subject
V. To Individual Employees Under Special Circumstances (continued)			
Prior to placing derogatory information in personnel file	Education Code 44031	AR 4112.6 4212.6 4312.6	Notice of derogatory information, opportunity to review and comment
To employees who volunteer to administer epinephrine auto-injector	Education Code 49414	AR 5141.21	Defense and indemnification from civil liability by the district
To district police officer, within 30 days of decision to impose discipline	Government Code 3304	AR 3515.3	Decision to impose discipline, including the date that discipline will be imposed
To employee returning from military leave of absence, within 30 days of return	Government Code 20997	AR 4161.5 4261.5 4361.5	Right to receive PERS service credit for military service; application form
24 hours before Board meets in closed session to hear complaints or charges against employee	Government Code 54957	BB 9321	Employee's right to have complaints/charges heard in open session
When taking disciplinary action against employee for disclosure of confidential information	Government Code 54963	BP 4119.23 4219.23 4319.23	Law prohibiting disclosure of confidential information obtained in closed session
When document identifying employee who is victim of domestic violence is disclosed	Labor Code 230	AR 4158 4258 4358	Accommodations and leave for victims of domestic violence
Within one working day of work-related injury or victimization of crime	Labor Code 3553, 5401	AR 4157.1 4257.1 4357.1	Potential eligibility for workers' compensation benefits, claim form
When adverse employment action is based on DOJ criminal history information or subsequent arrest notification	Penal Code 11105, 11105.2	AR 4112.5 4212.5 4312.5	Copy of DOJ notification
To any employee with exposure to blood or other potentially infectious materials, upon initial employment and at least annually thereafter	8 CCR 3204	AR 4119.42 4219.42 4319.42	The existence, location, and availability of exposure and medical records; person responsible for maintaining and providing access to records; right to access records
To any employee assigned to a work area where hazardous chemicals are present, upon initial assignment and upon new exposure situation	8 CCR 5191	AR 3514.1	Location and availability of chemical hygiene plan, exposure limits, signs and symptoms of exposure, location of reference material

When/Whom to Notify	Education or Other Legal Code	Board Policy/ Administrative Regulation #	Subject
V. To Individual Employees Under Special Circumstances (continued)			
To any employee who may be exposed to hazardous substances in the work area, upon initial assignment and when new hazard is introduced into work area	8 CCR 5194	AR 3514.1	Any presence of hazardous substances in the work area, location and availability of hazard communication program, new material safety data sheet, employee rights
To employee eligible for military leave	38 USC 4334	AR 4161.5 4261.5 4361.5	Notice of rights, benefits, and obligations under military leave
Within five days of employee's request for FMLA leave, receipt of supporting information, or district's knowledge that the requested leave may qualify as FMLA leave	29 CFR 825.300; 2 CCR 11049, 11091	AR 4161.8 4261.8 4361.8	Designation of leave as FMLA or non-FMLA; if not eligible, reason not eligible; requirement to use paid leave; any requirement for fitness-for-duty certification; any subsequent changes in designation notice
Whenever notice of eligibility for FMLA is provided to employee	29 CFR 825.300	AR 4161.8 4261.8 4361.8	Rights and responsibilities re: use of FMLA; consequences of failure to meet obligations

Policy Reference Disclaimer:

These references are not intended to be part of the policy itself, nor do they indicate the basis or authority for the board to enact this policy. Instead, they are provided as additional resources for those interested in the subject matter of the policy.

State	Description
13 CCR 1234	Reports regarding school buses and bus drivers
13 CCR 2480	Vehicle idling, limitations
2 CCR 11023	Harassment and discrimination prevention and correction
2 CCR 11035-11051	Unlawful sex discrimination: pregnancy, childbirth and related medical conditions
2 CCR 11087-11098	California Family Rights Act
5 CCR 4622	Uniform complaint procedures
5 CCR 80303	Reports of change in employment status, alleged misconduct
8 CCR 3204	Employees exposed to bloodborne pathogens standard
8 CCR 5191	Chemical hygiene plan
8 CCR 5194	Hazard communication
Civ. Code 1798.29	District records, specifically - breach of security
Ed. Code 17612	Notification of pesticide use
Ed. Code 22455.5	STRS information to potential members

Ed. Code 22461	Postretirement compensation limitation
Ed. Code 231.5	Sexual harassment policy
Ed. Code 35031	Term of employment
Ed. Code 35171	Availability of rules and regulations for evaluation of performance
Ed. Code 37616	Notice of public hearing on year-round schedule
Ed. Code 44031	Personnel file contents, inspection
Ed. Code 44663-44664	Evaluation of certificated employees
Ed. Code 44842	Reemployment notices, certificated employees
Ed. Code 44896	Transfer of administrator or supervisor to teaching position
Ed. Code 44916	Written statement of employment status
Ed. Code 44929.21	Notice of reelection decision; districts with 250 ADA or more
Ed. Code 44929.23	Districts with less than 250 ADA
Ed. Code 44934	Notice of disciplinary action for cause
Ed. Code 44938	Notice of unprofessional conduct and opportunity to correct
Ed. Code 44940.5-44941	Notification of suspension and intent to dismiss
Ed. Code 44948.3-44948.5	Dismissal of probationary employees
Ed. Code 44948.5	Nonreelection procedures, districts under 250 ADA
Ed. Code 44949	Dismissal of probationary employees
Ed. Code 44951	Continuation in position unless notified, administrative or supervisory personnel
Ed. Code 44954	Nonreelection of temporary employees
Ed. Code 44955	Reduction in number of permanent employees
Ed. Code 44955.5	Decrease in number of permanent employees during specified time period upon determination related to local control funding formula per unit of average daily attendance
Ed. Code 45113	Notification of charges, classified employees
Ed. Code 45117	Notice of layoff, classified employees
Ed. Code 45169	Employee salary data, classified employees
Ed. Code 45192	Industrial accident and illness leave for classified employees
Ed. Code 45195	Additional leave
Ed. Code 46162	Notice of public hearing on block schedule
Ed. Code 48201	Transfer student's record for acts that resulted in suspension or expulsion
Ed. Code 49013	Complaints regarding student fees

Ed. Code 49079	Notification to teacher, student who has engaged in acts re: grounds suspension or expulsion
Ed. Code 49414	Epinephrine auto-injectors
Ed. Code 49414.3	Administration of opioid antagonist
Gov. Code 1126	Incompatible activities of employees
Gov. Code 12950	Sexual harassment
Gov. Code 21029	Retirement credit for period of military service
Gov. Code 54957	Complaints against employees; right to open session
Gov. Code 54963	Unauthorized disclosure of confidential information
Gov. Code 8355	Certification of drug-free workplace, including notification
H&S Code 104420	Tobacco-free schools
H&S Code 120875	Information on AIDS, AIDS-related conditions, and hepatitis B
H&S Code 120880	Notification to employees re AIDS, AIDS-related conditions, and hepatitis B
H&S Code 1797.196	Automated external defibrillators; notification of use and locations
Lab. Code 230	Accommodations and leave for victims of domestic violence
Lab. Code 2800.2	Notification of availability of continuation health coverage
Lab. Code 3550-3553	Notifications re: workers' compensation benefits
Lab. Code 5401	Workers' compensation, claim form and notice of potential eligibility
Pen. Code 11165.7	Child Abuse and Neglect Reporting Act, notification requirement
Pen. Code 11166.5	Employment, statement of knowledge of duty to report child abuse or neglect
Unemp. Ins. Code 2613	Disability insurance; notice of rights and benefits
Welfare and Institutions Code 827	Limited exception to juvenile court record
Federal	Description
29 CFR 825.300	Family and Medical Leave Act; notice requirement
34 CFR 104.8	Nondiscrimination
34 CFR 106.9	Dissemination of policy
34 CFR 84.205-84.210	Drug-free workplace statement
38 USC 4334	Uniformed Services Employment and Reemployment Rights Act, notice requirement
40 CFR 763.84	Asbestos inspections, response actions and post-response actions
40 CFR 763.93	Asbestos management plans

41 USC 8101-8106	Drug-Free Workplace Act
42 USC 11431-11435	McKinney-Vento Homeless Assistance Act
49 CFR 382.113	Controlled substance and alcohol use and testing notifications
49 CFR 382.303	Post-accident information, procedures, and instructions
49 CFR 382.601	Controlled substance and alcohol use and testing notification

Cross References

Code	Description
1312.3	Uniform Complaint Procedures
1312.3	Uniform Complaint Procedures
1312.3-E(1)	Uniform Complaint Procedures
1312.3-E(2)	Uniform Complaint Procedures
2121	Superintendent's Contract
3260	Fees And Charges
3260	Fees And Charges
3513.3	Tobacco-Free Schools
3513.3	Tobacco-Free Schools
3514	Environmental Safety
3514	Environmental Safety
3514.1	Hazardous Substances
3514.1	Hazardous Substances
3514.2	Integrated Pest Management
3542	School Bus Drivers
3580	District Records
3580	District Records
4020	Drug And Alcohol-Free Workplace
4030	Nondiscrimination In Employment
4030	Nondiscrimination In Employment
4033	Lactation Accommodation
4112.42	Drug And Alcohol Testing For School Bus Drivers
4112.42	Drug And Alcohol Testing For School Bus Drivers
4112.5	Criminal Record Check
4112.5-E(1)	Criminal Record Check
4112.6	Personnel Files

4115	Evaluation/Supervision
4115	Evaluation/Supervision
4116	Probationary/Permanent Status
4116	Probationary/Permanent Status
4117.14	Postretirement Employment
4117.3	Personnel Reduction
4117.7	Employment Status Reports
4118	Dismissal/Suspension/Disciplinary Action
4118	Dismissal/Suspension/Disciplinary Action
4119.11	Sexual Harassment
4119.11	Sexual Harassment
4119.43	Universal Precautions
4119.43	Universal Precautions
4121	Temporary/Substitute Personnel
4121	Temporary/Substitute Personnel
4136	Nonschool Employment
4154	Health And Welfare Benefits
4154	Health And Welfare Benefits
4157.1	Work-Related Injuries
4158	Employee Security (BP and AR)
4161.1	Personal Illness/Injury Leave
4161.11	Industrial Accident/Illness Leave
4161.5	Military Leave
4161.8	Family Care And Medical Leave
4212	Appointment And Conditions Of Employment
4212.42	Drug And Alcohol Testing For School Bus Drivers
4212.42	Drug And Alcohol Testing For School Bus Drivers
4212.5	Criminal Record Check
4212.5-E(1)	Criminal Record Check
4212.6	Personnel Files
4216	Probationary/Permanent Status
4217.3	Layoff/Rehire
4219.11	Sexual Harassment
4219.11	Sexual Harassment

4219.43	Universal Precautions
4219.43	Universal Precautions
4236	Nonschool Employment
4254	Health And Welfare Benefits
4254	Health And Welfare Benefits
4257.1	Work-Related Injuries
4258	Employee Security (BP and AR)
4261.1	Personal Illness/Injury Leave
4261.11	Industrial Accident/Illness Leave
4261.5	Military Leave
4261.8	Family Care And Medical Leave
4312.1	Contracts
4312.42	Drug And Alcohol Testing For School Bus Drivers
4312.42	Drug And Alcohol Testing For School Bus Drivers
4312.5	Criminal Record Check
4312.5-E(1)	Criminal Record Check
4312.6	Personnel Files
4315	Evaluation/Supervision
4317.14	Postretirement Employment
4317.7	Employment Status Reports
4319.11	Sexual Harassment
4319.11	Sexual Harassment
4319.43	Universal Precautions
4319.43	Universal Precautions
4336	Nonschool Employment
4354	Health And Welfare Benefits
4354	Health And Welfare Benefits
4357.1	Work-Related Injuries
4358	Employee Security (BP and AR)
4361.1	Personal Illness/Injury Leave
4361.11	Industrial Accident/Illness Leave
4361.5	Military Leave
4361.8	Family Care And Medical Leave
6117	Year-Round Schedules

6173	Education for Homeless Children (BP/AR/E(1)/E(1))
9310	Board Policies
9321-E(1)	Closed Session
9321-E(2)	Closed Session
9321	Closed Session

Exhibit
version:

CSBA POLICY MANUAL UPDATE
March 2022

Exhibit 4212.9-E(1): Employee Notifications

Status:
ADOPTED

Original Adopted Date: 05/01/2016 | **Last Revised Date:** 03/01/2022 | **Last Reviewed Date:** 03/01/2022

Note: The following exhibit lists notices which the law requires be provided to employees. See the referenced Board policy, administrative regulation, or Board bylaw for further information about related program and notice requirements.

When/Whom to Notify	Education or Other Legal Code	Board Policy/ Administrative Regulation #	Subject
I. To All Employees			
At the beginning of school year or upon employment	Education Code 231.5; Government Code 12950	AR 4119.11 4219.11 4319.11	The district's policy on sexual harassment, legal remedies, complaints
Annually, and 72 hours before pesticide application	Education Code 17612	AR 3514.2	Use of pesticide product, active ingredients, Internet address to access information on pesticides
Prior to implementing year-round schedule	Education Code 37616	BP 6117	Public hearing on year-round program
Prior to implementing alternative schedule	Education Code 46162	BP 6112	Public hearing on alternative schedule in secondary grades
Annually	Education Code 49013; 5 CCR 4622	AR 1312.3 BP 0460 BP 3260	Uniform complaint procedures, appeals, civil law remedies, coordinator, complaints about student fees and local control and accountability plan
Annually	Education Code 49414	AR 5141.21	Request for volunteers to be trained to administer epinephrine auto-injectors
At least once per year	Education Code 49414.3	AR 5141.21	Request for volunteers to be trained to administer opioid antagonist
To all employees	Government Code 1126	BP 4136 4236 4336	Prohibition of activities that are inconsistent, incompatible, in conflict with, or inimical to duties; discipline; appeal
To all employees	Government Code 8355; 41 USC 8102; 34 CFR 84.205, 84.210	BP 4020 BP 4159 4259 4359	District's drug- and alcohol-free workplace; actions to be taken if violated; available employee assistance programs

When/Whom to Notify	Education or Other Legal Code	Board Policy/ Administrative Regulation #	Subject
I. To All Employees (continued)			
Upon employment	Government Code 21029	None	Right to purchase PERS service credit for military service performed prior to public employment
Upon placement of automated external defibrillator (AED) in school, and annually thereafter	Health and Safety Code 1797.196	AR 5141	Proper use of AED; location of all AEDs on campus, sudden cardiac arrest, school's emergency response plan
If the district receives Tobacco-Use Prevention Education funds	Health and Safety Code 104420	AR 3513.3	District's tobacco-free schools policy and enforcement procedures
Annually, or more frequently if there is new information	Health and Safety Code 120875, 120880	BP 4119.43 4219.43 4319.43	AIDS and hepatitis B, including methods to prevent exposure
To new employees upon hire and other employees upon request, in districts with 25 or more employees	Labor Code 230.1	AR 4161.2 4261.2 4361.2	Rights pursuant to Labor Code 230-230.1 pertaining to leaves and accommodations for victims of crime or abuse
With each paycheck	Labor Code 246	AR 4161.1 AR 4261.1 4361.1	Amount of sick leave available
Upon hire, in employee handbook, and upon request for parental leave	Labor Code 1034	BP 4033	The district's policy on lactation accommodation
To covered employees and former employees	Labor Code 2800.2	AR 4154 4254 4354	Availability of COBRA/ Cal-COBRA continuation and conversion coverage; statement encouraging careful examination of options before declining coverage
To employees participating in a flexible spending account	Labor Code 2810.7	None	Deadline to withdraw funds from account before the end of the plan year
To every new employee, either at the time employee is hired or by end of first pay period	Labor Code 3551	AR 4157.1 4257.1 4357.1	Workers' compensation benefits, how to obtain medical care, role of primary physician, form for reporting personal physician/chiropractor

When/Whom to Notify	Education or Other Legal Code	Board Policy/ Administrative Regulation #	Subject
I. To All Employees (continued)			
Within one day of receiving notice of potential exposure to COVID-19, to employees who were on the premises during the infectious period, the exclusive representative, and the employer of subcontracted employees as applicable	Labor Code 6409.6	AR 4157 4257 4357	Potential exposure to COVID-19; benefits to which employees may be entitled; available leave options; protection against discrimination and retaliation; district's disinfection and safety plan
Prior to beginning employment	Penal Code 11165.7, 11166.5	AR 5141.4	Status as a mandated reporter of child abuse, reporting obligations, confidentiality rights, copy of law
Upon employment, and when employee goes on leave for specified reasons	Unemployment Insurance Code 2613	AR 4154 4254 4354	Disability insurance rights and benefits
To principal, counselor who directly supervises or reports on student's behavior or progress, and teacher and other administrators who directly supervise or report on student's behavior or progress when principal believes needs the information for the protection of self or others when working with student, when Superintendent or designee receives written notification that minor student has committed a felony or misdemeanor involving specified offenses	Welfare and Institutions Code 827	AR 4158 4258 4358	Limited exception to juvenile court record confidentiality to ensure rehabilitation of juvenile criminal offenders and protect students and staff
To all employees and job applicants	2 CCR 11023; 34 CFR 104.8, 106.9	BP 0410 AR 4030	District's policy on nondiscrimination and related complaint procedures
To all employees via employee handbook, or to each new employee	2 CCR 11091, 11095; 29 CFR 825.300	AR 4161.8 4261.8 4361.8	Benefits through Family and Medical Leave Act (FMLA) and California Family Rights Act (CFRA); obligation to provide 30 days' notice of need for leave when possible
To all employees	8 CCR 3203	AR 4157 4257 4357	The right and procedure to access the injury and illness prevention program
To all employees working with homeless families	42 USC 11432	AR 6173	Duties of district liaison for homeless students

When/Whom to Notify	Education or Other Legal Code	Board Policy/ Administrative Regulation #	Subject
I. To All Employees (continued)			
To all employees	34 CFR 106.8	AR 4119.11 4219.11 4319.11	Nondiscrimination on the basis of sex; contact information for district's Title IX Coordinator; referral of inquiries to Title IX Coordinator and/or Office for Civil Rights
Annually	40 CFR 763.84, 763.93	AR 3514	Availability of asbestos management plan; inspections, response actions, post-response actions planned or in progress

When/Whom to Notify	Education or Other Legal Code	Board Policy/ Administrative Regulation #	Subject
II. To Certificated Employees			
To eligible certificated employees in a timely manner, and to part-time and substitute certificated employees within 30 days of hire	Education Code 22455.5	AR 4121	Criteria for membership in retirement system; right to elect membership at any time
Upon employment of a retired certificated individual	Education Code 22461	AR 4117.14 4317.14	Postretirement earnings limitation or employment restriction; monthly report of compensation
To certificated employees	Education Code 35171	AR 4115 BP 4315	District regulations related to performance evaluations
30 days before last day of school year for instructional staff, or by June 30 for noninstructional certificated staff, in any year in which employee is evaluated	Education Code 44663	AR 4115	Copy of employee's evaluation
To a certificated employee with unsatisfactory evaluation, once per year for probationary employee or at least once every other year for permanent employee	Education Code 44664	AR 4115	Notice and description of the unsatisfactory performance
By May 30, if district issues reemployment notices to certificated employees	Education Code 44842	AR 4112.1	Request that the employee notify district of intent to remain in service next year
To probationary and temporary certificated employees upon employment, and every July thereafter	Education Code 44916	AR 4112.1 AR 4121	Employment status and salary

When/Whom to Notify	Education or Other Legal Code	Board Policy/ Administrative Regulation #	Subject
II. To Certificated Employees (continued)			
To probationary employee, by March 15	Education Code 44929.21, 44929.23, 44948.5	BP 4116	Whether or not employee is reelected for next school year
When certificated employee is subject to disciplinary action for cause, at any time of year or, for charge of unsatisfactory performance, during instructional year	Education Code 44934, 44934.1, 44936	BP 4118 AR 4118	Notice of charges, procedures, and employee rights; intent to dismiss or suspend 30 days after notice
To certificated employee charged with unprofessional conduct, at least 45 days prior to suspension/ dismissal notice	Education Code 44938	BP 4118	Notice of deficiency and opportunity to correct
To certificated employee charged with unsatisfactory performance, at least 90 days prior to suspension/dismissal notice or prior to last quarter of school year	Education Code 44938	BP 4118	Notice of deficiency and opportunity to correct
To certificated employee charged with mandatory leave of absence offense, within 10 days of entry of judgment in proceedings	Education Code 44940.5	AR 4118	Notice of intent to dismiss 30 days from notice unless employee demands hearing
To probationary employee 30 days prior to dismissal during school year, but not later than March 15 for a second-year probationary employee	Education Code 44948.3	AR 4118	Reasons for dismissal and opportunity to appeal
By March 15 when necessary to reduce certificated personnel, with final notice by May 15	Education Code 44949, 44955	BP 4117.3	Reasons for personnel reduction and employees' right to hearing; final notice of Board decision re: termination
Before the end of the school year to temporary employee who served 75 percent of school year but will be released	Education Code 44954	BP 4121	District's decision not to reelect employee for following school year
During the time between five days after the enactment of an annual Budget Act and August 15 of the fiscal year to which the Budget Act applies when the Board determines that the district's local control funding formula apportionment per unit of ADA for that fiscal year has not increased by at least two percent, to any permanent or probationary certificated employee, including an employee holding a position that requires administrative or supervisory credential, whose services are terminated	Education Code 44955.5	BP 4117.3	Decrease in the number of permanent employees in accordance with a schedule of notice and hearing adopted by the Board

When/Whom to Notify	Education or Other Legal Code	Board Policy/ Administrative Regulation #	Subject
II. To Certificated Employees (continued)			
To teacher, when a student engages in or is reasonably suspected of specified acts	Education Code 49079	AR 4158 4258 4358	Student has committed specified act that constitutes ground for suspension or expulsion
To teacher of a student who is suspended or expelled, when Superintendent or designee receives transfer student's record regarding acts that resulted in suspension or expulsion	Education Code 48201	AR 4158 4258 4358	Student has committed specified act that constitutes ground for suspension or expulsion
To certificated employee upon change in employment status due to alleged misconduct or while allegation is pending	5 CCR 80303	AR 4117.7 4317.7	Contents of state regulation re: report to Commission on Teacher Credentialing

When/Whom to Notify	Education or Other Legal Code	Board Policy/ Administrative Regulation #	Subject
III. To Classified Employees			
When classified employee is subject to disciplinary action for cause, in nonmerit district	Education Code 45113	AR 4218	Notice of charges, right to hearing, timeline for requesting hearing
By March 15, when laid off due to lack of work or lack of funds, with final notice by May 15	Education Code 45117	AR 4217.3	Notice of layoff, displacement and reemployment rights, right to hearing; final notice of Board decision regarding termination
During the time between five days after the enactment of an annual Budget Act and August 15 of the fiscal year to which the Budget Act applies when the Board determines that the district's local control funding formula apportionment per unit of ADA for that fiscal year has not increased by at least two percent, to classified employees who are laid off due to lack of work or lack of funds	Education Code 45117	AR 4217.3	District Statement of Reduction in Force to affected employees in accordance with a schedule of notice and hearing adopted by the Board
At least 60 days prior to the effective date of layoff, if the employee's position must be eliminated due to the expiration of a specially funded program	Education Code 45117	AR 4217.3	Notice of layoff date, displacement and reemployment rights
Upon employment and upon each change in classification	Education Code 45169	AR 4212	Employee's class specification, salary data, assignment or work location, duty hours, prescribed workweek

When/Whom to Notify	Education or Other Legal Code	Board Policy/ Administrative Regulation #	Subject
III. To Classified Employees			
To permanent employee whose leave is exhausted	Education Code 45192, 45195	AR 4261.1 AR 4261.11	Exhaustion of leave, opportunity to request additional leave
To school bus drivers and school activity bus drivers prior to expiration of specified documents	13 CCR 1234	AR 3542	Expiration date of driver's license, driver's certificate and medical certificate; need to renew
To school bus drivers and school activity bus drivers upon employment and at least once per year thereafter	13 CCR 2480	AR 3542	Limitations on vehicle idling; consequences of not complying
To school bus drivers, prior to district drug testing program and thereafter upon employment	49 CFR 382.113, 382.601	AR 4112.42 4212.42 4312.42	Explanation of federal requirements for drug testing program and district's policy; prior to administration of each drug or alcohol test
To school bus drivers, prior to operating school bus	49 CFR 382.303	AR 4112.42 4212.42 4312.42	Post-accident information, procedures, and instructions

When/Whom to Notify	Education or Other Legal Code	Board Policy/ Administrative Regulation #	Subject
--------------------------------	--	--	----------------

IV. To Administrative/Supervisory Personnel

To superintendent, deputy, associate, or assistant superintendent or senior manager of classified service, at least 45 days before expiration of contract	Education Code 35031	BP 2121 BP 4312.1	Decision not to reelect or reemploy upon expiration of contract or term
Upon request by administrative or supervisory employee transferred to teaching position	Education Code 44896	AR 4313.2	Statement of the reasons for the reassignment
By March 15 to employee who may be released/reassigned the following school year	Education Code 44951	AR 4313.2	Notice that employee may be released or reassigned the following school year

When/Whom to Notify	Education or Other Legal Code	Board Policy/ Administrative Regulation #	Subject
--------------------------------	--	--	----------------

V. To Individual Employees Under Special Circumstances

In the event of a breach of security of district records, to affected employees	Civil Code 1798.29	BP 3580	Types of records affected, date of breach, description of incident, and, as applicable, contact information for credit reporting agencies
---	--------------------	---------	---

When/Whom to Notify	Education or Other Legal Code	Board Policy/ Administrative Regulation #	Subject
V. To Individual Employees Under Special Circumstances (continued)			
Prior to placing derogatory information in personnel file	Education Code 44031	AR 4112.6 4212.6 4312.6	Notice of derogatory information, opportunity to review and comment
To employees who volunteer to administer epinephrine auto-injector	Education Code 49414	AR 5141.21	Defense and indemnification from civil liability by the district
To district police officer, within 30 days of decision to impose discipline	Government Code 3304	AR 3515.3	Decision to impose discipline, including the date that discipline will be imposed
To employee returning from military leave of absence, within 30 days of return	Government Code 20997	AR 4161.5 4261.5 4361.5	Right to receive PERS service credit for military service; application form
24 hours before Board meets in closed session to hear complaints or charges against employee	Government Code 54957	BB 9321	Employee's right to have complaints/charges heard in open session
When taking disciplinary action against employee for disclosure of confidential information	Government Code 54963	BP 4119.23 4219.23 4319.23	Law prohibiting disclosure of confidential information obtained in closed session
When document identifying employee who is victim of domestic violence is disclosed	Labor Code 230	AR 4158 4258 4358	Accommodations and leave for victims of domestic violence
Within one working day of work-related injury or victimization of crime	Labor Code 3553, 5401	AR 4157.1 4257.1 4357.1	Potential eligibility for workers' compensation benefits, claim form
When adverse employment action is based on DOJ criminal history information or subsequent arrest notification	Penal Code 11105, 11105.2	AR 4112.5 4212.5 4312.5	Copy of DOJ notification
To any employee with exposure to blood or other potentially infectious materials, upon initial employment and at least annually thereafter	8 CCR 3204	AR 4119.42 4219.42 4319.42	The existence, location, and availability of exposure and medical records; person responsible for maintaining and providing access to records; right to access records
To any employee assigned to a work area where hazardous chemicals are present, upon initial assignment and upon new exposure situation	8 CCR 5191	AR 3514.1	Location and availability of chemical hygiene plan, exposure limits, signs and symptoms of exposure, location of reference material

When/Whom to Notify	Education or Other Legal Code	Board Policy/ Administrative Regulation #	Subject
V. To Individual Employees Under Special Circumstances (continued)			
To any employee who may be exposed to hazardous substances in the work area, upon initial assignment and when new hazard is introduced into work area	8 CCR 5194	AR 3514.1	Any presence of hazardous substances in the work area, location and availability of hazard communication program, new material safety data sheet, employee rights
To employee eligible for military leave	38 USC 4334	AR 4161.5 4261.5 4361.5	Notice of rights, benefits, and obligations under military leave
Within five days of employee's request for FMLA leave, receipt of supporting information, or district's knowledge that the requested leave may qualify as FMLA leave	29 CFR 825.300; 2 CCR 11049, 11091	AR 4161.8 4261.8 4361.8	Designation of leave as FMLA or non-FMLA; if not eligible, reason not eligible; requirement to use paid leave; any requirement for fitness-for-duty certification; any subsequent changes in designation notice
Whenever notice of eligibility for FMLA is provided to employee	29 CFR 825.300	AR 4161.8 4261.8 4361.8	Rights and responsibilities re: use of FMLA; consequences of failure to meet obligations

Policy Reference Disclaimer:

These references are not intended to be part of the policy itself, nor do they indicate the basis or authority for the board to enact this policy. Instead, they are provided as additional resources for those interested in the subject matter of the policy.

State	Description
13 CCR 1234	Reports regarding school buses and bus drivers
13 CCR 2480	Vehicle idling, limitations
2 CCR 11023	Harassment and discrimination prevention and correction
2 CCR 11035-11051	Unlawful sex discrimination: pregnancy, childbirth and related medical conditions
2 CCR 11087-11098	California Family Rights Act
5 CCR 4622	Uniform complaint procedures
5 CCR 80303	Reports of change in employment status, alleged misconduct
8 CCR 3204	Employees exposed to bloodborne pathogens standard
8 CCR 5191	Chemical hygiene plan
8 CCR 5194	Hazard communication
Civ. Code 1798.29	District records, specifically - breach of security
Ed. Code 17612	Notification of pesticide use
Ed. Code 22455.5	STRS information to potential members

Ed. Code 22461	Postretirement compensation limitation
Ed. Code 231.5	Sexual harassment policy
Ed. Code 35031	Term of employment
Ed. Code 35171	Availability of rules and regulations for evaluation of performance
Ed. Code 37616	Notice of public hearing on year-round schedule
Ed. Code 44031	Personnel file contents, inspection
Ed. Code 44663-44664	Evaluation of certificated employees
Ed. Code 44842	Reemployment notices, certificated employees
Ed. Code 44896	Transfer of administrator or supervisor to teaching position
Ed. Code 44916	Written statement of employment status
Ed. Code 44929.21	Notice of reelection decision; districts with 250 ADA or more
Ed. Code 44929.23	Districts with less than 250 ADA
Ed. Code 44934	Notice of disciplinary action for cause
Ed. Code 44938	Notice of unprofessional conduct and opportunity to correct
Ed. Code 44940.5-44941	Notification of suspension and intent to dismiss
Ed. Code 44948.3-44948.5	Dismissal of probationary employees
Ed. Code 44948.5	Nonreelection procedures, districts under 250 ADA
Ed. Code 44949	Dismissal of probationary employees
Ed. Code 44951	Continuation in position unless notified, administrative or supervisory personnel
Ed. Code 44954	Nonreelection of temporary employees
Ed. Code 44955	Reduction in number of permanent employees
Ed. Code 44955.5	Decrease in number of permanent employees during specified time period upon determination related to local control funding formula per unit of average daily attendance
Ed. Code 45113	Notification of charges, classified employees
Ed. Code 45117	Notice of layoff, classified employees
Ed. Code 45169	Employee salary data, classified employees
Ed. Code 45192	Industrial accident and illness leave for classified employees
Ed. Code 45195	Additional leave
Ed. Code 46162	Notice of public hearing on block schedule
Ed. Code 48201	Transfer student's record for acts that resulted in suspension or expulsion
Ed. Code 49013	Complaints regarding student fees

Ed. Code 49079	Notification to teacher, student who has engaged in acts re: grounds suspension or expulsion
Ed. Code 49414	Epinephrine auto-injectors
Ed. Code 49414.3	Administration of opioid antagonist
Gov. Code 1126	Incompatible activities of employees
Gov. Code 12950	Sexual harassment
Gov. Code 21029	Retirement credit for period of military service
Gov. Code 54957	Complaints against employees; right to open session
Gov. Code 54963	Unauthorized disclosure of confidential information
Gov. Code 8355	Certification of drug-free workplace, including notification
H&S Code 104420	Tobacco-free schools
H&S Code 120875	Information on AIDS, AIDS-related conditions, and hepatitis B
H&S Code 120880	Notification to employees re AIDS, AIDS-related conditions, and hepatitis B
H&S Code 1797.196	Automated external defibrillators; notification of use and locations
Lab. Code 230	Accommodations and leave for victims of domestic violence
Lab. Code 2800.2	Notification of availability of continuation health coverage
Lab. Code 3550-3553	Notifications re: workers' compensation benefits
Lab. Code 5401	Workers' compensation, claim form and notice of potential eligibility
Pen. Code 11165.7	Child Abuse and Neglect Reporting Act, notification requirement
Pen. Code 11166.5	Employment, statement of knowledge of duty to report child abuse or neglect
Unemp. Ins. Code 2613	Disability insurance; notice of rights and benefits
Welfare and Institutions Code 827	Limited exception to juvenile court record
Federal	Description
29 CFR 825.300	Family and Medical Leave Act; notice requirement
34 CFR 104.8	Nondiscrimination
34 CFR 106.9	Dissemination of policy
34 CFR 84.205-84.210	Drug-free workplace statement
38 USC 4334	Uniformed Services Employment and Reemployment Rights Act, notice requirement
40 CFR 763.84	Asbestos inspections, response actions and post-response actions
40 CFR 763.93	Asbestos management plans

41 USC 8101-8106	Drug-Free Workplace Act
42 USC 11431-11435	McKinney-Vento Homeless Assistance Act
49 CFR 382.113	Controlled substance and alcohol use and testing notifications
49 CFR 382.303	Post-accident information, procedures, and instructions
49 CFR 382.601	Controlled substance and alcohol use and testing notification

Cross References

Code	Description
1312.3	Uniform Complaint Procedures
1312.3	Uniform Complaint Procedures
1312.3-E(1)	Uniform Complaint Procedures
1312.3-E(2)	Uniform Complaint Procedures
2121	Superintendent's Contract
3260	Fees And Charges
3260	Fees And Charges
3513.3	Tobacco-Free Schools
3513.3	Tobacco-Free Schools
3514	Environmental Safety
3514	Environmental Safety
3514.1	Hazardous Substances
3514.1	Hazardous Substances
3514.2	Integrated Pest Management
3542	School Bus Drivers
3580	District Records
3580	District Records
4020	Drug And Alcohol-Free Workplace
4030	Nondiscrimination In Employment
4030	Nondiscrimination In Employment
4033	Lactation Accommodation
4112.42	Drug And Alcohol Testing For School Bus Drivers
4112.42	Drug And Alcohol Testing For School Bus Drivers
4112.5	Criminal Record Check
4112.5-E(1)	Criminal Record Check
4112.6	Personnel Files

4115	Evaluation/Supervision
4115	Evaluation/Supervision
4116	Probationary/Permanent Status
4116	Probationary/Permanent Status
4117.14	Postretirement Employment
4117.3	Personnel Reduction
4117.7	Employment Status Reports
4118	Dismissal/Suspension/Disciplinary Action
4118	Dismissal/Suspension/Disciplinary Action
4119.11	Sexual Harassment
4119.11	Sexual Harassment
4119.43	Universal Precautions
4119.43	Universal Precautions
4121	Temporary/Substitute Personnel
4121	Temporary/Substitute Personnel
4136	Nonschool Employment
4154	Health And Welfare Benefits
4154	Health And Welfare Benefits
4157.1	Work-Related Injuries
4158	Employee Security (BP and AR)
4161.1	Personal Illness/Injury Leave
4161.11	Industrial Accident/Illness Leave
4161.5	Military Leave
4161.8	Family Care And Medical Leave
4212	Appointment And Conditions Of Employment
4212.42	Drug And Alcohol Testing For School Bus Drivers
4212.42	Drug And Alcohol Testing For School Bus Drivers
4212.5	Criminal Record Check
4212.5-E(1)	Criminal Record Check
4212.6	Personnel Files
4216	Probationary/Permanent Status
4217.3	Layoff/Rehire
4219.11	Sexual Harassment
4219.11	Sexual Harassment

4219.43	Universal Precautions
4219.43	Universal Precautions
4236	Nonschool Employment
4254	Health And Welfare Benefits
4254	Health And Welfare Benefits
4257.1	Work-Related Injuries
4258	Employee Security (BP and AR)
4261.1	Personal Illness/Injury Leave
4261.11	Industrial Accident/Illness Leave
4261.5	Military Leave
4261.8	Family Care And Medical Leave
4312.1	Contracts
4312.42	Drug And Alcohol Testing For School Bus Drivers
4312.42	Drug And Alcohol Testing For School Bus Drivers
4312.5	Criminal Record Check
4312.5-E(1)	Criminal Record Check
4312.6	Personnel Files
4315	Evaluation/Supervision
4317.14	Postretirement Employment
4317.7	Employment Status Reports
4319.11	Sexual Harassment
4319.11	Sexual Harassment
4319.43	Universal Precautions
4319.43	Universal Precautions
4336	Nonschool Employment
4354	Health And Welfare Benefits
4354	Health And Welfare Benefits
4357.1	Work-Related Injuries
4358	Employee Security (BP and AR)
4361.1	Personal Illness/Injury Leave
4361.11	Industrial Accident/Illness Leave
4361.5	Military Leave
4361.8	Family Care And Medical Leave
6117	Year-Round Schedules

6173	Education for Homeless Children (BP/AR/E(1)/E(1))
9310	Board Policies
9321-E(1)	Closed Session
9321-E(2)	Closed Session
9321	Closed Session

Exhibit
version:

CSBA POLICY MANUAL UPDATE
March 2022

Exhibit 4312.9-E(1): Employee Notifications

Status:
ADOPTED

Original Adopted Date: 05/01/2016 | **Last Revised Date:** 03/01/2022 | **Last Reviewed Date:** 03/01/2022

Note: The following exhibit lists notices which the law requires be provided to employees. See the referenced Board policy, administrative regulation, or Board bylaw for further information about related program and notice requirements.

When/Whom to Notify	Education or Other Legal Code	Board Policy/ Administrative Regulation #	Subject
I. To All Employees			
At the beginning of school year or upon employment	Education Code 231.5; Government Code 12950	AR 4119.11 4219.11 4319.11	The district's policy on sexual harassment, legal remedies, complaints
Annually, and 72 hours before pesticide application	Education Code 17612	AR 3514.2	Use of pesticide product, active ingredients, Internet address to access information on pesticides
Prior to implementing year-round schedule	Education Code 37616	BP 6117	Public hearing on year-round program
Prior to implementing alternative schedule	Education Code 46162	BP 6112	Public hearing on alternative schedule in secondary grades
Annually	Education Code 49013; 5 CCR 4622	AR 1312.3 BP 0460 BP 3260	Uniform complaint procedures, appeals, civil law remedies, coordinator, complaints about student fees and local control and accountability plan
Annually	Education Code 49414	AR 5141.21	Request for volunteers to be trained to administer epinephrine auto-injectors
At least once per year	Education Code 49414.3	AR 5141.21	Request for volunteers to be trained to administer opioid antagonist
To all employees	Government Code 1126	BP 4136 4236 4336	Prohibition of activities that are inconsistent, incompatible, in conflict with, or inimical to duties; discipline; appeal
To all employees	Government Code 8355; 41 USC 8102; 34 CFR 84.205, 84.210	BP 4020 BP 4159 4259 4359	District's drug- and alcohol-free workplace; actions to be taken if violated; available employee assistance programs

When/Whom to Notify	Education or Other Legal Code	Board Policy/ Administrative Regulation #	Subject
I. To All Employees (continued)			
Upon employment	Government Code 21029	None	Right to purchase PERS service credit for military service performed prior to public employment
Upon placement of automated external defibrillator (AED) in school, and annually thereafter	Health and Safety Code 1797.196	AR 5141	Proper use of AED; location of all AEDs on campus, sudden cardiac arrest, school's emergency response plan
If the district receives Tobacco-Use Prevention Education funds	Health and Safety Code 104420	AR 3513.3	District's tobacco-free schools policy and enforcement procedures
Annually, or more frequently if there is new information	Health and Safety Code 120875, 120880	BP 4119.43 4219.43 4319.43	AIDS and hepatitis B, including methods to prevent exposure
To new employees upon hire and other employees upon request, in districts with 25 or more employees	Labor Code 230.1	AR 4161.2 4261.2 4361.2	Rights pursuant to Labor Code 230-230.1 pertaining to leaves and accommodations for victims of crime or abuse
With each paycheck	Labor Code 246	AR 4161.1 AR 4261.1 4361.1	Amount of sick leave available
Upon hire, in employee handbook, and upon request for parental leave	Labor Code 1034	BP 4033	The district's policy on lactation accommodation
To covered employees and former employees	Labor Code 2800.2	AR 4154 4254 4354	Availability of COBRA/ Cal-COBRA continuation and conversion coverage; statement encouraging careful examination of options before declining coverage
To employees participating in a flexible spending account	Labor Code 2810.7	None	Deadline to withdraw funds from account before the end of the plan year
To every new employee, either at the time employee is hired or by end of first pay period	Labor Code 3551	AR 4157.1 4257.1 4357.1	Workers' compensation benefits, how to obtain medical care, role of primary physician, form for reporting personal physician/chiropractor

When/Whom to Notify	Education or Other Legal Code	Board Policy/ Administrative Regulation #	Subject
I. To All Employees (continued)			
Within one day of receiving notice of potential exposure to COVID-19, to employees who were on the premises during the infectious period, the exclusive representative, and the employer of subcontracted employees as applicable	Labor Code 6409.6	AR 4157 4257 4357	Potential exposure to COVID-19; benefits to which employees may be entitled; available leave options; protection against discrimination and retaliation; district's disinfection and safety plan
Prior to beginning employment	Penal Code 11165.7, 11166.5	AR 5141.4	Status as a mandated reporter of child abuse, reporting obligations, confidentiality rights, copy of law
Upon employment, and when employee goes on leave for specified reasons	Unemployment Insurance Code 2613	AR 4154 4254 4354	Disability insurance rights and benefits
To principal, counselor who directly supervises or reports on student's behavior or progress, and teacher and other administrators who directly supervise or report on student's behavior or progress when principal believes needs the information for the protection of self or others when working with student, when Superintendent or designee receives written notification that minor student has committed a felony or misdemeanor involving specified offenses	Welfare and Institutions Code 827	AR 4158 4258 4358	Limited exception to juvenile court record confidentiality to ensure rehabilitation of juvenile criminal offenders and protect students and staff
To all employees and job applicants	2 CCR 11023; 34 CFR 104.8, 106.9	BP 0410 AR 4030	District's policy on nondiscrimination and related complaint procedures
To all employees via employee handbook, or to each new employee	2 CCR 11091, 11095; 29 CFR 825.300	AR 4161.8 4261.8 4361.8	Benefits through Family and Medical Leave Act (FMLA) and California Family Rights Act (CFRA); obligation to provide 30 days' notice of need for leave when possible
To all employees	8 CCR 3203	AR 4157 4257 4357	The right and procedure to access the injury and illness prevention program
To all employees working with homeless families	42 USC 11432	AR 6173	Duties of district liaison for homeless students

When/Whom to Notify	Education or Other Legal Code	Board Policy/ Administrative Regulation #	Subject
I. To All Employees (continued)			
To all employees	34 CFR 106.8	AR 4119.11 4219.11 4319.11	Nondiscrimination on the basis of sex; contact information for district's Title IX Coordinator; referral of inquiries to Title IX Coordinator and/or Office for Civil Rights
Annually	40 CFR 763.84, 763.93	AR 3514	Availability of asbestos management plan; inspections, response actions, post-response actions planned or in progress

When/Whom to Notify	Education or Other Legal Code	Board Policy/ Administrative Regulation #	Subject
II. To Certificated Employees			
To eligible certificated employees in a timely manner, and to part-time and substitute certificated employees within 30 days of hire	Education Code 22455.5	AR 4121	Criteria for membership in retirement system; right to elect membership at any time
Upon employment of a retired certificated individual	Education Code 22461	AR 4117.14 4317.14	Postretirement earnings limitation or employment restriction; monthly report of compensation
To certificated employees	Education Code 35171	AR 4115 BP 4315	District regulations related to performance evaluations
30 days before last day of school year for instructional staff, or by June 30 for noninstructional certificated staff, in any year in which employee is evaluated	Education Code 44663	AR 4115	Copy of employee's evaluation
To a certificated employee with unsatisfactory evaluation, once per year for probationary employee or at least once every other year for permanent employee	Education Code 44664	AR 4115	Notice and description of the unsatisfactory performance
By May 30, if district issues reemployment notices to certificated employees	Education Code 44842	AR 4112.1	Request that the employee notify district of intent to remain in service next year
To probationary and temporary certificated employees upon employment, and every July thereafter	Education Code 44916	AR 4112.1 AR 4121	Employment status and salary

When/Whom to Notify	Education or Other Legal Code	Board Policy/ Administrative Regulation #	Subject
II. To Certificated Employees (continued)			
To probationary employee, by March 15	Education Code 44929.21, 44929.23, 44948.5	BP 4116	Whether or not employee is reelected for next school year
When certificated employee is subject to disciplinary action for cause, at any time of year or, for charge of unsatisfactory performance, during instructional year	Education Code 44934, 44934.1, 44936	BP 4118 AR 4118	Notice of charges, procedures, and employee rights; intent to dismiss or suspend 30 days after notice
To certificated employee charged with unprofessional conduct, at least 45 days prior to suspension/ dismissal notice	Education Code 44938	BP 4118	Notice of deficiency and opportunity to correct
To certificated employee charged with unsatisfactory performance, at least 90 days prior to suspension/dismissal notice or prior to last quarter of school year	Education Code 44938	BP 4118	Notice of deficiency and opportunity to correct
To certificated employee charged with mandatory leave of absence offense, within 10 days of entry of judgment in proceedings	Education Code 44940.5	AR 4118	Notice of intent to dismiss 30 days from notice unless employee demands hearing
To probationary employee 30 days prior to dismissal during school year, but not later than March 15 for a second-year probationary employee	Education Code 44948.3	AR 4118	Reasons for dismissal and opportunity to appeal
By March 15 when necessary to reduce certificated personnel, with final notice by May 15	Education Code 44949, 44955	BP 4117.3	Reasons for personnel reduction and employees' right to hearing; final notice of Board decision re: termination
Before the end of the school year to temporary employee who served 75 percent of school year but will be released	Education Code 44954	BP 4121	District's decision not to reelect employee for following school year
During the time between five days after the enactment of an annual Budget Act and August 15 of the fiscal year to which the Budget Act applies when the Board determines that the district's local control funding formula apportionment per unit of ADA for that fiscal year has not increased by at least two percent, to any permanent or probationary certificated employee, including an employee holding a position that requires administrative or supervisory credential, whose services are terminated	Education Code 44955.5	BP 4117.3	Decrease in the number of permanent employees in accordance with a schedule of notice and hearing adopted by the Board

When/Whom to Notify	Education or Other Legal Code	Board Policy/ Administrative Regulation #	Subject
II. To Certificated Employees (continued)			
To teacher, when a student engages in or is reasonably suspected of specified acts	Education Code 49079	AR 4158 4258 4358	Student has committed specified act that constitutes ground for suspension or expulsion
To teacher of a student who is suspended or expelled, when Superintendent or designee receives transfer student's record regarding acts that resulted in suspension or expulsion	Education Code 48201	AR 4158 4258 4358	Student has committed specified act that constitutes ground for suspension or expulsion
To certificated employee upon change in employment status due to alleged misconduct or while allegation is pending	5 CCR 80303	AR 4117.7 4317.7	Contents of state regulation re: report to Commission on Teacher Credentialing

When/Whom to Notify	Education or Other Legal Code	Board Policy/ Administrative Regulation #	Subject
III. To Classified Employees			
When classified employee is subject to disciplinary action for cause, in nonmerit district	Education Code 45113	AR 4218	Notice of charges, right to hearing, timeline for requesting hearing
By March 15, when laid off due to lack of work or lack of funds, with final notice by May 15	Education Code 45117	AR 4217.3	Notice of layoff, displacement and reemployment rights, right to hearing; final notice of Board decision regarding termination
During the time between five days after the enactment of an annual Budget Act and August 15 of the fiscal year to which the Budget Act applies when the Board determines that the district's local control funding formula apportionment per unit of ADA for that fiscal year has not increased by at least two percent, to classified employees who are laid off due to lack of work or lack of funds	Education Code 45117	AR 4217.3	District Statement of Reduction in Force to affected employees in accordance with a schedule of notice and hearing adopted by the Board
At least 60 days prior to the effective date of layoff, if the employee's position must be eliminated due to the expiration of a specially funded program	Education Code 45117	AR 4217.3	Notice of layoff date, displacement and reemployment rights
Upon employment and upon each change in classification	Education Code 45169	AR 4212	Employee's class specification, salary data, assignment or work location, duty hours, prescribed workweek

When/Whom to Notify	Education or Other Legal Code	Board Policy/ Administrative Regulation #	Subject
III. To Classified Employees			
To permanent employee whose leave is exhausted	Education Code 45192, 45195	AR 4261.1 AR 4261.11	Exhaustion of leave, opportunity to request additional leave
To school bus drivers and school activity bus drivers prior to expiration of specified documents	13 CCR 1234	AR 3542	Expiration date of driver's license, driver's certificate and medical certificate; need to renew
To school bus drivers and school activity bus drivers upon employment and at least once per year thereafter	13 CCR 2480	AR 3542	Limitations on vehicle idling; consequences of not complying
To school bus drivers, prior to district drug testing program and thereafter upon employment	49 CFR 382.113, 382.601	AR 4112.42 4212.42 4312.42	Explanation of federal requirements for drug testing program and district's policy; prior to administration of each drug or alcohol test
To school bus drivers, prior to operating school bus	49 CFR 382.303	AR 4112.42 4212.42 4312.42	Post-accident information, procedures, and instructions

When/Whom to Notify	Education or Other Legal Code	Board Policy/ Administrative Regulation #	Subject
--------------------------------	--	--	----------------

IV. To Administrative/Supervisory Personnel

To superintendent, deputy, associate, or assistant superintendent or senior manager of classified service, at least 45 days before expiration of contract	Education Code 35031	BP 2121 BP 4312.1	Decision not to reelect or reemploy upon expiration of contract or term
Upon request by administrative or supervisory employee transferred to teaching position	Education Code 44896	AR 4313.2	Statement of the reasons for the reassignment
By March 15 to employee who may be released/reassigned the following school year	Education Code 44951	AR 4313.2	Notice that employee may be released or reassigned the following school year

When/Whom to Notify	Education or Other Legal Code	Board Policy/ Administrative Regulation #	Subject
--------------------------------	--	--	----------------

V. To Individual Employees Under Special Circumstances

In the event of a breach of security of district records, to affected employees	Civil Code 1798.29	BP 3580	Types of records affected, date of breach, description of incident, and, as applicable, contact information for credit reporting agencies
---	--------------------	---------	---

When/Whom to Notify	Education or Other Legal Code	Board Policy/ Administrative Regulation #	Subject
V. To Individual Employees Under Special Circumstances (continued)			
Prior to placing derogatory information in personnel file	Education Code 44031	AR 4112.6 4212.6 4312.6	Notice of derogatory information, opportunity to review and comment
To employees who volunteer to administer epinephrine auto-injector	Education Code 49414	AR 5141.21	Defense and indemnification from civil liability by the district
To district police officer, within 30 days of decision to impose discipline	Government Code 3304	AR 3515.3	Decision to impose discipline, including the date that discipline will be imposed
To employee returning from military leave of absence, within 30 days of return	Government Code 20997	AR 4161.5 4261.5 4361.5	Right to receive PERS service credit for military service; application form
24 hours before Board meets in closed session to hear complaints or charges against employee	Government Code 54957	BB 9321	Employee's right to have complaints/charges heard in open session
When taking disciplinary action against employee for disclosure of confidential information	Government Code 54963	BP 4119.23 4219.23 4319.23	Law prohibiting disclosure of confidential information obtained in closed session
When document identifying employee who is victim of domestic violence is disclosed	Labor Code 230	AR 4158 4258 4358	Accommodations and leave for victims of domestic violence
Within one working day of work-related injury or victimization of crime	Labor Code 3553, 5401	AR 4157.1 4257.1 4357.1	Potential eligibility for workers' compensation benefits, claim form
When adverse employment action is based on DOJ criminal history information or subsequent arrest notification	Penal Code 11105, 11105.2	AR 4112.5 4212.5 4312.5	Copy of DOJ notification
To any employee with exposure to blood or other potentially infectious materials, upon initial employment and at least annually thereafter	8 CCR 3204	AR 4119.42 4219.42 4319.42	The existence, location, and availability of exposure and medical records; person responsible for maintaining and providing access to records; right to access records
To any employee assigned to a work area where hazardous chemicals are present, upon initial assignment and upon new exposure situation	8 CCR 5191	AR 3514.1	Location and availability of chemical hygiene plan, exposure limits, signs and symptoms of exposure, location of reference material

When/Whom to Notify	Education or Other Legal Code	Board Policy/ Administrative Regulation #	Subject
V. To Individual Employees Under Special Circumstances (continued)			
To any employee who may be exposed to hazardous substances in the work area, upon initial assignment and when new hazard is introduced into work area	8 CCR 5194	AR 3514.1	Any presence of hazardous substances in the work area, location and availability of hazard communication program, new material safety data sheet, employee rights
To employee eligible for military leave	38 USC 4334	AR 4161.5 4261.5 4361.5	Notice of rights, benefits, and obligations under military leave
Within five days of employee's request for FMLA leave, receipt of supporting information, or district's knowledge that the requested leave may qualify as FMLA leave	29 CFR 825.300; 2 CCR 11049, 11091	AR 4161.8 4261.8 4361.8	Designation of leave as FMLA or non-FMLA; if not eligible, reason not eligible; requirement to use paid leave; any requirement for fitness-for-duty certification; any subsequent changes in designation notice
Whenever notice of eligibility for FMLA is provided to employee	29 CFR 825.300	AR 4161.8 4261.8 4361.8	Rights and responsibilities re: use of FMLA; consequences of failure to meet obligations

Policy Reference Disclaimer:

These references are not intended to be part of the policy itself, nor do they indicate the basis or authority for the board to enact this policy. Instead, they are provided as additional resources for those interested in the subject matter of the policy.

State	Description
13 CCR 1234	Reports regarding school buses and bus drivers
13 CCR 2480	Vehicle idling, limitations
2 CCR 11023	Harassment and discrimination prevention and correction
2 CCR 11035-11051	Unlawful sex discrimination: pregnancy, childbirth and related medical conditions
2 CCR 11087-11098	California Family Rights Act
5 CCR 4622	Uniform complaint procedures
5 CCR 80303	Reports of change in employment status, alleged misconduct
8 CCR 3204	Employees exposed to bloodborne pathogens standard
8 CCR 5191	Chemical hygiene plan
8 CCR 5194	Hazard communication
Civ. Code 1798.29	District records, specifically - breach of security
Ed. Code 17612	Notification of pesticide use
Ed. Code 22455.5	STRS information to potential members

Ed. Code 22461	Postretirement compensation limitation
Ed. Code 231.5	Sexual harassment policy
Ed. Code 35031	Term of employment
Ed. Code 35171	Availability of rules and regulations for evaluation of performance
Ed. Code 37616	Notice of public hearing on year-round schedule
Ed. Code 44031	Personnel file contents, inspection
Ed. Code 44663-44664	Evaluation of certificated employees
Ed. Code 44842	Reemployment notices, certificated employees
Ed. Code 44896	Transfer of administrator or supervisor to teaching position
Ed. Code 44916	Written statement of employment status
Ed. Code 44929.21	Notice of reelection decision; districts with 250 ADA or more
Ed. Code 44929.23	Districts with less than 250 ADA
Ed. Code 44934	Notice of disciplinary action for cause
Ed. Code 44938	Notice of unprofessional conduct and opportunity to correct
Ed. Code 44940.5-44941	Notification of suspension and intent to dismiss
Ed. Code 44948.3-44948.5	Dismissal of probationary employees
Ed. Code 44948.5	Nonreelection procedures, districts under 250 ADA
Ed. Code 44949	Dismissal of probationary employees
Ed. Code 44951	Continuation in position unless notified, administrative or supervisory personnel
Ed. Code 44954	Nonreelection of temporary employees
Ed. Code 44955	Reduction in number of permanent employees
Ed. Code 44955.5	Decrease in number of permanent employees during specified time period upon determination related to local control funding formula per unit of average daily attendance
Ed. Code 45113	Notification of charges, classified employees
Ed. Code 45117	Notice of layoff, classified employees
Ed. Code 45169	Employee salary data, classified employees
Ed. Code 45192	Industrial accident and illness leave for classified employees
Ed. Code 45195	Additional leave
Ed. Code 46162	Notice of public hearing on block schedule
Ed. Code 48201	Transfer student's record for acts that resulted in suspension or expulsion
Ed. Code 49013	Complaints regarding student fees

Ed. Code 49079	Notification to teacher, student who has engaged in acts re: grounds suspension or expulsion
Ed. Code 49414	Epinephrine auto-injectors
Ed. Code 49414.3	Administration of opioid antagonist
Gov. Code 1126	Incompatible activities of employees
Gov. Code 12950	Sexual harassment
Gov. Code 21029	Retirement credit for period of military service
Gov. Code 54957	Complaints against employees; right to open session
Gov. Code 54963	Unauthorized disclosure of confidential information
Gov. Code 8355	Certification of drug-free workplace, including notification
H&S Code 104420	Tobacco-free schools
H&S Code 120875	Information on AIDS, AIDS-related conditions, and hepatitis B
H&S Code 120880	Notification to employees re AIDS, AIDS-related conditions, and hepatitis B
H&S Code 1797.196	Automated external defibrillators; notification of use and locations
Lab. Code 230	Accommodations and leave for victims of domestic violence
Lab. Code 2800.2	Notification of availability of continuation health coverage
Lab. Code 3550-3553	Notifications re: workers' compensation benefits
Lab. Code 5401	Workers' compensation, claim form and notice of potential eligibility
Pen. Code 11165.7	Child Abuse and Neglect Reporting Act, notification requirement
Pen. Code 11166.5	Employment, statement of knowledge of duty to report child abuse or neglect
Unemp. Ins. Code 2613	Disability insurance; notice of rights and benefits
Welfare and Institutions Code 827	Limited exception to juvenile court record
Federal	Description
29 CFR 825.300	Family and Medical Leave Act; notice requirement
34 CFR 104.8	Nondiscrimination
34 CFR 106.9	Dissemination of policy
34 CFR 84.205-84.210	Drug-free workplace statement
38 USC 4334	Uniformed Services Employment and Reemployment Rights Act, notice requirement
40 CFR 763.84	Asbestos inspections, response actions and post-response actions
40 CFR 763.93	Asbestos management plans

41 USC 8101-8106	Drug-Free Workplace Act
42 USC 11431-11435	McKinney-Vento Homeless Assistance Act
49 CFR 382.113	Controlled substance and alcohol use and testing notifications
49 CFR 382.303	Post-accident information, procedures, and instructions
49 CFR 382.601	Controlled substance and alcohol use and testing notification

Cross References

Code	Description
1312.3	Uniform Complaint Procedures
1312.3	Uniform Complaint Procedures
1312.3-E(1)	Uniform Complaint Procedures
1312.3-E(2)	Uniform Complaint Procedures
2121	Superintendent's Contract
3260	Fees And Charges
3260	Fees And Charges
3513.3	Tobacco-Free Schools
3513.3	Tobacco-Free Schools
3514	Environmental Safety
3514	Environmental Safety
3514.1	Hazardous Substances
3514.1	Hazardous Substances
3514.2	Integrated Pest Management
3542	School Bus Drivers
3580	District Records
3580	District Records
4020	Drug And Alcohol-Free Workplace
4030	Nondiscrimination In Employment
4030	Nondiscrimination In Employment
4033	Lactation Accommodation
4112.42	Drug And Alcohol Testing For School Bus Drivers
4112.42	Drug And Alcohol Testing For School Bus Drivers
4112.5	Criminal Record Check
4112.5-E(1)	Criminal Record Check
4112.6	Personnel Files

4115	Evaluation/Supervision
4115	Evaluation/Supervision
4116	Probationary/Permanent Status
4116	Probationary/Permanent Status
4117.14	Postretirement Employment
4117.3	Personnel Reduction
4117.7	Employment Status Reports
4118	Dismissal/Suspension/Disciplinary Action
4118	Dismissal/Suspension/Disciplinary Action
4119.11	Sexual Harassment
4119.11	Sexual Harassment
4119.43	Universal Precautions
4119.43	Universal Precautions
4121	Temporary/Substitute Personnel
4121	Temporary/Substitute Personnel
4136	Nonschool Employment
4154	Health And Welfare Benefits
4154	Health And Welfare Benefits
4157.1	Work-Related Injuries
4158	Employee Security (BP and AR)
4161.1	Personal Illness/Injury Leave
4161.11	Industrial Accident/Illness Leave
4161.5	Military Leave
4161.8	Family Care And Medical Leave
4212	Appointment And Conditions Of Employment
4212.42	Drug And Alcohol Testing For School Bus Drivers
4212.42	Drug And Alcohol Testing For School Bus Drivers
4212.5	Criminal Record Check
4212.5-E(1)	Criminal Record Check
4212.6	Personnel Files
4216	Probationary/Permanent Status
4217.3	Layoff/Rehire
4219.11	Sexual Harassment
4219.11	Sexual Harassment

4219.43	Universal Precautions
4219.43	Universal Precautions
4236	Nonschool Employment
4254	Health And Welfare Benefits
4254	Health And Welfare Benefits
4257.1	Work-Related Injuries
4258	Employee Security (BP and AR)
4261.1	Personal Illness/Injury Leave
4261.11	Industrial Accident/Illness Leave
4261.5	Military Leave
4261.8	Family Care And Medical Leave
4312.1	Contracts
4312.42	Drug And Alcohol Testing For School Bus Drivers
4312.42	Drug And Alcohol Testing For School Bus Drivers
4312.5	Criminal Record Check
4312.5-E(1)	Criminal Record Check
4312.6	Personnel Files
4315	Evaluation/Supervision
4317.14	Postretirement Employment
4317.7	Employment Status Reports
4319.11	Sexual Harassment
4319.11	Sexual Harassment
4319.43	Universal Precautions
4319.43	Universal Precautions
4336	Nonschool Employment
4354	Health And Welfare Benefits
4354	Health And Welfare Benefits
4357.1	Work-Related Injuries
4358	Employee Security (BP and AR)
4361.1	Personal Illness/Injury Leave
4361.11	Industrial Accident/Illness Leave
4361.5	Military Leave
4361.8	Family Care And Medical Leave
6117	Year-Round Schedules

6173	Education for Homeless Children (BP/AR/E(1)/E(1))
9310	Board Policies
9321-E(1)	Closed Session
9321-E(2)	Closed Session
9321	Closed Session

Exhibit
version:

CSBA POLICY MANUAL UPDATE
March 2022

Policy 4141.6: Concerted Action/Work Stoppage

Status: ADOPTED

Original Adopted Date: 12/01/1989 | **Last Revised Date:** 03/2022 | **Last Reviewed Date:** 03/2022

The Governing Board recognizes the importance of maintaining ongoing positive relations with employees and engaging in fair, respectful negotiations with employee organizations. The Board desires to reach agreement on employment contracts in a manner that prevents disruption to school operations and minimizes impact on student achievement.

The Board recognizes that advance planning is necessary to ensure that, in the event of a work stoppage, strike, or other concerted employee activity, students continue to receive educational services to which they are entitled. The Superintendent or designee shall develop a written plan which shall include strategies for the provision of internal and external communications, preservation of student and staff safety, maintenance of district operations, and appropriate student instruction and supervision during a work slowdown or stoppage.

If an employee organization gives notice that it intends to strike, the Superintendent or designee shall notify the Public Employment Relations Board, Employment Development Department, employees in the striking unit, other district employees, parents/guardians, students, law enforcement, the media, and others as appropriate.

Employees should be held accountable for their behavior during any labor dispute. The district may take disciplinary action against any employee who engages in an unlawful concerted action or in unlawful behavior in an otherwise protected activity, taking into account the seriousness of the behavior and the district's efforts to rebuild relations following the withholding of services by employees.

Policy Reference Disclaimer:

These references are not intended to be part of the policy itself, nor do they indicate the basis or authority for the board to enact this policy. Instead, they are provided as additional resources for those interested in the subject matter of the policy.

State

Ed. Code 35204

Ed. Code 35205

Ed. Code 37200-37202

Gov. Code 3140-3142

Gov. Code 3540-3549.3

Gov. Code 3543.5-3543.6

Gov. Code 3548.3548.8

Description

Contract with attorney in private practice

Contract for legal services

School calendar

Public Employee Health Protection Act

Educational Employment Relations Act

Unfair labor practices

Impasse procedures

Management Resources

Public Employment Relations Board
Decision

Public Employment Relations Board
Decision

Website

Description

Fresno Unified School District, 1982, PERB Dec. No. 208, 6
PERC 13110

Konocti Unified School District, 1982, PERB Dec. No. 217, 6
PERC 13152

California Public Employment Relations Board

Website	State Mediation and Conciliation Service (SMCS)
Website	CSBA

Cross References

Code	Description
0400	Comprehensive Plans
0450	Comprehensive Safety Plan
0450	Comprehensive Safety Plan
1100	Communication With The Public
1112	Media Relations
1400	Relations Between Other Governmental Agencies And The Schools
1700	Relations Between Private Industry And The Schools
3512	Equipment
3512-E(1)	Equipment
3541	Transportation Routes And Services
3550	Food Service/Child Nutrition Program
3550	Food Service/Child Nutrition Program
4113	Assignment
4113	Assignment
4118	Dismissal/Suspension/Disciplinary Action
4118	Dismissal/Suspension/Disciplinary Action
4121	Temporary/Substitute Personnel
4121	Temporary/Substitute Personnel
4141	Collective Bargaining Agreement
4143	Negotiations/Consultation
4143.1	Public Notice - Personnel Negotiations
4143.1	Public Notice - Personnel Negotiations
4154	Health And Welfare Benefits
4154	Health And Welfare Benefits
4161.1	Personal Illness/Injury Leave
4161.2	Personal Leaves
4218	Dismissal/Suspension/Disciplinary Action
4218	Dismissal/Suspension/Disciplinary Action
4241	Collective Bargaining Agreement

4243	Negotiations/Consultation
4243.1	Public Notice - Personnel Negotiations
4243.1	Public Notice - Personnel Negotiations
4254	Health And Welfare Benefits
4254	Health And Welfare Benefits
4261.1	Personal Illness/Injury Leave
4261.2	Personal Leaves
4354	Health And Welfare Benefits
4354	Health And Welfare Benefits
4361.1	Personal Illness/Injury Leave
4361.2	Personal Leaves
6111	School Calendar
6144	Controversial Issues
6145	Extracurricular And Cocurricular Activities
6145	Extracurricular And Cocurricular Activities
9000	Role Of The Board
9320	Meetings And Notices

Policy
adopted:

CSBA POLICY MANUAL UPDATE
March 2022

Policy 4241.6: Concerted Action/Work Stoppage

Status: ADOPTED

Original Adopted Date: 12/01/1989 | **Last Revised Date:** 03/2022 | **Last Reviewed Date:** 03/2022

The Governing Board recognizes the importance of maintaining ongoing positive relations with employees and engaging in fair, respectful negotiations with employee organizations. The Board desires to reach agreement on employment contracts in a manner that prevents disruption to school operations and minimizes impact on student achievement.

The Board recognizes that advance planning is necessary to ensure that, in the event of a work stoppage, strike, or other concerted employee activity, students continue to receive educational services to which they are entitled. The Superintendent or designee shall develop a written plan which shall include strategies for the provision of internal and external communications, preservation of student and staff safety, maintenance of district operations, and appropriate student instruction and supervision during a work slowdown or stoppage.

If an employee organization gives notice that it intends to strike, the Superintendent or designee shall notify the Public Employment Relations Board, Employment Development Department, employees in the striking unit, other district employees, parents/guardians, students, law enforcement, the media, and others as appropriate.

Employees should be held accountable for their behavior during any labor dispute. The district may take disciplinary action against any employee who engages in an unlawful concerted action or in unlawful behavior in an otherwise protected activity, taking into account the seriousness of the behavior and the district's efforts to rebuild relations following the withholding of services by employees.

Policy Reference Disclaimer:

These references are not intended to be part of the policy itself, nor do they indicate the basis or authority for the board to enact this policy. Instead, they are provided as additional resources for those interested in the subject matter of the policy.

State

Ed. Code 35204

Ed. Code 35205

Ed. Code 37200-37202

Gov. Code 3140-3142

Gov. Code 3540-3549.3

Gov. Code 3543.5-3543.6

Gov. Code 3548.3548.8

Description

Contract with attorney in private practice

Contract for legal services

School calendar

Public Employee Health Protection Act

Educational Employment Relations Act

Unfair labor practices

Impasse procedures

Management Resources

Public Employment Relations Board
Decision

Public Employment Relations Board
Decision

Website

Description

Fresno Unified School District, 1982, PERB Dec. No. 208, 6
PERC 13110

Konocti Unified School District, 1982, PERB Dec. No. 217, 6
PERC 13152

California Public Employment Relations Board

Website State Mediation and Conciliation Service (SMCS)

Website CSBA

Cross References

Code	Description
0400	Comprehensive Plans
0450	Comprehensive Safety Plan
0450	Comprehensive Safety Plan
1100	Communication With The Public
1112	Media Relations
1400	Relations Between Other Governmental Agencies And The Schools
1700	Relations Between Private Industry And The Schools
3512	Equipment
3512-E(1)	Equipment
3541	Transportation Routes And Services
3550	Food Service/Child Nutrition Program
3550	Food Service/Child Nutrition Program
4113	Assignment
4113	Assignment
4118	Dismissal/Suspension/Disciplinary Action
4118	Dismissal/Suspension/Disciplinary Action
4121	Temporary/Substitute Personnel
4121	Temporary/Substitute Personnel
4141	Collective Bargaining Agreement
4143	Negotiations/Consultation
4143.1	Public Notice - Personnel Negotiations
4143.1	Public Notice - Personnel Negotiations
4154	Health And Welfare Benefits
4154	Health And Welfare Benefits
4161.1	Personal Illness/Injury Leave
4161.2	Personal Leaves
4218	Dismissal/Suspension/Disciplinary Action
4218	Dismissal/Suspension/Disciplinary Action
4241	Collective Bargaining Agreement

4243	Negotiations/Consultation
4243.1	Public Notice - Personnel Negotiations
4243.1	Public Notice - Personnel Negotiations
4254	Health And Welfare Benefits
4254	Health And Welfare Benefits
4261.1	Personal Illness/Injury Leave
4261.2	Personal Leaves
4354	Health And Welfare Benefits
4354	Health And Welfare Benefits
4361.1	Personal Illness/Injury Leave
4361.2	Personal Leaves
6111	School Calendar
6144	Controversial Issues
6145	Extracurricular And Cocurricular Activities
6145	Extracurricular And Cocurricular Activities
9000	Role Of The Board
9320	Meetings And Notices

Policy
adopted:

CSBA POLICY MANUAL UPDATE
March 2022

Regulation 4141.6: Concerted Action/Work Stoppage

Status: ADOPTED

Original Adopted Date: 12/01/1989 | **Last Revised Date:** 03/2022 | **Last Reviewed Date:** 03/2022

Maintenance of District Operations

During any work stoppage, strike, or other concerted employee activity, the Superintendent or designee shall take measures to minimize disruption to district operations and student learning. At the discretion of the Superintendent or designee, employees reporting for duty may be temporarily assigned to other duties. In addition, the Superintendent or designee may hire qualified substitute and/or temporary employees as needed to maintain district operations and shall recommend to the Governing Board an appropriate rate of pay for such employees for the period of the work stoppage.

Strike Plan

The Superintendent or designee may establish a committee to develop a plan in the event of a work stoppage. This committee may include district-level staff, legal counsel, the district's negotiator and parents/guardians.

The strike plan shall address, at a minimum, the following elements:

1. Roles and responsibilities during a work stoppage, including roles of the Board, Superintendent, district-level staff, legal counsel, principals, certificated or classified staff when they are not participating in the strike, substitutes and other employees
2. Criteria for keeping schools open during a work stoppage, including potential costs, availability of qualified substitutes or other staffing, and the ability to maintain essential services and to ensure the safety of students and staff
3. Maintenance of the educational program, including availability of lesson plans and instructional materials, alternatives for handling special education and other programs as appropriate
4. Internal communications among district staff and the Board during a work stoppage
5. Plans for obtaining and paying for the services of and communicating with temporary or substitute employees
6. Status of district-paid benefits, including health care, insurance, vacation and sick leave benefits
7. Communications with parents/guardians, the media, business partners, public officials and other community members that identify key messages, strategies and district spokespersons
8. Equipment and supply needs
9. Desirability and feasibility of conducting extracurricular activities during a work stoppage including an analysis of the number of events and activities that would be affected, the availability of staffing, the degree of student and/or community participation and the ability to provide adequate security at events
10. Contingency plans for transportation
11. Contingency plans for the provision of food services

12. Identification of outside resources who may be called upon to help with school operations
13. Coordination with law enforcement and other agencies
14. Appropriate safeguards for the safety of students, working employees, substitutes, volunteers, parent/guardians and Board members
15. Provisions for safe, effective board meetings
16. Cost estimates for the various strategies to be implemented during a work stoppage
17. Legal remedies available to enjoin the work stoppage if possible or to file unfair labor practice charges against the employee organization
18. Continuation of negotiations during a work stoppage
19. Plans for resuming normal district operations, rebuilding relations and disciplining employees if necessary after the work stoppage

Activities of Employees

The district shall not impose or threaten to impose reprisals, discriminate or threaten to discriminate, or otherwise interfere with, restrain or coerce employees for the exercise of their rights. (Government Code 3543.5-3543.6)

Employees engaging in a work stoppage shall not prevent access to school facilities by other employees, substitutes or students; use or threaten physical violence or bodily injury; trespass; distribute malicious or defamatory leaflets or materials; or otherwise coerce or intimidate individuals in the conduct of school business.

During an actual or threatened work stoppage, an employee shall not retain any district property, including but not limited to student attendance and grading records, lesson plans, keys, equipment and supplies.

Employees shall not use students to distribute messages that promote or explain the position of any employee organization that is contemplating or engaged in a work stoppage. In addition, employees shall not use classroom or other duty time to promote an employee organization's position in negotiations or in a work stoppage.

When students raise questions related to a work stoppage, teachers shall approach the subject in accordance with the district's policy on controversial issues and shall not allow such discussions to interfere with their regular teaching responsibilities.

Salary and Benefits

Employees withholding services shall not receive salary or unemployment benefits during the period of the work stoppage.

Any employee withholding services may be subject to the loss of payroll deduction privileges.

Throughout the duration of any enrolled employee's participation in an authorized strike, the district shall not fail or refuse to maintain and pay for the employee's continued health care or other medical coverage or the coverage of their enrolled dependents, nor shall the district fail to collect and remit the employee's contributions to any such coverage. The district shall maintain the coverage at the same level and under

the same conditions that the coverage would have been provided if the employee had continued to work in the employee's position for the duration of the strike. Health care or other medical coverage for this purpose includes coverage for medical, dental, vision, behavioral health, disability, accidental death and dismemberment, life, and supplemental health insurance benefits. (Government Code 3141-3142)

"Authorized strike" means a strike sanctioned by the central labor council or the membership of an employee organization that represents the striking employees, or one that is engaged in by unrepresented employees. (Government Code 3141)

Employees whose vacation leave has been authorized prior to the work stoppage shall receive vacation pay for the authorized period.

If an employee is on a paid sick or disability leave when the work stoppage begins, the employee shall be entitled to continued payment as long as the employee remains ill or disabled and is otherwise eligible according to Board policy and collective bargaining agreements.

The Superintendent or designee may determine that credit shall not be applied toward probationary service, salary schedule advancement, permanent status, vacation earnings, retirement credit or sick leave accrual during the period of time that employees withhold services.

Policy Reference Disclaimer:

These references are not intended to be part of the policy itself, nor do they indicate the basis or authority for the board to enact this policy. Instead, they are provided as additional resources for those interested in the subject matter of the policy.

State	Description
Ed. Code 35204	Contract with attorney in private practice
Ed. Code 35205	Contract for legal services
Ed. Code 37200-37202	School calendar
Gov. Code 3140-3142	Public Employee Health Protection Act
Gov. Code 3540-3549.3	Educational Employment Relations Act
Gov. Code 3543.5-3543.6	Unfair labor practices
Gov. Code 3548.3548.8	Impasse procedures
Management Resources	Description
Public Employment Relations Board Decision	Fresno Unified School District, 1982, PERB Dec. No. 208, 6 PERC 13110
Public Employment Relations Board Decision	Konocti Unified School District, 1982, PERB Dec. No. 217, 6 PERC 13152
Website	California Public Employment Relations Board
Website	State Mediation and Conciliation Service (SMCS)
Website	CSBA

Cross References

Code	Description
0400	Comprehensive Plans

0450	Comprehensive Safety Plan
0450	Comprehensive Safety Plan
1100	Communication With The Public
1112	Media Relations
1400	Relations Between Other Governmental Agencies And The Schools
1700	Relations Between Private Industry And The Schools
3512	Equipment
3512-E(1)	Equipment
3541	Transportation Routes And Services
3550	Food Service/Child Nutrition Program
3550	Food Service/Child Nutrition Program
4113	Assignment
4113	Assignment
4118	Dismissal/Suspension/Disciplinary Action
4118	Dismissal/Suspension/Disciplinary Action
4121	Temporary/Substitute Personnel
4121	Temporary/Substitute Personnel
4141	Collective Bargaining Agreement
4143	Negotiations/Consultation
4143.1	Public Notice - Personnel Negotiations
4143.1	Public Notice - Personnel Negotiations
4154	Health And Welfare Benefits
4154	Health And Welfare Benefits
4161.1	Personal Illness/Injury Leave
4161.2	Personal Leaves
4218	Dismissal/Suspension/Disciplinary Action
4218	Dismissal/Suspension/Disciplinary Action
4241	Collective Bargaining Agreement
4243	Negotiations/Consultation
4243.1	Public Notice - Personnel Negotiations
4243.1	Public Notice - Personnel Negotiations
4254	Health And Welfare Benefits
4254	Health And Welfare Benefits

4261.1	Personal Illness/Injury Leave
4261.2	Personal Leaves
4354	Health And Welfare Benefits
4354	Health And Welfare Benefits
4361.1	Personal Illness/Injury Leave
4361.2	Personal Leaves
6111	School Calendar
6144	Controversial Issues
6145	Extracurricular And Cocurricular Activities
6145	Extracurricular And Cocurricular Activities
9000	Role Of The Board
9320	Meetings And Notices

Regulation
approved:

CSBA POLICY MANUAL UPDATE
March 2022

Regulation 4241.6: Concerted Action/Work Stoppage

Status: ADOPTED

Original Adopted Date: 12/01/1989 | **Last Revised Date:** 03/2022 | **Last Reviewed Date:** 03/2022

Maintenance of District Operations

During any work stoppage, strike, or other concerted employee activity, the Superintendent or designee shall take measures to minimize disruption to district operations and student learning. At the discretion of the Superintendent or designee, employees reporting for duty may be temporarily assigned to other duties. In addition, the Superintendent or designee may hire qualified substitute and/or temporary employees as needed to maintain district operations and shall recommend to the Governing Board an appropriate rate of pay for such employees for the period of the work stoppage.

Strike Plan

The Superintendent or designee may establish a committee to develop a plan in the event of a work stoppage. This committee may include district-level staff, legal counsel, the district's negotiator and parents/guardians.

The strike plan shall address, at a minimum, the following elements:

1. Roles and responsibilities during a work stoppage, including roles of the Board, Superintendent, district-level staff, legal counsel, principals, certificated or classified staff when they are not participating in the strike, substitutes and other employees
2. Criteria for keeping schools open during a work stoppage, including potential costs, availability of qualified substitutes or other staffing, and the ability to maintain essential services and to ensure the safety of students and staff
3. Maintenance of the educational program, including availability of lesson plans and instructional materials, alternatives for handling special education and other programs as appropriate
4. Internal communications among district staff and the Board during a work stoppage
5. Plans for obtaining and paying for the services of and communicating with temporary or substitute employees
6. Status of district-paid benefits, including health care, insurance, vacation and sick leave benefits
7. Communications with parents/guardians, the media, business partners, public officials and other community members that identify key messages, strategies and district spokespersons
8. Equipment and supply needs
9. Desirability and feasibility of conducting extracurricular activities during a work stoppage including an analysis of the number of events and activities that would be affected, the availability of staffing, the degree of student and/or community participation and the ability to provide adequate security at events
10. Contingency plans for transportation
11. Contingency plans for the provision of food services

12. Identification of outside resources who may be called upon to help with school operations
13. Coordination with law enforcement and other agencies
14. Appropriate safeguards for the safety of students, working employees, substitutes, volunteers, parent/guardians and Board members
15. Provisions for safe, effective board meetings
16. Cost estimates for the various strategies to be implemented during a work stoppage
17. Legal remedies available to enjoin the work stoppage if possible or to file unfair labor practice charges against the employee organization
18. Continuation of negotiations during a work stoppage
19. Plans for resuming normal district operations, rebuilding relations and disciplining employees if necessary after the work stoppage

Activities of Employees

The district shall not impose or threaten to impose reprisals, discriminate or threaten to discriminate, or otherwise interfere with, restrain or coerce employees for the exercise of their rights. (Government Code 3543.5-3543.6)

Employees engaging in a work stoppage shall not prevent access to school facilities by other employees, substitutes or students; use or threaten physical violence or bodily injury; trespass; distribute malicious or defamatory leaflets or materials; or otherwise coerce or intimidate individuals in the conduct of school business.

During an actual or threatened work stoppage, an employee shall not retain any district property, including but not limited to student attendance and grading records, lesson plans, keys, equipment and supplies.

Employees shall not use students to distribute messages that promote or explain the position of any employee organization that is contemplating or engaged in a work stoppage. In addition, employees shall not use classroom or other duty time to promote an employee organization's position in negotiations or in a work stoppage.

When students raise questions related to a work stoppage, teachers shall approach the subject in accordance with the district's policy on controversial issues and shall not allow such discussions to interfere with their regular teaching responsibilities.

Salary and Benefits

Employees withholding services shall not receive salary or unemployment benefits during the period of the work stoppage.

Any employee withholding services may be subject to the loss of payroll deduction privileges.

Throughout the duration of any enrolled employee's participation in an authorized strike, the district shall not fail or refuse to maintain and pay for the employee's continued health care or other medical coverage or the coverage of their enrolled dependents, nor shall the district fail to collect and remit the employee's

contributions to any such coverage. The district shall maintain the coverage at the same level and under the same conditions that the coverage would have been provided if the employee had continued to work in the employee's position for the duration of the strike. Health care or other medical coverage for this purpose includes coverage for medical, dental, vision, behavioral health, disability, accidental death and dismemberment, life, and supplemental health insurance benefits. (Government Code 3141-3142)

“Authorized strike” means a strike sanctioned by the central labor council or the membership of an employee organization that represents the striking employees, or one that is engaged in by unrepresented employees. (Government Code 3141)

Employees whose vacation leave has been authorized prior to the work stoppage shall receive vacation pay for the authorized period.

If an employee is on a paid sick or disability leave when the work stoppage begins, the employee shall be entitled to continued payment as long as the employee remains ill or disabled and is otherwise eligible according to Board policy and collective bargaining agreements.

The Superintendent or designee may determine that credit shall not be applied toward probationary service, salary schedule advancement, permanent status, vacation earnings, retirement credit or sick leave accrual during the period of time that employees withhold services.

Policy Reference Disclaimer:

These references are not intended to be part of the policy itself, nor do they indicate the basis or authority for the board to enact this policy. Instead, they are provided as additional resources for those interested in the subject matter of the policy.

State	Description
Ed. Code 35204	Contract with attorney in private practice
Ed. Code 35205	Contract for legal services
Ed. Code 37200-37202	School calendar
Gov. Code 3140-3142	Public Employee Health Protection Act
Gov. Code 3540-3549.3	Educational Employment Relations Act
Gov. Code 3543.5-3543.6	Unfair labor practices
Gov. Code 3548.3548.8	Impasse procedures
Management Resources	Description
Public Employment Relations Board Decision	Fresno Unified School District, 1982, PERB Dec. No. 208, 6 PERC 13110
Public Employment Relations Board Decision	Konocti Unified School District, 1982, PERB Dec. No. 217, 6 PERC 13152
Website	California Public Employment Relations Board
Website	State Mediation and Conciliation Service (SMCS)
Website	CSBA

Cross References

Code	Description
0400	Comprehensive Plans
0450	Comprehensive Safety Plan

0450	Comprehensive Safety Plan
1100	Communication With The Public
1112	Media Relations
1400	Relations Between Other Governmental Agencies And The Schools
1700	Relations Between Private Industry And The Schools
3512	Equipment
3512-E(1)	Equipment
3541	Transportation Routes And Services
3550	Food Service/Child Nutrition Program
3550	Food Service/Child Nutrition Program
4113	Assignment
4113	Assignment
4118	Dismissal/Suspension/Disciplinary Action
4118	Dismissal/Suspension/Disciplinary Action
4121	Temporary/Substitute Personnel
4121	Temporary/Substitute Personnel
4141	Collective Bargaining Agreement
4143	Negotiations/Consultation
4143.1	Public Notice - Personnel Negotiations
4143.1	Public Notice - Personnel Negotiations
4154	Health And Welfare Benefits
4154	Health And Welfare Benefits
4161.1	Personal Illness/Injury Leave
4161.2	Personal Leaves
4218	Dismissal/Suspension/Disciplinary Action
4218	Dismissal/Suspension/Disciplinary Action
4241	Collective Bargaining Agreement
4243	Negotiations/Consultation
4243.1	Public Notice - Personnel Negotiations
4243.1	Public Notice - Personnel Negotiations
4254	Health And Welfare Benefits
4254	Health And Welfare Benefits
4261.1	Personal Illness/Injury Leave

4261.2	Personal Leaves
4354	Health And Welfare Benefits
4354	Health And Welfare Benefits
4361.1	Personal Illness/Injury Leave
4361.2	Personal Leaves
6111	School Calendar
6144	Controversial Issues
6145	Extracurricular And Cocurricular Activities
6145	Extracurricular And Cocurricular Activities
9000	Role Of The Board
9320	Meetings And Notices

Regulation
approved:

CSBA POLICY MANUAL UPDATE
March 2022

The Governing Board encourages the enrollment and appropriate placement of all children who are eligible for enrollment in school. The Superintendent or designee shall inform parents/guardians of children seeking admission to a district school about admission requirements and shall assist them with enrollment procedures.

The Superintendent or designee shall announce and publicize the timeline and process for registration of students at district schools. Applications for intradistrict or interdistrict enrollment shall be subject to the timelines specified in applicable Board policies and administrative regulations.

All appropriate staff shall receive training on district admission policies and procedures, including information regarding the types of documentation that can and cannot be requested.

Verification of Admission Eligibility

Before enrolling any child in a district school, the Superintendent or designee shall verify the child's age, residence within the district, immunization, and other applicable eligibility criteria specified in law, the accompanying administrative regulation, or other applicable Board policy or administrative regulation. The district shall not inquire into or request documentation of a student's social security number or the last four digits of the social security number or the citizenship or immigration status of the student or the student's family members. (Education Code 234.7, 49076.7)

However, such information may be collected when required by state or federal law or to comply with requirements for special state or federal programs. In any such situation, the information shall be collected separately from the school enrollment process and the Superintendent or designee shall explain the limited purpose for which the information is collected. Enrollment in a district school shall not be denied on the basis of any such information of the student or the student's parents/guardians obtained by the district, or the student's or parent/guardian's refusal to provide such information to the district.

School registration information shall list all possible means of documenting a child's age for entry into grades K-1 as authorized by Education Code 48002 or otherwise prescribed by the Board. Any

alternative document allowed by the district shall be one that all persons can obtain regardless of immigration status, citizenship status, or national origin and shall not reveal information related to citizenship or immigrant status.

The Superintendent or designee shall immediately enroll a homeless student, foster youth, student who has had contact with the juvenile justice system, or a child of a military family regardless of outstanding fees or fines owed to the student's last school, lack of clothing normally required by the school, such as school uniforms, or an inability to produce previous academic, medical, or other records normally required for enrollment. (Education Code 48645.5, 48850, 48852.7, 48853.5, 49701; 42 USC 11432)

Policy Reference Disclaimer:
These references are not intended to be part of the policy itself, nor do they indicate the basis or authority for the board to enact this policy. Instead, they are provided as additional resources for those interested in the subject matter of the policy.

State	Description
17 CCR 6000-6075	School attendance immunization requirements
5 CCR 200	Promotion from kindergarten to first grade

5 CCR 201	Admission to high school
Ed. Code 234.7	Student protections relating to immigration and citizenship status
Ed. Code 46300	Computation of average daily attendance, inclusion of kindergarten and transitional kindergarten
Ed. Code 46600	Agreements for admission of students desiring interdistrict attendance
Ed. Code 48000	Minimum age of admission (kindergarten)
Ed. Code 48002	Evidence of minimum age required to enter kindergarten or first grade
Ed. Code 48010	Minimum age of admission (first grade)
Ed. Code 48011	Admission from kindergarten or other school; minimum age
Ed. Code 48050-48053	Nonresidents
Ed. Code 48200	Children between ages of 6 and 18 years (compulsory full-time education)
Ed. Code 48350-48361	Open Enrollment Act
Ed. Code 48645.5	Enrollment of former juvenile court school students
Ed. Code 48850-48859	Educational placement of homeless and foster youth
Ed. Code 49076	Access to records by persons without written consent or under judicial order
Ed. Code 49076.7	Student records; data privacy; social security numbers
Ed. Code 49408	Information for use in emergencies
Ed. Code 49700-49703	Education of children of military families
Civil Code 51	Unruh Civil Rights Act
Code of Civil Procedure 1002.7	Provision in enrollment agreement waiving legal right, remedy, forum, proceeding or procedure; criminal sexual assault or sexual battery
H&S Code 120325-120380	Educational and child care facility immunization requirements
H&S Code 121475-121520	Tuberculosis tests for students
Federal	Description
42 USC 11431-11435	McKinney-Vento Homeless Assistance Act
5 USC 552a	Records maintained on individuals
Management Resources	Description
CA Office of the Attorney General Publication	Promoting Safe & Secure Learning Environment for All: Guidance & Model Policies to Assist CA K-12 Schools in Responding to Immigration Issues, 4/2018
Court Decision	Plyler v. Doe, 457 U.S. 202 (1982)

CSBA Publication	Legal Guidance on Providing All Children Equal Access to Education, Regardless of Immigration Status, February 2017
U.S. DOJ & DOE Civil Rights Joint Publication	Information on the Rights of All Children to Enroll in School: Questions and Answers for States, School Districts and Parents, May 8, 2014
U.S. DOJ & DOE Civil Rights Joint Publication	Fact Sheet: Information on the Rights of All Children to Enroll in School, May 8, 2014
U.S. DOJ & DOE Civil Rights Joint Publication	Dear Colleague Letter: School Enrollment Procedures, May 8, 2014
Website	California Department of Education (https://www.cde.ca.gov/)
Website	California Office of the Attorney General
Website	U.S. Department of Justice
Website	CSBA
Website	U.S. Department of Education, Office for Civil Rights

Cross References

Code	Description
5111.1	District Residency
5111.1	District Residency
5112.1	Exemptions From Attendance
5112.1	Exemptions From Attendance
5112.2	Exclusions From Attendance
5116.1	Intradistrict Open Enrollment
5116.1	Intradistrict Open Enrollment
5117	Interdistrict Attendance
5117	Interdistrict Attendance
5119	Students Expelled From Other Districts
5123	Promotion/Acceleration/Retention
5123	Promotion/Acceleration/Retention
5125	Student Records
5125	Student Records
5141.3	Health Examinations
5141.3	Health Examinations
5141.31	Immunizations
5141.31	Immunizations
5141.32	Health Screening For School Entry

5142.1	Identification And Reporting Of Missing Children
5145.12	Search And Seizure
5145.12	Search And Seizure
5145.13	Response To Immigration Enforcement
5145.13	Response To Immigration Enforcement
5145.3	Nondiscrimination/Harassment
5145.3	Nondiscrimination/Harassment
5145.6	Parental Notifications
5145.6-E(1)	Parental Notifications
5148.3	Preschool/Early Childhood Education
5148.3	Preschool/Early Childhood Education
6146.3	Reciprocity Of Academic Credit
6146.3	Reciprocity Of Academic Credit
6170.1	Transitional Kindergarten
6173	Education For Homeless Children
6173	Education For Homeless Children
6173-E(1)	Education For Homeless Children
6173-E(2)	Education For Homeless Children
6173.1	Education For Foster Youth (BP and AR)
6173.2	Education Of Children Of Military Families
6173.2	Education Of Children Of Military Families
6173.3	Education For Juvenile Court School Students

Policy
adopted:

CSBA POLICY MANUAL UPDATE
March 2022

Regulation 5111: Admission

Status: ADOPTED

Original Adopted Date: 11/01/2011 | **Last Revised Date:** 03/2022 | **Last Reviewed Date:** 03/2022

Age of Admittance to Transitional Kindergarten, Kindergarten and First Grade

At the beginning of each school year, the Superintendent or designee shall enroll any eligible child whose fifth or sixth birthday is on or before September 1 of that year into kindergarten or first grade, as applicable. (Education Code 48000, 48010)

Admission into transitional kindergarten shall be in accordance with law and as specified in BP 6170.1 - Transitional Kindergarten. (Education Code 48000)

On a case-by-case basis, and with the approval of the child's parent/guardian, a child who will turn five years old in a given school year may be enrolled in kindergarten at any time during that school year provided that: (Education Code 48000)

1. The Governing Board determines that admittance is in the best interest of the child.
2. The parent/guardian is given information regarding the advantages and disadvantages and any other explanatory information about the effect of this early admittance.

The Superintendent or designee shall make a recommendation to the Board regarding whether a child should be granted early entry to kindergarten, as appropriate. In doing so, the Superintendent or designee shall consider various factors including the availability of classroom space and any negotiated maximum class size.

Documentation of Age/Grade

Prior to the admission of a child to kindergarten or first grade, the parent/guardian shall present proof of the child's age. (Education Code 48002)

Evidence of the child's age may include: (Education Code 48002)

1. A certified copy of a birth certificate or a statement by the local registrar or county recorder certifying the date of birth
2. A duly attested baptism certificate
3. A passport
4. When none of the above documents is obtainable, an affidavit of the parent/guardian
5. Other means prescribed by the Board

Policy Reference Disclaimer:

These references are not intended to be part of the policy itself, nor do they indicate the basis or authority for the board to enact this policy. Instead, they are provided as additional resources for those interested in the subject matter of the policy.

State

17 CCR 6000-6075

Description

School attendance immunization requirements

5 CCR 200	Promotion from kindergarten to first grade
5 CCR 201	Admission to high school
Ed. Code 234.7	Student protections relating to immigration and citizenship status
Ed. Code 46300	Computation of average daily attendance, inclusion of kindergarten and transitional kindergarten
Ed. Code 46600	Agreements for admission of students desiring interdistrict attendance
Ed. Code 48000	Minimum age of admission (kindergarten)
Ed. Code 48002	Evidence of minimum age required to enter kindergarten or first grade
Ed. Code 48010	Minimum age of admission (first grade)
Ed. Code 48011	Admission from kindergarten or other school; minimum age
Ed. Code 48050-48053	Nonresidents
Ed. Code 48200	Children between ages of 6 and 18 years (compulsory full-time education)
Ed. Code 48350-48361	Open Enrollment Act
Ed. Code 48645.5	Enrollment of former juvenile court school students
Ed. Code 48850-48859	Educational placement of homeless and foster youth
Ed. Code 49076	Access to records by persons without written consent or under judicial order
Ed. Code 49076.7	Student records; data privacy; social security numbers
Ed. Code 49408	Information for use in emergencies
Ed. Code 49700-49703	Education of children of military families
Civil Code 51	Unruh Civil Rights Act
Code of Civil Procedure 1002.7	Provision in enrollment agreement waiving legal rights, remedy, forum, proceeding or procedure; criminal sexual assault or sexual battery
H&S Code 120325-120380	Educational and child care facility immunization requirements
H&S Code 121475-121520	Tuberculosis tests for students
Federal	Description
42 USC 11431-11435	McKinney-Vento Homeless Assistance Act
5 USC 552a	Records maintained on individuals
Management Resources	Description
CA Office of the Attorney General Publication	Promoting Safe & Secure Learning Environment for All: Guidance & Model Policies to Assist CA K-12 Schools in Responding to Immigration Issues, 4/2018
Court Decision	Plyler v. Doe, 457 U.S. 202 (1982)

CSBA Publication	Legal Guidance on Providing All Children Equal Access to Education, Regardless of Immigration Status, February 2017
U.S. DOJ & DOE Civil Rights Joint Publication	Information on the Rights of All Children to Enroll in School: Questions and Answers for States, School Districts and Parents, May 8, 2014
U.S. DOJ & DOE Civil Rights Joint Publication	Fact Sheet: Information on the Rights of All Children to Enroll in School, May 8, 2014
U.S. DOJ & DOE Civil Rights Joint Publication	Dear Colleague Letter: School Enrollment Procedures, May 8, 2014
Website	California Office of the Attorney General
Website	U.S. Department of Justice
Website	CSBA
Website	U.S. Department of Education, Office for Civil Rights

Cross References

Code	Description
5111.1	District Residency
5111.1	District Residency
5112.1	Exemptions From Attendance
5112.1	Exemptions From Attendance
5112.2	Exclusions From Attendance
5116.1	Intradistrict Open Enrollment
5116.1	Intradistrict Open Enrollment
5117	Interdistrict Attendance
5117	Interdistrict Attendance
5119	Students Expelled From Other Districts
5123	Promotion/Acceleration/Retention
5123	Promotion/Acceleration/Retention
5125	Student Records
5125	Student Records
5141.3	Health Examinations
5141.3	Health Examinations
5141.31	Immunizations
5141.31	Immunizations
5141.32	Health Screening For School Entry
5142.1	Identification And Reporting Of Missing Children

5145.12	Search And Seizure
5145.12	Search And Seizure
5145.13	Response To Immigration Enforcement
5145.13	Response To Immigration Enforcement
5145.3	Nondiscrimination/Harassment
5145.3	Nondiscrimination/Harassment
5145.6	Parental Notifications
5145.6-E(1)	Parental Notifications
5148.3	Preschool/Early Childhood Education
5148.3	Preschool/Early Childhood Education
6146.3	Reciprocity Of Academic Credit
6146.3	Reciprocity Of Academic Credit
6170.1	Transitional Kindergarten
6173	Education For Homeless Children
6173	Education For Homeless Children
6173-E(1)	Education For Homeless Children
6173-E(2)	Education For Homeless Children
6173.1	Education for Foster Youth (BP and AR)
6173.2	Education Of Children Of Military Families
6173.2	Education Of Children Of Military Families
6173.3	Education For Juvenile Court School Students

Regulation
approved:

CSBA POLICY MANUAL UPDATE
March 2022

Regulation 5113: Absences And Excuses

Status: ADOPTED

Original Adopted Date: 11/01/2011 | **Last Revised Date:** 03/2022 | **Last Reviewed Date:** 03/2022

Excused Absences

Subject to any applicable limitation, condition, or other requirement specified in law, a student's absence shall be excused for any of the following reasons:

1. Personal illness, including absence for the benefit of the student's mental or behavioral health (Education Code 48205)
2. Quarantine under the direction of a county or city health officer (Education Code 48205)
3. Medical, dental, optometrical, or chiropractic services or appointment (Education Code 48205)
4. Attendance at funeral services for a member of the student's immediate family (Education Code 48205)

Such absence shall be limited to one day if the service is conducted in California or three days if the service is conducted out of state. (Education Code 48205)

5. Jury duty in the manner provided for by law (Education Code 48205)
6. Illness or medical appointment of a child to whom the student is the custodial parent (Education Code 48205)
7. Upon advance written request by the parent/guardian and the approval of the principal or designee, justifiable personal reasons including, but not limited to: (Education Code 48205)
 - a. Appearance in court
 - b. Attendance at a funeral service
 - c. Observance of a religious holiday or ceremony
 - d. Attendance at religious retreats for no more than four hours per semester
 - e. Attendance at an employment conference
 - f. Attendance at an educational conference on the legislative or judicial process offered by a nonprofit organization
8. Service as a member of a precinct board for an election pursuant to Elections Code 12302 (Education Code 48205)
9. To spend time with an immediate family member who is an active duty member of the uniformed services, as defined in Education Code 49701, and has been called to duty for deployment to a combat zone or a combat support position or is on leave from or has immediately returned from such deployment (Education Code 48205)

Such absence shall be granted for a period of time to be determined at the discretion of the

Superintendent or designee. (Education Code 48205)

10. Attendance at the student's naturalization ceremony to become a United States citizen (Education Code 48205)
11. Participation in a cultural ceremony or event which relates to the habits, practices, beliefs, and traditions of a certain group of people (Education Code 48205)
12. Participation in religious exercises or to receive moral and religious instruction at the student's place of worship or other suitable place away from school (Education Code 46014)

Absence for student participation in religious exercises or instruction shall not be considered an absence for the purpose of computing average daily attendance if the student attends at least the minimum school day as specified in AR 6112 - School Day, and is not excused from school for this purpose on more than four days per school month. (Education Code 46014)

13. Work in the entertainment or allied industry (Education Code 48225.5)

Work for a student who holds a work permit authorizing work in the entertainment or allied industries for a period of not more than five consecutive days. For this purpose, student absence shall be excused for a maximum of up to five absences per school year. (Education Code 48225.5)

14. Participation with a nonprofit performing arts organization in a performance for a public school audience (Education Code 48225.5)

A student may be excused for up to five such absences per school year provided that the student's parent/guardian provides a written explanation of such absence to the school. (Education Code 48225.5)

15. Other reasons authorized at the discretion of the principal or designee based on the student's specific circumstances (Education Code 48205, 48260)

For the purpose of the absences described above, immediate family means the student's parent/guardian, brother or sister, grandparent, or any other relative living in the student's household. (Education Code 48205)

Method of Verification

Student absence to care for a child for whom the student is the custodial parent shall not require a physician's note. (Education Code 48205)

For other absences, the student shall, upon returning to school following the absence, present a satisfactory explanation, either in person or by written note, verifying the reason for the absence. Absences shall be verified by the student's parent/guardian, other person having charge or control of the student, or the student if age 18 or older. (Education Code 46012; 5 CCR 306)

When an absence is planned, the principal or designee shall be notified prior to the date of the absence when possible.

The following methods may be used to verify student absences:

1. Written note, fax, email, or voice mail from parent/guardian or parent representative.
2. Conversation, in person or by telephone, between the verifying employee and the student's parent/guardian or parent representative. The employee shall subsequently record the following:

- a. Name of student
 - b. Name of parent/guardian or parent representative
 - c. Name of verifying employee
 - d. Date(s) of absence
 - e. Reason for absence
3. Visit to the student's home by the verifying employee, or any other reasonable method which establishes the fact that the student was absent for the reasons stated. The employee shall document the verification and include the information specified in Item #2 above.
 4. Physician's verification.
 - a. When excusing students for confidential medical services or verifying such appointments, district staff shall not ask the purpose of such appointments but may request a note from the medical office to confirm the time of the appointment.
 - b. If a student shows a pattern of chronic absenteeism due to illness, district staff may require physician verification of any further student absences.

Parental Notifications

At the beginning of each school year, the Superintendent or designee shall:

1. Notify parents/guardians of the right to excuse a student from school in order to participate in religious exercises or to receive moral and religious instruction at their places of worship, or at other suitable places away from school property designated by a religious group, church, or denomination (Education Code 46014, 48980)
2. Notify students in grades 7-12 and the parents/guardians of all students enrolled in the district that school authorities may excuse any student from school to obtain confidential medical services without the consent of the student's parent/guardian (Education Code 46010.1)
3. Notify parents/guardians that a student shall not have a grade reduced or lose academic credit for any excused absence if missed assignments and tests that can reasonably be provided are satisfactorily completed within a reasonable period of time. Such notice shall include the full text of Education Code 48205. (Education Code 48980)

Policy Reference Disclaimer:

These references are not intended to be part of the policy itself, nor do they indicate the basis or authority for the board to enact this policy. Instead, they are provided as additional resources for those interested in the subject matter of the policy.

State	Description
5 CCR 306	Explanation of absence
5 CCR 420-421	Record of verification of absence due to illness and other causes
Ed. Code 1740	Employment of personnel to supervise attendance (county superintendent)
Ed. Code 37201	School month

Ed. Code 37223	Weekend classes
Ed. Code 41601	Reports of average daily attendance
Ed. Code 42238-42250.1	Apportionments
Ed. Code 46000	Records (attendance)
Ed. Code 46010-46015	Absences
Ed. Code 46110-46120	Attendance in kindergarten and elementary schools
Ed. Code 46140-46148	Attendance in junior high and high schools
Ed. Code 48200-48208	Children ages 6-18 (compulsory full-time attendance)
Ed. Code 48210-48216	Exclusions from attendance
Ed. Code 48225.5	Work permit; excused absence; entertainment or allied industries; participation in not-for-profit performing arts organization
Ed. Code 48240-48246	Supervisors of attendance
Ed. Code 48260-48273	Truants
Ed. Code 48292	Filing complaint against parent
Ed. Code 48320-48324	School attendance review boards
Ed. Code 48340-48341	Improvement of student attendance
Ed. Code 48980	Parent/Guardian notifications
Ed. Code 49067	Unexcused absences as cause of failing grade
Ed. Code 49701	Provisions of the interstate compact on educational opportunities for military children
Elec. Code 12302	Student participation on precinct boards
Fam. Code 6920-6930	Consent by minor for medical treatment
W&I Code 11253.5	Compulsory school attendance
W&I Code 601-601.5	Habitually truant minors
Management Resources	Description
Attorney General Opinion	66 Ops.Cal.Atty.Gen. 244 (1983)
Attorney General Opinion	87 Ops.Cal.Atty.Gen. 168 (2004)
Court Decision	American Academy of Pediatrics et al v. Lungren et al (1997) 16 Cal.4th 307
CSBA Publication	Improving Student Achievement by Addressing Chronic Absence, Policy Brief, December 2010
Website	CSBA
Website	California Department of Education (https://www.cde.ca.gov)

Cross References

Code	Description
------	-------------

0450	Comprehensive Safety Plan
0450	Comprehensive Safety Plan
0470	COVID-19 Mitigation Plan
3516	Emergencies And Disaster Preparedness Plan
3516	Emergencies And Disaster Preparedness Plan
4119.41	Employees With Infectious Disease
4219.41	Employees With Infectious Disease
4319.41	Employees With Infectious Disease
5000	Concepts And Roles
5020	Parent Rights And Responsibilities
5020	Parent Rights And Responsibilities
5112.1	Exemptions From Attendance
5112.1	Exemptions From Attendance
5112.2	Exclusions From Attendance
5112.5	Open/Closed Campus
5113.1	Chronic Absence And Truancy
5113.1	Chronic Absence And Truancy
5113.11	Attendance Supervision
5113.12	District School Attendance Review Board
5113.12	District School Attendance Review Board
5121	Grades/Evaluation Of Student Achievement
5121	Grades/Evaluation Of Student Achievement
5131	Conduct
5131.4	Student Disturbances
5131.4	Student Disturbances
5141.21	Administering Medication And Monitoring Health Conditions
5141.21	Administering Medication And Monitoring Health Conditions
5141.33	Head Lice
5144.1	Suspension And Expulsion/Due Process
5144.1	Suspension And Expulsion/Due Process
5145.6	Parental Notifications
5145.6-E(1)	Parental Notifications
5146	Married/Pregnant/Parenting Students
5147	Dropout Prevention

6020	Parent Involvement
6020	Parent Involvement
6111	School Calendar
6112	School Day (BP and AR)
6141.2	Recognition Of Religious Beliefs And Customs
6141.2	Recognition Of Religious Beliefs And Customs
6145	Extracurricular And Cocurricular Activities
6145	Extracurricular And Cocurricular Activities
6154	Homework/Makeup Work
6158	Independent Study
6158	Independent Study
6164.2	Guidance/Counseling Services
6173.2	Education Of Children Of Military Families
6173.2	Education Of Children Of Military Families
6176	Weekend/Saturday Classes
6177	Summer Learning Programs
6183	Home And Hospital Instruction
6184	Continuation Education
6184	Continuation Education
6185	Community Day School
6185	Community Day School

Regulation
approved:

CSBA POLICY MANUAL UPDATE
March 2022

Regulation 5142: Safety

Status: ADOPTED

Original Adopted Date: 07/01/2006 | **Last Revised Date:** 03/2022

At each school, the principal or designee shall establish emergency procedures, rules for student conduct, and rules for the safe and appropriate use of school facilities, equipment, and materials, consistent with law, Board policy, and administrative regulation. The rules shall be communicated to students, distributed to parents/guardians, and readily available at the school at all times.

Release of Students

Students shall be released during the school day only to the custody of an adult who is one of the following:

1. The student's custodial parent/guardian
2. An adult authorized on the student's emergency card as an individual to whom the student may be released when the custodial parent/guardian cannot be reached, provided the principal or designee verifies the adult's identity
3. An authorized law enforcement officer acting in accordance with law
4. An adult taking the student to emergency medical care at the request of the principal or designee

Supervision of Students

Teachers shall be present at their respective rooms and shall open them to admit students before the time that school starts. (5 CCR 5570)

Every teacher shall hold students to a strict account for their conduct on the way to and from school, on the playgrounds, and during recess. (Education Code 44807)

The principal or designee shall require all individuals supervising students to remain alert for unauthorized persons and dangerous conditions, and promptly report any unusual incidents to the principal or designee and file a written report as appropriate.

In arranging for appropriate supervision on playgrounds, the principal or designee shall:

1. Clearly identify supervision zones and require all playground supervisors to remain at a location from which they can observe their entire zone of supervision and be observed by students in the supervision zone
2. Consider the size of the playground area, the number of areas that are obstructed from open view, and the age of the students to determine the ratio of playground supervisors to students

At any school where playground supervision is not otherwise provided, the principal or designee shall provide for certificated employees to supervise the conduct and safety, and direct the play, of students who are on school grounds before and after school and during recess and other intermissions. (5 CCR 5552)

The Superintendent or designee shall ensure that teachers, teacher aides, playground supervisors, yard aides, and volunteers who supervise students receive training in safety practices and in supervisory techniques that will help prevent problems and resolve conflicts among students. Such training shall be

documented and kept on file.

Playground Safety

Any new playground or any replacement of equipment or modification of components inside an existing playground shall conform to standards set forth by the American Society for Testing and Materials and the guidelines set forth by the U.S. Consumer Product Safety Commission. The Superintendent or designee shall have a playground safety inspector certified by the National Playground Safety Institute conduct an initial inspection to aid compliance with applicable safety standards. (Health and Safety Code 115725)

Activities with Safety Risks

Due to concerns about the risk to student safety, the principal or designee shall not permit the following activities on campus or during school-sponsored events unless the activity is properly supervised, students wear protective gear as appropriate, and each participant has insurance coverage:

1. Trampolining
2. Scuba diving
3. Skateboarding or use of scooters
4. In-line or roller skating or use of skate shoes
5. Sailing, boating, or water skiing
6. Cross-country or downhill skiing
7. Motorcycling
8. Target shooting
9. Horseback riding
10. Rodeo
11. Archery
12. Mountain bicycling
13. Rock climbing
14. Rocketeering
15. Surfing
16. Other activities determined by the principal to have a high risk to student safety

Students who operate or ride as a passenger on a bicycle, nonmotorized scooter, or skateboard, or wear in-line or roller skates, upon a street, bikeway, or any other public bicycle path or trail shall wear a properly fitted and fastened bicycle helmet.

Events In or Around a Swimming Pool

When any on-campus event that is not part of an interscholastic athletic program is sponsored or hosted by the district and is to be held in or around a swimming pool, at least one adult with a valid certification

of cardiopulmonary resuscitation training and who holds a lifeguard certification shall be present throughout the duration of the event. (Education Code 35179.6)

Laboratory Safety

The principal of each school offering laboratory work shall develop procedures for laboratory safety and designate a trained certificated employee to implement and regularly review these procedures.

Students in a laboratory shall be under the supervision of a certificated employee. Students shall be taught laboratory safety, and safety guidelines and procedures shall be posted in science classrooms. Students shall receive continual reminders about general and specific hazards.

Hazardous materials shall be properly used, stored, and disposed of in accordance with law and the district's chemical hygiene plan.

Bloodborne pathogens shall be handled in accordance with the district's exposure control plan.

The district's emergency plan, emergency contact numbers, and first aid supplies shall be readily accessible.

Parents/guardians shall be made aware of the kinds of laboratory activities that will be conducted during the school year.

Hearing Protection

The Superintendent or designee shall monitor students' exposure to excessive noise in classrooms and provide protection as necessary. The Superintendent or designee may also provide hearing conservation education to teach students ways to protect their hearing.

Eye Safety Devices

The Superintendent or designee shall provide schools with eye safety devices for use whenever students, teachers, or visitors are engaged in or observing an activity or using hazardous substances likely to cause injury to the eyes. Eye safety devices may be sold to students for an amount not to exceed the actual cost to the district. (Education Code 32030, 32031, 32033)

Protection Against Insect Bites

To help protect students against insect bites or stings that may spread disease or cause allergic reactions, students shall be allowed to apply insect repellent provided by their parents/guardians, when engaging in outdoor activities. Any application of insect repellent shall occur under the supervision of school personnel, and in accordance with the manufacturer's directions.

Policy Reference Disclaimer:

These references are not intended to be part of the policy itself, nor do they indicate the basis or authority for the board to enact this policy. Instead, they are provided as additional resources for those interested in the subject matter of the policy.

State	Description
5 CCR 14030	Preliminary procedure, planning and approval of school facilities
5 CCR 14103	Authority of the driver

5 CCR 202	Exclusion of students with a contagious disease
5 CCR 5531	Supervision of extracurricular activities of pupils
5 CCR 5552	Playground supervision
5 CCR 5570	When school shall be open and teachers present
5 CCR 570-576	School safety patrols
Ed. Code 17280-17317	Approval of plans and supervision of construction
Ed. Code 17365-17374	Fitness of buildings for occupancy; liability of board members
Ed. Code 32001	Fire alarms and drills
Ed. Code 32020	School gates; entrances for emergency vehicles
Ed. Code 32030-32034	Eye safety
Ed. Code 32040	Duty to equip school with first aid kit
Ed. Code 32225-32226	Communications devices in classrooms
Ed. Code 32240-32245	Lead-Safe Schools Protection Act
Ed. Code 32250-32254	CDE school safety and security resources unit
Ed. Code 32280-32289	School safety plans
Ed. Code 35179.6	School-sponsored on-campus event in or around swimming pool
Ed. Code 44807	Teachers' duty concerning conduct of students
Ed. Code 44808	Exemption from liability when students are not on school property
Ed. Code 44808.5	Permission for students to leave school grounds; notice (high school)
Ed. Code 45450-45451	Crossing guards
Ed. Code 48900	Hazing
Ed. Code 49300-49307	School safety patrols
Ed. Code 49330-49335	Injurious objects
Ed. Code 49341	Hazardous materials in school science laboratories
Ed. Code 51202	Instruction in personal and public health and safety
Ed. Code 8482-8484.6	After School Education and Safety Program
Gov. Code 810-996.6	California Tort Claims Act
H&S Code 115725-115735	Playground safety
H&S Code 115775-115800	Wooden playground equipment
H&S Code 116046	Issuance of best practices guidelines for K-12 pool safety
Pen. Code 245.6	Hazing
Pub. Res. Code 5411	Purchase of equipment usable by persons with disabilities

Veh. Code 21100	Rules and regulations; crossing guards
Veh. Code 21212	Use of helmets
Veh. Code 42200	Fines and forfeitures, disposition by cities
Veh. Code 42201	Fines and forfeitures, disposition by counties
Vehicle Code 21201	Rules for operation of bicycle on roadway
Management Resources	Description
American Society for Testing and Materials	F 1487-05, Standard Consumer Safety Performance Specification for Playground Equipment for Public Use, 2017
California Department of Education Publication	Science Safety Handbook for California Public Schools, 2014
Court Decision	Knight v. Jewett, (1992) 3 Cal.4 th 296, 313
Court Decision	Lane v. City of Sacramento, (2010) 183 Cal. App. 4 th . 1337
Court Decision	J.H. v. Los Angeles Unified School District, (2010) 183 Cal.App.4 th 123
Court Decision	Kahn v. East Side Union High School District, (2003) 31 Cal.4 th 990
Court Decision	Dailey v. Los Angeles Unified School District, (1970) 2 Cal 3d 741
Court Decision	Hoyem v. Manhattan Beach City School District, (1978) 22 Cal. 3d 508
Court Decision	Wiener v. Southcoast Childcare Centers, (2004) 32 Cal.4 th 1138
U.S. Consumer Product Safety Comm Publication	Public Playground Safety Handbook, 2010
Website	American Society for Testing and Materials
Website	U.S. Department of Education, Safe Schools
Website	U.S. Consumer Product Safety Commission
Website	U.S. Environmental Protection Agency
Website	California Department of Education, Safe Schools
Website	California Department of Public Health
Website	Centers for Disease Control and Prevention
Website	National Recreation and Park Association, Certified Playground Safety Inspector Certification (https://www.nrpa.org/certification/CPSI/)

Cross References

Code	Description
0450	Comprehensive Safety Plan
0450	Comprehensive Safety Plan

1250	Visitors/Outsiders
1250	Visitors/Outsiders
1330.1	Joint Use Agreements
3260	Fees And Charges
3260	Fees And Charges
3452	Student Activity Funds
3512	Equipment
3512-E(1)	Equipment
3514	Environmental Safety
3514	Environmental Safety
3514.1	Hazardous Substances
3514.1	Hazardous Substances
3515	Campus Security
3515	Campus Security
3515.21	Unmanned Aircraft Systems (Drones)
3515.5	Sex Offender Notification
3515.5	Sex Offender Notification
3516	Emergencies And Disaster Preparedness Plan
3516	Emergencies And Disaster Preparedness Plan
3516.5	Emergency Schedules
3530	Risk Management/Insurance
3530	Risk Management/Insurance
4119.42	Exposure Control Plan For Bloodborne Pathogens
4119.42	Exposure Control Plan For Bloodborne Pathogens
4119.42-E(1)	Exposure Control Plan For Bloodborne Pathogens
4219.42	Exposure Control Plan for Bloodborne Pathogens
4219.42	Exposure Control Plan for Bloodborne Pathogens
4219.42-E(1)	Exposure Control Plan for Bloodborne Pathogens
4319.42	Exposure Control Plan for Bloodborne Pathogens
4319.42	Exposure Control Plan for Bloodborne Pathogens
4319.42-E(1)	Exposure Control Plan for Bloodborne Pathogens
5020	Parent Rights And Responsibilities
5020	Parent Rights And Responsibilities
5021	Noncustodial Parents

5131	Conduct
5131.1	Bus Conduct
5131.1	Bus Conduct
5131.4	Student Disturbances
5131.4	Student Disturbances
5137	Positive School Climate
5138	Conflict Resolution/Peer Mediation
5141	Health Care And Emergencies
5141	Health Care And Emergencies
5141.22	Infectious Diseases
5141.22	Infectious Diseases
5141.23	Asthma Management
5141.23	Asthma Management
5141.4	Child Abuse Prevention And Reporting
5141.4	Child Abuse Prevention And Reporting
5141.52	Suicide Prevention
5141.52	Suicide Prevention
5141.7	Sun Safety
5142.1	Identification And Reporting Of Missing Children
5142.2	Safe Routes To School Program
5142.2	Safe Routes To School Program
5143	Insurance
5143	Insurance
5144	Discipline
5144	Discipline
5144.1	Suspension And Expulsion/Due Process
5144.1	Suspension And Expulsion/Due Process
5145.11	Questioning And Apprehension By Law Enforcement
5145.13	Response To Immigration Enforcement
5145.13	Response To Immigration Enforcement
6142.8	Comprehensive Health Education
6142.8	Comprehensive Health Education
6142.93	Science Instruction
6145.2	Athletic Competition

6145.2	Athletic Competition
6153	School-Sponsored Trips
6153	School-Sponsored Trips
6163.2	Animals At School
6163.2	Animals At School
7110	Facilities Master Plan

Regulation
approved:

CSBA POLICY MANUAL UPDATE
March 2022

Exhibit 5145.6-E(1): Parental Notifications

Status:
ADOPTED

Original Adopted Date: 07/01/2020 | **Last Revised Date:** 03/01/2022

Cautionary Notice: Government Code 17581.5 releases districts from the obligation to perform specified mandated activities when the Budget Act does not provide reimbursement during that fiscal year. The Budget Act of 2021 (AB 128, Ch. 21, Statutes of 2021) extends the suspension of these requirements through the 2021-22 fiscal year. As a result, certain provisions of the following Exhibit related to scoliosis screening and bus safety instruction may be suspended.

Note: The following exhibit lists notices which the law explicitly requires be provided to parents/guardians. See the referenced Board policy, administrative regulation, or Board bylaw for further information about related program and notice requirements. For example, see AR 1312.3 - Uniform Complaint Procedures for the contents of the annual notice regarding uniform complaint procedures as mandated by 5 CCR 4622.

The exhibit does not include other notices that are recommended throughout CSBA's sample policy manual but are not required by law. The district may revise the exhibit to reflect additional notifications provided by the district.

When to Notify	Education or Other Legal Code	Board Policy/ Administrative Regulation #	Subject
I. Annually			
Beginning of each school year	Education Code 222.5	BP 5146	Rights and options for pregnant and parenting students
Beginning of each school year	Education Code 234.7	BP 0410	Right to a free public education regardless of immigration status or religious beliefs
Beginning of each school year	Education Code 310	BP 6142.2 AR 6174	Information on the district's language acquisition programs
Beginning of each school year	Education Code 17611.5, 17612, 48980.3	AR 3514.2	Use of pesticide product, active ingredients, Internet address to access information, and, if district has no web site and uses certain pesticides, integrated pest management plan
By February 1	Education Code 35256, 35258	BP 0510	School Accountability Report Card provided
Beginning of each school year	Education Code 35291, 48980	AR 5144 AR 5144.1	District and site discipline rules
Beginning of each school year	Education Code 44050	BP 4119.21 4219.21 4319.21	Code of conduct addressing employee interactions with students

When to Notify	Education or Other Legal Code	Board Policy/ Administrative Regulation #	Subject
I. Annually (continued)			
Beginning of each school year	Education Code 46010.1	AR 5113	Absence for confidential medical services
Beginning of each school year, if district has adopted policy on involuntary transfer of students convicted of certain crimes when victim is enrolled at same school	Education Code 48929, 48980	BP 5116.2	District policy authorizing transfer
Beginning of each school year	Education Code 48980	BP 6111	Schedule of minimum days and student-free staff development days
Beginning of each school year	Education Code 48980, 231.5; 5 CCR 4917; 34 CFR 106.8	AR 5145.7	Copy of sexual harassment policy as related to students; contact information for Title IX coordinator
Beginning of each school year	Education Code 48980, 32255-32255.6	AR 5145.8	Right to refrain from harmful or destructive use of animals
Beginning of each school year	Education Code 48980, 35160.5, 46600-46611, 48204, 48301	BP 5111.1 AR 5116.1 AR 5117	All statutory attendance options, available local attendance options, options for meeting residency, form for changing attendance, appeals process
Beginning of each school year, if Board allows such absence	Education Code 48980, 46014	AR 5113	Absence for religious exercises or purposes
Beginning of each school year	Education Code 48980, 48205	AR 5113 BP 6154	Excused absences; grade/credit cannot be reduced due to excused absence if work or test has been completed; full text of Education Code 48205
Beginning of each school year	Education Code 48980, 48206.3, 48207, 48208	AR 6183	Availability of home/hospital instruction for students with temporary disabilities
Beginning of each school year	Education Code 48980, 49403	BP 5141.31	School immunization program
Beginning of each school year	Education Code 48980, 49423, 49480	AR 5141.21	Administration of prescribed medication

When to Notify	Education or Other Legal Code	Board Policy/ Administrative Regulation #	Subject
II. Annually (continued)			
Beginning of each school year	Education Code 48980, 49451; 20 USC 1232h	AR 5141.3	Right to refuse consent to physical examination
Beginning of each school year	Education Code 48980, 49471, 49472	BP 5143	Availability of insurance
Beginning of each school year	Education Code 49013; 5 CCR 4622	AR 1312.3 BP 0460 BP 3260 ,	Uniform complaint procedures available appeals, civil law remedies, coordinator, complaints about student fees and local control and accountability plan
Beginning of each school year	Education Code 49063	AR 5125 AR 5125.3	Challenge, review, and expunging of records
Beginning of each school year	Education Code 49063, 49069; 20 USC 1232g; 34 CFR 99.7	AR 5125	Student records: inspect and review, access, types, location, persons responsible, location of log, access criteria, cost of copies, amendment requests, criteria for defining school officials and to determine legitimate educational interest, categories defined as directory information, disclosures, right to file complaint with U.S. Department of Education, course prospectus availability
Beginning of each school year	Education Code 49063, 49073; 20 USC 1232g; 34 CFR 99.37	AR 5125.1	Release of directory information
Beginning of each school year and at least one more time during school year using specified methods	Education Code 49428	None	How to access mental health services at school and/or in community
Beginning of each school year	Education Code 49520, 48980; 42 USC 1758; 7 CFR 245.5	AR 3553	Eligibility and application process for free and reduced-price meals
Beginning of each school year	Education Code 51513; 20 USC 1232h	AR 5022 BP 6162.8	Notice of privacy policy and dates of activities re: survey, health examination, or collection of personal information for marketing; process to opt out of such activities; inspection rights and procedures

When to Notify	Education or Other Legal Code	Board Policy/ Administrative Regulation #	Subject
I. Annually (continued)			
Beginning of each school year	Education Code 56301	BP 6164.4	Parental rights re: special education identification, referral, assessment, instructional planning, implementation and review, and procedures for initiating a referral for assessment
Beginning of each school year	Education Code 58501, 48980	AR 6181	Alternative schools
Beginning of each school year	Health and Safety Code 104855	AR 5141.6	Availability of dental fluoride treatment; opportunity to accept or deny treatment
Annually	5 CCR 852; Education Code 60615	AR 6162.51	Student's participation in state assessments; option to request exemption from testing
Beginning of each school year, if district receives Title I funds	20 USC 6312; 34 CFR 200.48	BP 4112.2 AR 4222	Right to request information re: professional qualifications of child's teacher and paraprofessional
Beginning of each school year	34 CFR 104.8, 106.9	BP 0410 BP 6178	Nondiscrimination
Beginning of each school year to parent, teacher, and employee organizations or, in their absence, individuals	40 CFR 763.84, 763.93	AR 3514	Availability of asbestos management plan; any inspections, response actions or post-response actions planned or in progress
Beginning of each school year	USDA SP-23-2017	AR 3551	District policy on meal payments

When to Notify	Education or Other Legal Code	Board Policy/ Administrative Regulation #	Subject
-----------------------	--------------------------------------	--	----------------

II. At Specific Times During the Student's Academic Career

Beginning in grade 7, at least once prior to course selection and career counseling	Education Code 221.5, 48980	BP 6164.2	Course selection and career counseling
Upon a student's enrollment	Education Code 310	BP 6142.2 AR 6174	Information on the district's language acquisition programs

When to Notify	Education or Other Legal Code	Board Policy/ Administrative Regulation #	Subject
II. At Specific Times During the Student's Academic Career (continued)			
When child first enrolls in a public school, if school offers a fingerprinting program	Education Code 32390, 48980	AR 5142.1	Fingerprinting program
When participating in courses under the jurisdiction of the district	Education Code 35211	None	Civil liability, insurance driver training coverage
Upon registration in K-6, if students have not previously been transported	Education Code 39831.5	AR 3543	School bus safety rules and information, list of stops, rules of conduct, red light crossing instructions, bus danger zones, walking to and from stops
Beginning of each school year for high school students, if high school is open campus	Education Code 44808.5, 48980	BP 5112.5	Open campus
Beginning of each school year in grades 9-12, if district allows career technical education (CTE) course to satisfy graduation requirement	Education Code 48980, 51225.3	AR 6146.1	How each graduation requirement does or does not satisfy college entrance a-g course criteria; district CTE courses that satisfy a-g criteria
Upon a student's enrollment	Education Code 49063	AR 5125 AR 5125.3	Specified rights related to student records
When students enter grade 7	Education Code 49452.7	AR 5141.3	Specified information on type 2 diabetes
When in kindergarten, or first grade if not previously enrolled in public school	Education Code 49452.8	AR 5141.32	Requirement for oral health assessment, explanation of law, importance of oral health, agency contact, privacy rights
Before grade 12	Education Code 51225.8	AR 6143	Completion and submission of FAFSA and CADAA
Beginning of each school year for students in grades 9-12	Education Code 51229, 48980	AR 6143	UC and CSU College admission requirements, UC and CSU web sites that list certified courses, description of CTE, CDE Internet address, how students may meet with counselors
Beginning of each school year for students in grades 7-12, or at time of enrollment if after beginning of year	Education Code 51938, 48980	AR 6142.1	Sexual health and HIV prevention education, right to view A/V materials, whether taught by district staff or outside consultants, right to request specific Education Code sections, right to excuse

When to Notify	Education or Other Legal Code	Board Policy/ Administrative Regulation #	Subject
II. At Specific Times During the Student's Academic Career (continued)			
Within 20 working days of receiving results of standardized achievement tests or, if results not available in school year, within 20 working days of start of next school year	Education Code 60641; 5 CCR 863	AR 6162.51	Results of tests; test purpose, individual score and intended use
By October 15 for students in grade 12	Education Code 69432.9	AR 5121 AR 5125	Forwarding of student's grade point average to Cal Grant program; timeline to opt out
When child is enrolled or reenrolled in a licensed child care center or preschool	Health and Safety Code 1596.7996	AR 5148	Information on risks and effects of lead exposure, blood lead testing
When child is enrolled in kindergarten	Health and Safety Code 124100, 124105	AR 5141.32	Health screening examination
To students in grades 11-12, early enough to enable registration for fall test	5 CCR 11523	AR 6146.2	Notice of proficiency examination provided under Education Code 48412
To secondary students, if district receives Title I funds	20 USC 7908	AR 5125.1	Request that district not release student's name, address, and phone number to military recruiters without prior written consent

When to Notify	Education or Other Legal Code	Board Policy/ Administrative Regulation #	Subject
III. When Special Circumstances Occur			
In the event of a breach of security of district records, to affected persons	Civil Code 1798.29	BP 3580	Types of records affected, date of breach, description of incident, contact information for credit reporting agencies
Upon receipt of a complaint alleging discrimination	Education Code 262.3	AR 1312.3	Civil law remedies available to complainants
When determining whether an English learner should be reclassified as fluent English proficient	Education Code 313; 5 CCR 11303	AR 6174	Description of reclassification process, opportunity for parent/guardian to participate

When to Notify	Education or Other Legal Code	Board Policy/ Administrative Regulation #	Subject
III. When Special Circumstances Occur (continued)			
When student is identified as English learner and district receives Title I or Title III funds for English learner programs, not later than 30 days after beginning of school year or within two weeks of placement if identified during school year	Education Code 313.2, 440; 20 USC 6312	AR 6174	Reason for classification, level of English proficiency, identification as long-term English learner, description of program(s), option to decline program or choose alternate, option to remove student from program at any time, exit requirements of program
Prior to implementing alternative schedule	Education Code 46162	BP 6112	Public hearing on alternative schedule in secondary grades
When homeless or foster youth applies for enrollment in before/after school program	Education Code 8483	AR 5148.2	Right to priority enrollment; how to request priority enrollment
Before high school student attends specialized secondary program on a university campus	Education Code 17288	None	University campus buildings may not meet Education Code requirements for structural safety
At least 72 hours before use of pesticide product not included in annual list	Education Code 17612	AR 3514.2	Intended use of pesticide product
To members of athletic teams	Education Code 32221.5	AR 5143	Offer of insurance; no-cost and low-cost program options
Annually to parents/guardians of student athletes before they participate in competition	Education Code 33479.3	AR 6145.2	Information on sudden cardiac arrest
If school has lost its WASC accreditation status	Education Code 35178.4	BP 6190	Loss of status, potential consequences
When district has contracted for electronic products or services that disseminate advertising	Education Code 35182.5	BP 3312	Advertising will be used in the classroom or learning center
At least six months before implementing uniform policy	Education Code 35183	AR 5132	Dress code policy requiring schoolwide uniform
Before implementing a year-round schedule	Education Code 37616	BP 6117	Public hearing on year-round schedule
When interdistrict transfer is requested and not approved or denied within 30 days	Education Code 46601	AR 5117	Appeal process

When to Notify	Education or Other Legal Code	Board Policy/ Administrative Regulation #	Subject
III. When Special Circumstances Occur (continued)			
Before early entry to transitional kindergarten or kindergarten, if early entry offered	Education Code 48000	AR 5111 AR 6170.1	Effects, advantages and disadvantages of early entry
When student identified as being at risk of retention	Education Code 48070.5	AR 5123	Student at risk of retention
When student excluded due to quarantine, contagious or infectious disease, danger to safety or health	Education Code 48213	AR 5112.2	Student has been excluded from school
Before already admitted student is excluded for lack of immunization	Education Code 48216; 17 CCR 6040	AR 5141.31	Need to submit evidence of immunization or exemption within 10 school days; referral to medical care
When a student is classified as truant	Education Code 48260.5, 48262	AR 5113.1	Truancy, parental obligation, availability of alternative programs, student consequences, need for conference
When a truant is referred to a SARB or probation department	Education Code 48263	AR 5113.1	Name and address of SARB or probation department and reason for referral
When student requests to voluntarily transfer to continuation school	Education Code 48432.3	AR 6184	Copy of district policy and regulation on continuation education
Prior to involuntary transfer to continuation school	Education Code 48432.5	AR 6184	Right to request meeting prior to involuntary transfer to continuation school
To person holding educational rights, prior to recommending placement of foster youth outside school of origin	Education Code 48853.5	AR 6173.1	Basis for the placement recommendation
When student is removed from class and teacher requires parental attendance at school	Education Code 48900.1	AR 5144.4	Parental attendance required; timeline for attendance
Prior to withholding grades, diplomas, or transcripts	Education Code 48904	AR 5125.2	Damaged school property
When withholding grades, diplomas or transcripts from transferring student	Education Code 48904.3	AR 5125.2	Next school will continue withholding grades, diplomas, or transcripts

When to Notify	Education or Other Legal Code	Board Policy/ Administrative Regulation #	Subject
III. When Special Circumstances Occur (continued)			
When student is released to peace officer	Education Code 48906	BP 5145.11	Release of student to peace officer for the purpose of removing minor from school, unless taken into custody as victim of suspected child abuse
At time of suspension	Education Code 48911	BP 5144.1 AR 5144.1	Notice of suspension
When original period of suspension is extended	Education Code 48911	AR 5144.1	Extension of suspension
At the time a student is assigned to a supervised suspension classroom	Education Code 48911.1	AR 5144.1	The student's assignment to a supervised suspension classroom
Before holding a closed session re: suspension	Education Code 48912	AR 5144.1	Intent to hold a closed session re: suspension
When student expelled from another district for certain acts seeks admission	Education Code 48915.1, 48918	BP 5119	Hearing re: possible danger presented by expelled student
When readmission is denied	Education Code 48916	AR 5144.1	Reasons for denial; determination of assigned program
When expulsion occurs	Education Code 48916	AR 5144.1	Readmission procedures
At least 10 calendar days before expulsion hearing	Education Code 48918	AR 5144.1	Notice of expulsion hearing
When expulsion or suspension of expulsion occurs	Education Code 48918	AR 5144.1	Decision to expel; right to appeal to county board; obligation to inform new district of status
Before involuntary transfer of student convicted of certain crime when victim is enrolled at same school	Education Code 48929, 48980	BP 5116.2	Right to request a meeting with principal or designee
One month before the scheduled minimum day	Education Code 48980	BP 6111	When minimum days are scheduled after beginning of the school year
When parents/guardians request guidelines for filing complaint of child abuse at a school site	Education Code 48987	AR 5141.4	Guidelines for filing complaint of child abuse at a school site with local child protective agencies
When student in danger of failing a course	Education Code 49067	AR 5121	Student in danger of failing a course

When to Notify	Education or Other Legal Code	Board Policy/ Administrative Regulation #	Subject
III. When Special Circumstances Occur (continued)			
When student transfers from another district or private school into the district	Education Code 49068	AR 5125	Right to receive copy of student's record and a hearing to challenge content of student's record
When parent/guardian's challenge of student record is denied and parent/guardian appeals	Education Code 49070	AR 5125.3	If board sustains allegations, the correction or destruction of record; if denied, right to submit written objection
When district is considering program to gather safety-related information from students' social media activity	Education Code 49073.6	BP 5125	Opportunity for input on proposed program
When district adopts program to gather information from students' social media activity, and annually thereafter	Education Code 49073.6	AR 5125	Information is being gathered, access to records, process for removal or corrections, destruction of records
Within 24 hours of release of information to a judge or probation officer	Education Code 49076	AR 5125	Release of student record to a judge or probation officer for conducting truancy mediation program or for presenting evidence at a truancy petition
Before release of information pursuant to court order or subpoena	Education Code 49077	AR 5125	Release of information pursuant to court order or subpoena
When screening results in suspicion that student has scoliosis	Education Code 49452.5	AR 5141.3	Scoliosis screening
When test results in discovery of visual or hearing defects	Education Code 49456; 17 CCR 2951	AR 5141.3	Vision or hearing test results
Within 10 days of negative balance in meal account	Education Code 49557.5	AR 3551	Negative balance in meal account; encouragement to apply for free or reduced-price meals
Annually to parents/guardians of student athletes before their first practice or competition	Education Code 49475	AR 6145.2	Information on concussions and head injuries
Annually to parents/guardians of student athletes	Education Code 49476	AR 6145.2	Opioid fact sheet

When to Notify	Education or Other Legal Code	Board Policy/ Administrative Regulation #	Subject
III. When Special Circumstances Occur (continued)			
Within 30 days of foster youth, homeless youth, former juvenile court school student, child of military family, or migrant student being transferred after second year of high school, or immigrant student enrolled in newcomer program in grades 11-12	Education Code 51225.1	BP 6146.1 AR 6173 AR 6173.1 AR 6173.3 AR 6175	Exemption from local graduation requirements, effect on college admission, option for fifth year of high school, transfer opportunities through California Community Colleges
Before any test/survey questioning personal beliefs	Education Code 51513	AR 5022	Permission for test, survey questioning personal beliefs
At least 14 days before HIV prevention or sexual health instruction, if arrangement made for guest speaker after beginning of school year	Education Code 51938	AR 6142.1	Instruction in HIV prevention or sexual health by guest speaker or outside consultant
Prior to administering survey regarding health risks and behaviors to students in 7-12	Education Code 51938	AR 5022	Notice that the survey will be administered
Within 30 calendar days of receipt of results of assessment or reassessment of English proficiency	Education Code 52164.1, 52164.3; 5 CCR 11511.5	AR 6174	Results of state test of English proficiency
When migrant education program is established	Education Code 54444.2	BP 6175 AR 6175	Parent advisory council membership composition
When child participates in licensed child care and development program	Health and Safety Code 1596.857; 22 CCR 101218.1	AR 5148	Parent/guardian right to enter and inspect facility and other rights as specified
When a licensed child care center has a building constructed before January 1, 2010 and has drinking water tested for lead	Health and Safety Code 1597.16	AR 5148	The requirement to test the facility, and the results of the test
When district receives Tobacco-Use Prevention Education Funds	Health and Safety Code 104420	AR 3513.3	The district's tobacco-free schools policy and enforcement procedures
When testing by community water system finds presence of lead exceeding specified level	Health and Safety Code 116277	AR 3514	Elevated lead level at school

When to Notify	Education or Other Legal Code	Board Policy/ Administrative Regulation #	Subject
III. When Special Circumstances Occur (continued)			
When sharing student immunization information with an immunization system	Health and Safety Code 120440	AR 5125	Types of information to be shared, name and address of agency, acceptable use of the information, right to examine, right to refuse to share
At least 14 days prior to sex offender coming on campus as volunteer	Penal Code 626.81	AR 1240 BP 1250	Dates and times permission granted; obtaining information from law enforcement
When hearing is requested by person asked to leave	Penal Code 627.5	AR 3515.2	Notice of hearing
When responding to complaint re: discrimination, special education, or noncompliance with law	5 CCR 4631	AR 1312.3	Findings, disposition of complaint, any corrective actions, appeal rights and procedures
When child participates in licensed child care and development program	5 CCR 18066	AR 5148	Policies regarding excused and unexcused absences
Within 30 days of application for subsidized child care or preschool services	5 CCR 18094, 18118	AR 5148 AR 5148.3	Approval or denial of services
At least 14 days before change in service or other intended action, upon recertification or update of application for child care or preschool services	5 CCR 18095, 18119	AR 5148 AR 5148.3	Any change in service, such as in fees, amount of service, termination of service
Upon child's enrollment in child care program	5 CCR 18114	AR 5148	Policy on fee collection
When payment of child care fees is seven days late	5 CCR 18114	AR 5148	Notice of delinquent fees
When district substantively changes policy on student privacy rights	20 USC 1232h	AR 5022	Notice of any substantive change in policy or regulation
For districts receiving Title I funds, when child has been assigned or taught for four or more consecutive weeks by a teacher who does not meet state certification requirements for the grade level/subject taught	20 USC 6312	AR 4112.2	Timely notice to parent/ guardian of child's assignment

When to Notify	Education or Other Legal Code	Board Policy/ Administrative Regulation #	Subject
III. When Special Circumstances Occur (continued)			
For districts receiving Title I funds, not later than 30 days after beginning of school year, to parents/guardians of English learners	20 USC 6312	AR 6174	Reasons for placement, level of proficiency, instructional methods, how program meets child's strengths and teaches English, exit requirements, right to choose other program
For schools receiving Title I funds, upon development of parent involvement policy	20 USC 6318	AR 6020	Notice of policy
When district receives Impact Aid funds for students residing on Indian lands, to parents/guardians of Indian children	20 USC 7704; 34 CFR 222.94	AR 3231	Relevant applications, evaluations, program plans, information about district's general educational program; opportunity to submit comments
When household is selected for verification of eligibility for free or reduced-price meals	42 USC 1758; 7 CFR 245.6a	AR 3553	Need to submit verification information; any subsequent change in benefits; appeals
When student is homeless or unaccompanied minor	42 USC 11432; Education Code 48852.5	AR 6173	Educational and related opportunities; transportation services; placement decision and right to appeal; duties of district liaison; public notice
When student transfers out of state and records are disclosed without consent pursuant to 34 CFR 99.30	34 CFR 99.34	AR 5125	Right to receive records and an opportunity for hearing upon request
When student complains of sexual harassment	34 CFR 106.44, 106.45	AR 5145.7	Right to file formal complaint, availability of supportive measures, notice of process, reason for dismissal of complaint if applicable
When district receives federal funding assistance for nutrition program	USDA FNS Instruction 113-1	BP 3555	Rights and responsibilities, nondiscrimination policy, complaint procedures

When to Notify	Education or Other Legal Code	Board Policy/ Administrative Regulation #	Subject
IV. Special Education Notices			
Prior to conducting initial evaluation	Education Code 56301, 56321, 56321.5, 56321.6, 56329; 20 USC 1415(d); 34 CFR 300.502, 300.503	BP 6159.1 AR 6159.1 AR 6164.4	Proposed evaluation plan, related parental rights, prior written notice, procedural safeguards
Before functional behavioral assessment begins	Education Code 56321	AR 6159.4	Notification and consent
24 hours before IEP when district intending to record	Education Code 56341.1	AR 6159	Intention to audio-record IEP meeting
Early enough to ensure opportunity for parent/ guardian to attend IEP meeting	Education Code 56341.5; 34 CFR 300.322	AR 6159	Time, purpose, location, who will attend, participation of others with special knowledge, transition statements if appropriate
When parent/guardian orally requests review of IEP	Education Code 56343.5	AR 6159	Need for written request
Within one school day of emergency intervention or serious property damage	Education Code 56521.1	AR 6159.4	Emergency intervention
Whenever there is a proposal or refusal to initiate or change the identification, evaluation, placement, or FAPE, including when parent/guardian revokes consent for services	20 USC 1415(c); 34 CFR 300.300, 300.503	AR 6159 AR 6159.1	Prior written notice
Upon filing of state complaint	20 USC 1415(d); 34 CFR 300.504	AR 6159.1	Procedural safeguards notice
When disciplinary measures are taken or change in placement	20 USC 1415(k); 34 CFR 300.530	AR 5144.2	Decision and procedural safeguards notice
Upon requesting a due process hearing	20 USC 1415(k); 34 CFR 300.508	AR 6159.1	Student's name, address, school, description of problem, proposed resolution
Eligibility for services 504	34 CFR 104.32, 104.36	AR 6164.6	District responsibilities, district under Section actions, procedural safeguards

When to Notify	Education or Other Legal Code	Board Policy/ Administrative Regulation #	Subject
V. Classroom/Facility Notices			
In all district schools and offices, including staff lounges and student government meeting rooms	Education Code 234.1	AR 1312.3	Uniform complaint procedures board policy and administrative regulation
In each classroom used for license-exempt California State Preschool Program	Education Code 8212	AR 1312.3 E 1312.3	Health and safety requirements for preschool programs; where to get complaint form
In each classroom in each school	Education Code 35186	AR 1312.4 E 1312.4	Complaints subject to Williams uniform complaint procedures
In a licensed child care and development center at a location accessible to parents/guardians	Health and Safety Code 1596.857	AR 5148	Parent/guardian right to inspect, prohibition against retaliation, right to file complaint; registered sex offender database available to public; review licensing reports of facility visits and substantiated complaints against facility

Policy Reference Disclaimer:

These references are not intended to be part of the policy itself, nor do they indicate the basis or authority for the board to enact this policy. Instead, they are provided as additional resources for those interested in the subject matter of the policy.

State	Description
17 CCR 2950-2951	Hearing tests
17 CCR 6000-6075	School attendance immunization requirements
5 CCR 11303	Reclassification of English learners
5 CCR 11511.5	English language proficiency assessment; test results
5 CCR 11523	Notice of proficiency examinations
5 CCR 18066	Child care policies regarding excused and unexcused absences
5 CCR 18094-18095	Notice of Action; child care services
5 CCR 18114	Notice of delinquent fees; child care services
5 CCR 18118-18119	Notice of Action; child care services
5 CCR 3052	Behavioral intervention
5 CCR 4622	Uniform complaint procedures
5 CCR 4631	Uniform complaint procedures; notification of decision and right to appeal

5 CCR 4702	Student transfer from school identified under Open Enrollment Act
5 CCR 4917	Notification of sexual harassment policy
5 CCR 852	Exemptions from state assessments
5 CCR 863	Reports of state assessment results
22 CCR 101218.1	Child care licensing; parent/guardian rights
Civ. Code 1798.29	District records, specifically - breach of security
Ed. Code 17288	Building standards for university campuses
Ed. Code 17611.5-17612	Notification of pesticide use
Ed. Code 221.5	Equal opportunity
Ed. Code 231.5	Sexual harassment policy
Ed. Code 234.1	Student protections relating to discrimination, harassment, intimidation, and bullying
Ed. Code 234.7	Student protections relating to immigration and citizenship status
Ed. Code 262.3	Appeals for discrimination complaints; information regarding availability of civil remedies
Ed. Code 310	Language acquisition programs
Ed. Code 313	Reclassification of English learners, parental consultation
Ed. Code 313.2	Long-term English learner, notification
Ed. Code 8212	Health and safety requirement for preschool programs; complaint forms
Ed. Code 32221.5	Insurance for athletic team members
Ed. Code 32255-32255.6	Student's right to refrain from harmful or destructive use of animals
Ed. Code 32390	Voluntary program for fingerprinting students
Ed. Code 33479-33479.9	The Eric Paredes Sudden Cardiac Arrest Prevention Act
Ed. Code 35160.5	Extracurricular and cocurricular activities
Ed. Code 35178.4	Notice of accreditation status
Ed. Code 35182.5	Advertising in the classroom
Ed. Code 35183	School dress code; uniforms
Ed. Code 35186	Complaints concerning deficiencies in instructional materials and facilities
Ed. Code 35211	Driver training; district insurance, parent/guardian liability
Ed. Code 35256	School Accountability Report Card
Ed. Code 35258	School Accountability Report Card
Ed. Code 35291	Rules for student discipline

Ed. Code 37616	Consultation regarding year-round schedule
Ed. Code 39831.5	School bus rider rules and information
Ed. Code 440	English language proficiency assessment; instruction in English language development
Ed. Code 44050	Employee code of conduct; interaction with students
Ed. Code 44808.5	Permission to leave school grounds
Ed. Code 46010.1	Notice regarding excuse to obtain confidential medical services
Ed. Code 46014	Regulations regarding absences for religious purposes
Ed. Code 46162	Alternative schedule for junior high and high school; public hearing with notice
Ed. Code 46600-46611	Interdistrict attendance agreements
Ed. Code 48000	Minimum age of admission
Ed. Code 48070.5	Promotion and retention of students
Ed. Code 48204	Residency requirements
Ed. Code 48205	Absence for personal reasons
Ed. Code 48206.3	Students with temporary disabilities; individual instruction; definitions
Ed. Code 48207-48208	Students with temporary disabilities in hospitals
Ed. Code 48213	Prior notice of exclusion from attendance
Ed. Code 48216	Immunization
Ed. Code 48260.5	Notice regarding truancy
Ed. Code 48262	Need for parent conference regarding truancy
Ed. Code 48263	Referral to school attendance review board or probation department
Ed. Code 48301	Interdistrict transfers
Ed. Code 48350-48361	Open Enrollment Act
Ed. Code 48354	Option to transfer from school identified under Open Enrollment Act
Ed. Code 48357	Status of application for transfer from school identified under Open Enrollment Act
Ed. Code 48412	Certificate of proficiency
Ed. Code 48432.3	Voluntary enrollment in continuation education
Ed. Code 48432.5	Involuntary transfers of students
Ed. Code 48850-48859	Education of foster youth and homeless students
Ed. Code 48900.1	Parental attendance required after suspension
Ed. Code 48904	Liability of parent/guardian for willful student misconduct

Ed. Code 48904.3	Withholding grades, diplomas, or transcripts
Ed. Code 48906	Notification of release of student to peace officer
Ed. Code 48911	Notification in case of suspension
Ed. Code 48911.1	Assignment to supervised suspension classroom
Ed. Code 48912	Closed sessions; consideration of suspension
Ed. Code 48915.1	Expelled students; enrollment in another district
Ed. Code 48916	Readmission procedures
Ed. Code 48918	Rules governing expulsion procedures
Ed. Code 48929	Transfer of student convicted of violent felony or misdemeanor
Ed. Code 48980	Required notification at beginning of term
Ed. Code 48980.3	Notification of pesticide use
Ed. Code 48981	Time and means of notification
Ed. Code 48982	Parent signature acknowledging receipt of notice
Ed. Code 48983	Contents of notice
Ed. Code 48984	Activities prohibited unless notice given
Ed. Code 48985	Notices to parents in language other than English
Ed. Code 48987	Child abuse information
Ed. Code 49013	Use of uniform complaint procedures for complaints regarding student fees
Ed. Code 49063	Notification of parental rights
Ed. Code 49067	Student evaluation; student in danger of failing course
Ed. Code 49068	Transfer of permanent enrollment and scholarship record
Ed. Code 49069	Absolute right to access
Ed. Code 49070	Challenging content of student record
Ed. Code 49073	Release of directory information
Ed. Code 49073.6	Student records; social media
Ed. Code 49076	Access to student records
Ed. Code 49077	Access to information concerning a student in compliance with court order
Ed. Code 49403	Cooperation in control of communicable disease and immunizations
Ed. Code 49423	Administration of prescribed medication for student
Ed. Code 49451	Physical examinations: parent's refusal to consent
Ed. Code 49452.5	Screening for scoliosis
Ed. Code 49452.7	Information on type 2 diabetes

Ed. Code 49452.8	Oral health assessment
Ed. Code 49456	Results of vision or hearing test
Ed. Code 49471-49472	Insurance
Ed. Code 49475	Student athletes; concussions and head injuries
Ed. Code 49480	Continuing medication regimen for nonepisodic conditions
Ed. Code 49510-49520	Duffy-Moscone Family Nutrition Education and Services Act of 1970
Ed. Code 49557.5	Child Hunger Prevention and Fair Treatment Act of 2017; notice of negative balance in meal account
Ed. Code 51225.1	Exemption from district graduation requirements
Ed. Code 51225.2	Course credits; foster youth, homeless youth, former juvenile court school students and military-connected students
Ed. Code 51225.3	Graduation requirements; courses that satisfy college entrance criteria
Ed. Code 51225.8	Completion and submission of FAFSA and CADAA
Ed. Code 51229	Course of study for grades 7-12
Ed. Code 51513	Personal beliefs; privacy
Ed. Code 51938	HIV/AIDS and sexual health instruction
Ed. Code 52164	Language census
Ed. Code 52164.1	Census-taking methods; determination of primary language; assessment of language skills
Ed. Code 52164.3	Reassessment of English learners; notification of results
Ed. Code 54444.2	Migrant education programs; parent involvement
Ed. Code 56301	Child-find system; policies regarding written notification rights
Ed. Code 56321	Special education: proposed assessment plan
Ed. Code 56321.5-56321.6	Notice of parent rights pertaining to special education
Ed. Code 56329	Written notice of right to findings; independent assessment
Ed. Code 56341.1	Development of individualized education program; right to audio record meeting
Ed. Code 56341.5	Individualized education program team meetings
Ed. Code 56343.5	Individualized education program meetings
Ed. Code 56521.1	Behavioral intervention
Ed. Code 58501	Alternative schools; notice required prior to establishment
Ed. Code 60615	Exemption from state assessment
Ed. Code 60641	California Assessment of Student Performance and Progress
Ed. Code 69432.9	Submission of grade point average to Cal Grant program

Ed. Code 8483	Before/after school program; enrollment priorities
H&S Code 104420	Tobacco use prevention
H&S Code 104855	Availability of topical fluoride treatment
H&S Code 116277	Lead testing of school drinking water
H&S Code 120365-120375	Immunizations
H&S Code 120440	Sharing immunization information
H&S Code 124100-124105	Health screening and immunizations
H&S Code 1596.857	Right to enter child care facility
Pen. Code 626.81	Notice of permission granted to sex offender to volunteer on campus
Pen. Code 627.5	Hearing request following denial or revocation of registration
Federal	Description
20 USC 1232g	Family Educational Rights and Privacy Act (FERPA) of 1974
20 USC 1232h	Privacy rights
20 USC 1415	Procedural safeguards
20 USC 6311	State plan
20 USC 6312	Local educational agency plan
20 USC 6318	Parent and family engagement
20 USC 7908	Armed forces recruiter access to students
34 CFR 104.32	District responsibility to provide free appropriate public education
34 CFR 104.36	Procedural safeguards
34 CFR 104.8	Nondiscrimination
34 CFR 106.9	Notification of nondiscrimination on basis of sex
34 CFR 200.48	Teacher qualifications
34 CFR 300.300	Parent consent for special education evaluation
34 CFR 300.322	Parent participation in IEP team meetings
34 CFR 300.502	Independent educational evaluation of student with disability
34 CFR 300.503	Prior written notice regarding identification, evaluation, or placement of student with disability
34 CFR 300.504	Procedural safeguards notice for students with disabilities
34 CFR 300.508	Due process complaint
34 CFR 300.530	Discipline procedures
34 CFR 99.30	Disclosure of personally identifiable information
34 CFR 99.34	Student records, disclosure to other educational agencies
34 CFR 99.37	Disclosure of directory information

34 CFR 99.7	Student records, annual notification
40 CFR 763.84	Asbestos inspections, response actions and post-response actions
40 CFR 763.93	Asbestos management plans
42 USC 11431-11435	McKinney-Vento Homeless Assistance Act
42 USC 1758	Child nutrition programs
7 CFR 245.5	Eligibility criteria for free and reduced-price meals
7 CFR 245.6a	Verification of eligibility for free and reduced-price meals
Management Resources	Description
U.S. Department of Agriculture Publication	Civil Rights Compliance and Enforcement -- Nutrition Programs and Services, FNS Instruction 113-1, 2005
U.S. Department of Agriculture Publication	Unpaid Meal Charges: Guidance and Q&A, SP 23-2017, March 2017
Website	U.S. Department of Agriculture, Food and Nutrition Service

Cross References

Code	Description
0410	Nondiscrimination In District Programs And Activities
0460	Local Control And Accountability Plan
0460	Local Control And Accountability Plan
0510	School Accountability Report Card
1240	Volunteer Assistance
1240	Volunteer Assistance
1312.3	Uniform Complaint Procedures
1312.3	Uniform Complaint Procedures
1312.3-E(1)	Uniform Complaint Procedures
1312.3-E(2)	Uniform Complaint Procedures
3231	Impact Aid
3260	Fees And Charges
3260	Fees And Charges
3312	Contracts
3513.3	Tobacco-Free Schools
3513.3	Tobacco-Free Schools
3514	Environmental Safety
3514	Environmental Safety
3514.2	Integrated Pest Management

3515.5	Sex Offender Notification
3515.5	Sex Offender Notification
3543	Transportation Safety And Emergencies
3551	Food Service Operations/Cafeteria Fund
3551	Food Service Operations/Cafeteria Fund
3553	Free And Reduced Price Meals
3553	Free And Reduced Price Meals
3555	Nutrition Program Compliance
3555-E(1)	Nutrition Program Compliance
3580	District Records
3580	District Records
4112.2	Certification
4112.2	Certification
4219.21	Professional Standards
4219.21-E(1)	Professional Standards
4222	Teacher Aides/Paraprofessionals
4222	Teacher Aides/Paraprofessionals
4319.21	Professional Standards
4319.21-E(1)	Professional Standards
5000	Concepts And Roles
5020	Parent Rights And Responsibilities
5020	Parent Rights And Responsibilities
5022	Student And Family Privacy Rights
5022	Student And Family Privacy Rights
5030	Student Wellness
5111	Admission
5111	Admission
5111.1	District Residency
5111.1	District Residency
5112.2	Exclusions From Attendance
5112.5	Open/Closed Campus
5113	Absences And Excuses
5113	Absences And Excuses
5113.1	Chronic Absence And Truancy

5113.1	Chronic Absence And Truancy
5116.1	Intradistrict Open Enrollment
5116.1	Intradistrict Open Enrollment
5116.2	Involuntary Student Transfers
5117	Interdistrict Attendance
5117	Interdistrict Attendance
5119	Students Expelled From Other Districts
5123	Promotion/Acceleration/Retention
5123	Promotion/Acceleration/Retention
5125	Student Records
5125	Student Records
5125.1	Release Of Directory Information
5125.1	Release Of Directory Information
5125.1-E(1)	Release Of Directory Information
5125.2	Withholding Grades, Diploma Or Transcripts
5125.3	Challenging Student Records
5131.61	Drug Testing
5132	Dress And Grooming
5132	Dress And Grooming
5141.21	Administering Medication And Monitoring Health Conditions
5141.21	Administering Medication And Monitoring Health Conditions
5141.3	Health Examinations
5141.3	Health Examinations
5141.31	Immunizations
5141.31	Immunizations
5141.32	Health Screening For School Entry
5141.6	School Health Services
5141.6	School Health Services
5142.1	Identification And Reporting Of Missing Children
5143	Insurance
5143	Insurance
5144	Discipline
5144	Discipline
5144.1	Suspension And Expulsion/Due Process

5144.1	Suspension And Expulsion/Due Process
5144.2	Suspension And Expulsion/Due Process (Students With Disabilities)
5144.4	Required Parental Attendance
5144.4	Required Parental Attendance
5145.12	Search And Seizure
5145.12	Search And Seizure
5145.7	Sexual Harassment
5145.7	Sexual Harassment
5145.8	Refusal To Harm Or Destroy Animals
5146	Married/Pregnant/Parenting Students
5148	Child Care And Development
5148	Child Care And Development
5148.2	Before/After School Programs
5148.2	Before/After School Programs
5148.3	Preschool/Early Childhood Education
5148.3	Preschool/Early Childhood Education
6020	Parent Involvement
6020	Parent Involvement
6111	School Calendar
6112	School Day (BP and AR)
6117	Year-Round Schedules
6142.1	Sexual Health And HIV/AIDS Prevention Instruction
6142.1	Sexual Health And HIV/AIDS Prevention Instruction
6142.2	World Language Instruction
6142.2	World Language Instruction
6143	Courses Of Study
6143	Courses Of Study
6145.2	Athletic Competition
6145.2	Athletic Competition
6146.1	High School Graduation Requirements
6146.1	High School Graduation Requirements
6146.2	Certificate Of Proficiency/High School Equivalency
6146.2	Certificate Of Proficiency/High School Equivalency

6146.2-E(1)	Certificate Of Proficiency/High School Equivalency
6154	Homework/Makeup Work
6159	Individualized Education Program
6159	Individualized Education Program
6159.1	Procedural Safeguards And Complaints For Special Education
6159.1	Procedural Safeguards And Complaints For Special Education
6159.4	Behavioral Interventions For Special Education Students
6162.51	State Academic Achievement Tests
6162.51	State Academic Achievement Tests
6162.8	Research
6162.8	Research
6164.2	Guidance/Counseling Services
6164.4	Identification And Evaluation Of Individuals For Special Education
6164.4	Identification And Evaluation Of Individuals For Special Education
6164.6	Identification And Education Under Section 504
6164.6	Identification And Education Under Section 504
6170.1	Transitional Kindergarten (BP)
6173	Education For Homeless Children
6173	Education For Homeless Children
6173-E(1)	Education For Homeless Children
6173-E(2)	Education For Homeless Children
6173.1	Education For Foster Youth
6173.1	Education For Foster Youth
6173.3	Education For Juvenile Court School Students
6175	Migrant Education Program
6175	Migrant Education Program
6178	Career Technical Education
6178	Career Technical Education
6181	Alternative Schools/Programs Of Choice
6181	Alternative Schools/Programs Of Choice
6183	Home And Hospital Instruction
6184	Continuation Education

6184	Continuation Education
6190	Evaluation Of The Instructional Program
9310	Board Policies

Exhibit
version:

CSBA POLICY MANUAL UPDATE
March 2022

Policy 6173: Education For Homeless Children

Status: ADOPTED

Original Adopted Date: 07/01/2005 | **Last Revised Date:** 03/2022 | **Last Reviewed Date:** 03/2022

The Governing Board believes that the identification of homeless students is critical to improving the educational outcomes of such students and ensuring that homeless students have access to the same free and appropriate public education provided to other students within the district. The district shall provide homeless students with access to education and other services necessary for such students to meet the same challenging academic standards as other students.

When there are at least 15 homeless students in the district or a district school, the district's local control and accountability plan (LCAP) shall include goals and specific actions to improve student achievement and other outcomes of homeless students. (Education Code 52052, 52060, 52064)

The Superintendent or designee shall regularly review and recommend updates to district policies to ensure removal of any barriers to the education of homeless students and unaccompanied youth. Any such review shall address identification, enrollment, and retention of such students, including those barriers that are due to absences or outstanding fees or fines. (42 USC 11432)

The Superintendent or designee shall designate an appropriate staff person to serve as a liaison for homeless children and youths. The district liaison for homeless students shall fulfill the duties specified in 42 USC 11432 to assist in identifying and supporting homeless students to succeed in school.

The Superintendent or designee shall ensure that each district school identifies all homeless children and youths and unaccompanied youths enrolled at the school. (Education Code 48851)

To ensure easy identification of homeless students, the Superintendent or designee shall annually administer a housing questionnaire developed by the California Department of Education (CDE) to all parents/guardians of students and all unaccompanied youths. (Education Code 48851)

If the primary language of a student's parent/guardian or an unaccompanied youth is not English, either the housing questionnaire shall be made available in the primary language of the student's parent/guardian or the unaccompanied youth pursuant to Education Code 48985, or an appropriate translation of the housing questionnaire shall be provided upon request of a student's parent/guardian or an unaccompanied youth. (Education Code 48851)

In addition, the Superintendent or designee shall ensure that the district liaison's contact information and other information on homelessness, including, but not limited to, information regarding the educational rights and resources available to persons experiencing homelessness, are posted on the district and school web sites as specified in the accompanying administrative regulation. (Education Code 48852.6) The Superintendent or designee shall ensure that placement decisions for homeless students are based on the student's best interest as defined in law and administrative regulation.

Each homeless student shall be provided services that are comparable to services offered to other students in the school, including, but not limited to, transportation, educational programs for which the student meets the eligibility criteria (such as federal Title I services or similar state or local programs, programs for students with disabilities, and educational programs for English learners), career and technical education programs, programs for gifted and talented students, and school nutrition programs. (42 USC 11432)

Homeless students shall not be segregated into a separate school or program based on their status as homeless and shall not be stigmatized in any way. However, the Superintendent or designee may

separate homeless students on school grounds as necessary for short periods of time for health and safety emergencies or to provide temporary, special, and supplementary services to meet the unique needs of homeless students. (42 USC 11432, 11433)

The Superintendent or designee shall ensure that information and/or materials for homeless students are provided in a manner and form understandable to the parents/guardians of homeless students and to unaccompanied youths.

Information about a homeless student's living situation shall be considered part of a student's educational record, subject to the Family Educational Rights and Privacy Act, shall not be deemed to be directory information as defined in 20 USC 1232g, and shall not be released without written consent. (42 USC 11432)

The Superintendent or designee shall coordinate with other agencies and entities to ensure that homeless children and youth are promptly identified, ensure that homeless students have access to and are in reasonable proximity to available education and related support services, and raise the awareness of school personnel and service providers of the effects of short-term stays in a shelter and other challenges associated with homelessness. Toward these ends, the Superintendent or designee shall collaborate with local social services agencies, other agencies or entities providing services to homeless children and youth, and, if applicable, transitional housing facilities. In addition, the Superintendent or designee shall coordinate transportation, transfer of school records, and other interdistrict activities with other local educational agencies. As necessary, the Superintendent or designee shall coordinate, within the district and with other involved local educational agencies, services for homeless students and services for students with disabilities. (42 USC 11432)

At least annually, the district liaison and other appropriate staff shall participate in professional development and other technical assistance activities to assist them in identifying and meeting the needs of homeless students. Such professional development and technical assistance shall include, but are not limited to, training on the definitions of terms related to homelessness, the signs of homelessness, the steps that should be taken once a potentially homeless student is identified, and how to connect homeless students with appropriate housing and service providers. (Education Code 48852.5; 42 USC 11432)

The Superintendent or designee shall report to CDE the number of homeless children and youths and unaccompanied youths enrolled in the district as identified from the housing questionnaire described above. (Education Code 48851)

At least annually, the Superintendent or designee shall report to the Board on the identification of and outcomes for homeless students, which may include, but are not limited to, the housing questionnaire responses, school attendance, student achievement test results, promotion and retention rates by grade level, graduation rates, suspension/expulsion rates, and other outcomes related to any goals and specific actions identified in the LCAP. Based on the evaluation data, the district shall revise its strategies as needed to more effectively identify and support the education of homeless students.

Policy Reference Disclaimer:

These references are not intended to be part of the policy itself, nor do they indicate the basis or authority for the board to enact this policy. Instead, they are provided as additional resources for those interested in the subject matter of the policy.

State	Description
5 CCR 4600-4670	Uniform complaint procedures
Ed. Code 39807.5	Payment of transportation costs by parents

Ed. Code 48850-48859	Education of students in foster care and students who are homeless, especially:
Ed. Code 48850	Academic achievement of students in foster care and homeless children
Ed. Code 48851	Identification of homeless children and youths and unaccompanied youths; housing questionnaire
Ed. Code 48851.5	Local educational agency liaison for homeless children and youths
Ed. Code 48852.5	Notice of educational rights of homeless students
Ed. Code 48852.6	Web site posting of information regarding homelessness
Ed. Code 48852.7	Education of homeless students; immediate enrollment
Ed. Code 48859	Definitions
Ed. Code 48915.5	Recommended expulsion, homeless student with disabilities
Ed. Code 48918.1	Notice of recommended expulsion
Ed. Code 48985	Notices to parents in language other than English
Ed. Code 51225.1-51225.3	Graduation requirements
Ed. Code 52052	Accountability; numerically significant student subgroups
Ed. Code 52060-52077	Local control and accountability plan
Federal	Description
20 USC 1087vv	Free Application for Federal Student Aid; definitions
20 USC 1232g	Family Educational Rights and Privacy Act (FERPA) of 1974
20 USC 1400-1482	Individuals with Disabilities Education Act
20 USC 6311	State plan
42 USC 11431-11435	McKinney-Vento Homeless Assistance Act
42 USC 12705	Cranston-Gonzalez National Affordable Housing Act; state and local strategies
Management Resources	Description
California Child Welfare Council	Partial Credit Model Policy and Practice Recommendations
California Department of Education Publication	2021-22 Federal Program Monitoring Instrument, May 2021
California Department of Education Publication	Homeless Education Dispute Resolution Process, March 2020
National Center for Homeless Education Publication	Homeless Liaison Toolkit, 2020
U.S. Department of Education Guidance	Education for Homeless Children and Youths Program, Non-Regulatory Guidance, August 2018
Website	California Community Colleges (https://www.cccco.edu)
Website	California Department of Education, Homeless Children and Youth Education

Website	California Interscholastic Federation (https://www.cifstate.org/landing/index)
Website	California State University (https://www.calstate.edu)
Website	National Center for Homeless Education at SERVE
Website	National Homelessness Law Center
Website	University of California (https://www.universityofcalifornia.edu)
Website	U.S. Department of Education - Education for Homeless Children and Youths Grants for State and Local Activities
Website	California Child Welfare Council (https://www.chhs.ca.gov/home/committees/california-child-welfare-council)

Cross References

Code	Description
0410	Nondiscrimination In District Programs And Activities
0415	Equity
0460	Local Control And Accountability Plan
0460	Local Control And Accountability Plan
0470	COVID-19 Mitigation Plan
0500	Accountability
1113	District And School Web Sites
1113	District And School Web Sites
1113-E(1)	District And School Web Sites
1312.3	Uniform Complaint Procedures
1312.3	Uniform Complaint Procedures
1312.3-E(1)	Uniform Complaint Procedures
1312.3-E(2)	Uniform Complaint Procedures
1400	Relations Between Other Governmental Agencies And The Schools
3250	Transportation Fees
3250	Transportation Fees
3260	Fees And Charges
3260	Fees And Charges
3515.4	Recovery For Property Loss Or Damage
3515.4	Recovery For Property Loss Or Damage
3541	Transportation Routes And Services

3550	Food Service/Child Nutrition Program
3550	Food Service/Child Nutrition Program
3553	Free And Reduced Price Meals
3553	Free And Reduced Price Meals
4131	Staff Development
4231	Staff Development
4331	Staff Development
5111	Admission
5111	Admission
5111.1	District Residency
5111.1	District Residency
5113.1	Chronic Absence And Truancy
5113.1	Chronic Absence And Truancy
5125	Student Records
5125	Student Records
5125.1	Release Of Directory Information
5125.1	Release Of Directory Information
5125.1-E(1)	Release Of Directory Information
5125.2	Withholding Grades, Diploma Or Transcripts
5132	Dress And Grooming
5132	Dress And Grooming
5141.26	Tuberculosis Testing
5141.31	Immunizations
5141.31	Immunizations
5141.32	Health Screening For School Entry
5141.6	School Health Services
5141.6	School Health Services
5144.1	Suspension And Expulsion/Due Process
5144.1	Suspension And Expulsion/Due Process
5144.2	Suspension And Expulsion/Due Process (Students With Disabilities)
5145.6	Parental Notifications
5145.6-E(1)	Parental Notifications
5148.2	Before/After School Programs

5148.2	Before/After School Programs
5148.3	Preschool/Early Childhood Education
5148.3	Preschool/Early Childhood Education
6011	Academic Standards
6143	Courses Of Study
6143	Courses Of Study
6145	Extracurricular and Cocurricular Activities (BP and AR)
6145.2	Athletic Competition
6145.2	Athletic Competition
6146.1	High School Graduation Requirements
6146.1	High School Graduation Requirements
6146.3	Reciprocity Of Academic Credit
6146.3	Reciprocity Of Academic Credit
6159	Individualized Education Program
6159	Individualized Education Program
6159.1	Procedural Safeguards And Complaints For Special Education
6159.1	Procedural Safeguards And Complaints For Special Education
6159.3	Appointment Of Surrogate Parent For Special Education Students
6159.3	Appointment Of Surrogate Parent For Special Education Students
6162.51	State Academic Achievement Tests
6162.51	State Academic Achievement Tests
6164.2	Guidance/Counseling Services
6171	Title I Programs
6171	Title I Programs
6172	Gifted And Talented Student Program
6172	Gifted And Talented Student Program
6173.1	Education For Foster Youth
6173.1	Education For Foster Youth
6174	Education For English Learners
6174	Education For English Learners
6177	Summer Learning Programs
6178	Career Technical Education

6178	Career Technical Education
6179	Supplemental Instruction
6190	Evaluation Of The Instructional Program

Policy
adopted:

CSBA POLICY MANUAL UPDATE
March 2022

Regulation 6173: Education For Homeless Children

Status: ADOPTED

Original Adopted Date: 12/01/2014 | **Last Revised Date:** 03/2022 | **Last Reviewed Date:** 03/2022

Definitions

Homeless students means students who lack a fixed, regular, and adequate nighttime residence and includes: (Education Code 48859; 42 USC 11434a)

1. Students who are sharing the housing of other persons due to loss of housing, economic hardship, or a similar reason; are living in motels, hotels, trailer parks, or camping grounds due to the lack of alternative adequate accommodations; are living in emergency or transitional shelters; or are abandoned in hospitals
2. Students who have a primary nighttime residence that is a public or private place not designed for or ordinarily used as regular sleeping accommodations for human beings
3. Students who are living in cars, parks, public spaces, abandoned buildings, substandard housing, bus or train stations, or similar settings
4. Migratory children who qualify as homeless because they are living in conditions described in items #1-3 above

Unaccompanied youth includes a homeless child or youth not in the physical custody of a parent or guardian. (Education Code 48859; 42 USC 11434a)

School of origin means the school that the homeless student attended when permanently housed or the school in which the student was last enrolled, including a preschool. If the school the homeless student attended when permanently housed is different from the school in which the student was last enrolled, or if there is some other school that the student attended within the preceding 15 months and with which the student is connected, the district liaison for homeless students shall determine, in consultation with and with the agreement of the homeless student and the person holding the right to make educational decisions for the student, and in the best interests of the homeless student, which school shall be deemed the school of origin. (Education Code 48852.7; 42 USC 11432)

Best interest means that, in making educational and school placement decisions for a homeless student, consideration is given to, among other factors, educational stability, the opportunity to be educated in the least restrictive educational setting necessary to achieve academic progress, and the student's access to academic resources, services, and extracurricular and enrichment activities that are available to all district students. (Education Code 48850, 48853; 42 USC 11432)

District Liaison

The Superintendent designates the following staff person as the district liaison for homeless students: (42 USC 11432)

Coordinator of Marshall Family Resource Center (MFRC)

2100 J Street

Eureka, CA 95501

(707) 441-2516

The district's liaison for homeless students shall: (Education Code 48851.5, 48852.5; 42 USC 11432)

1. Ensure that homeless students are identified by school personnel through outreach and coordination activities with other entities and agencies
2. Ensure that homeless students are enrolled in, and have a full and equal opportunity to succeed in, district schools
3. Ensure that homeless families and children and youth have access to and receive educational services for which they are eligible, including services through Head Start and Early Head Start programs, early intervention services under Part C of the federal Individuals with Disabilities Education Act, and other preschool programs administered by the district
4. Ensure that homeless families and students receive referrals to health care services, dental services, mental health and substance abuse services, housing services, and other appropriate services
5. Inform parents/guardians of the educational and related opportunities available to their children and ensure that they are provided with meaningful opportunities to participate in the education of their children
6. Disseminate public notice of the educational rights of homeless students in locations frequented by parents/guardians of homeless children and youth and by unaccompanied youth, including schools, shelters, public libraries, and hunger relief agencies (soup kitchens). The rights shall be presented in a manner and form understandable to the parents/guardians of homeless students and unaccompanied youth.
7. Mediate enrollment disputes in accordance with law and the section "Resolving Enrollment Disputes" below
8. Fully inform parents/guardians of homeless students and unaccompanied youth of all transportation services, including transportation to the school of origin, and assist them in accessing transportation to the school of choice
9. Ensure that school personnel providing services to homeless students, including principals and other school leaders, attendance supervisors, teachers, enrollment personnel, and specialized instructional support personnel, receive professional development and other support
10. Ensure that unaccompanied youth are enrolled in school, have opportunities to meet the same challenging state academic standards established for other students, and are informed of their status as independent students under 20 USC 1087vv and that they may receive assistance from the district liaison to receive verification of their independent student status for purposes of applying for federal student aid pursuant to 20 USC 1090
11. Coordinate and collaborate with state coordinators and community and school personnel responsible for the provision of education and related services to homeless students, including the collection and provision of comprehensive data to the state coordinator as required by law

In addition, when notified pursuant to Education Code 48918.1, the district liaison shall assist, facilitate, or represent a homeless student who is undergoing a disciplinary proceeding that could result in the student's expulsion. When notified pursuant to Education Code 48915.5, the district liaison shall participate in an individualized education program (IEP) team meeting to make a manifestation determination regarding the behavior of a student with a disability.

The Superintendent or designee shall inform homeless children and youth, their parents/guardians, school personnel, service providers, and advocates working with homeless families of the duties of the district's liaison. The Superintendent or designee shall also provide the name and contact information of the district's liaison to the California Department of Education (CDE) for publishing on CDE's web site. (42 USC 11432)

Enrollment

The district shall make placement decisions for homeless students based on the student's best interest. (42 USC 11432)

In determining the best interest of the student, the district shall consider student-centered factors related to the student's best interest, including factors related to the impact of mobility on achievement, education, health, and safety, giving priority to the request of the student's parent/guardian or, in the case of an unaccompanied youth, the youth. (42 USC 11432)

Such factors may include, but are not limited to, the age of the student, the distance of the commute and the impact it may have on the student's education, personal safety issues, the student's need for special instruction, the length of anticipated stay in the temporary shelter or other temporary location, likely area of future housing, school placement of siblings, and the time remaining in the school year.

However, placement decisions shall not be based on whether a homeless student lives with the student's homeless parent/guardian or has been temporarily placed elsewhere. (42 USC 11432)

In the case of an unaccompanied youth, the district liaison shall assist in placement or enrollment decisions, give priority to the views of the student, and provide notice to the student of the right to appeal. (42 USC 11432)

In determining a student's best interest, a homeless student shall, to the extent feasible, be placed in the school of origin, unless the student's parent/guardian or the unaccompanied youth requests otherwise. (Education Code 48852.7; 42 USC 11432)

Once a placement decision has been made, the principal or designee shall immediately enroll the student in the school of choice. The student shall be enrolled even if the student: (Education Code 48850, 48852.7; 42 USC 11432)

1. Has outstanding fees, fines, textbooks, or other items or monies due to the school last attended
2. Does not have clothing normally required by the school, such as school uniforms
3. Is unable to produce records normally required for enrollment, such as previous academic records, proof of residency, and records of immunization and other required health records
4. Has missed application or enrollment deadlines during any period of homelessness

The principal or designee shall immediately contact the school last attended by the student to obtain the relevant records. If the student needs to obtain immunizations or does not possess immunization or other required health records, the principal or designee shall immediately refer the parent/guardian to the district liaison for homeless students. The district liaison shall assist the parent/guardian, or the student if the student is an unaccompanied youth, in obtaining the necessary immunizations, screenings, or records for the student. (42 USC 11432)

If the student is placed at a school other than the school of origin or the school requested by the

student's parent/guardian or the student, if an unaccompanied youth, the Superintendent or designee shall provide the parent/guardian or the unaccompanied youth with a written explanation of the reasons for the decision, including why placement in the student's school of origin or requested school is not in the student's best interest, along with a statement regarding the right to appeal the placement decision. The written explanation shall be in a manner and form understandable to such parent/guardian or unaccompanied youth. (42 USC 11432)

At the point of any change or subsequent change in the residence of a homeless student, the student may continue attending the student's school of origin for the duration of the homelessness. (Education Code 48852.7; 42 USC 11432)

To ensure that the homeless student has the benefit of matriculating with the student's peers in accordance with the established feeder patterns, the following shall apply: (Education Code 48852.7; 42 USC 11432)

1. If the student is transitioning between grade levels, the student shall be allowed to continue in the same attendance area.
2. If the student is transitioning to a middle school or high school, and the school designated for matriculation is in another school district, the student shall be allowed to continue to the school designated for matriculation in that district.

If the student's status changes before the end of the school year so that the student is no longer homeless, the student shall be allowed to stay in the school of origin: (Education Code 48852.7)

1. Through the duration of the school year if the student is in grades K-8
2. Through graduation if the student is in high school

Resolving Enrollment Disputes

If a dispute arises over student eligibility, school selection, or enrollment in a particular school, the matter shall be referred to the district liaison, who shall carry out the dispute resolution process as expeditiously as possible. (42 USC 11432)

The parent/guardian or unaccompanied youth shall be provided with a written explanation of any decisions related to eligibility, school selection, or enrollment and of the right of the parent/guardian or unaccompanied youth to appeal such decisions. (42 USC 11432)

The written explanation shall include:

1. A description of the action proposed or refused by the district
2. An explanation of why the action is proposed or refused
3. A description of any other options the district considered and the reasons that any other options were rejected
4. A description of any other factors relevant to the district's decision and information related to the eligibility or best interest determination including the facts, witnesses, and evidence relied upon and their sources
5. Appropriate timelines to ensure any relevant deadlines are not missed
6. Contact information for the district liaison and state coordinator, and a brief description of those roles

The written explanation shall be complete, as brief as possible, simply stated, and provided in language that the parent/guardian or student can understand.

The district liaison may use an informal process as an alternative to formal dispute resolution procedures, provided that the parents/guardians or unaccompanied youth have access to the more formal process if informal resolution is not successful in resolving the matter.

In working with a student's parents/guardians or unaccompanied youth to resolve an enrollment dispute, the district liaison shall:

1. Inform them that they may provide written and/or oral documentation to support their position
2. Inform them that they may seek the assistance of social services, advocates, and/or service providers in having the dispute resolved
3. Provide them a simple form that they may use and turn in to the school to initiate the dispute resolution process
4. Provide them a copy of the dispute form they submit for their records
5. Provide them the outcome of the dispute for their records

When a student's parent/guardian or an unaccompanied youth involved in the enrollment dispute is an English learner, Items #1-5 shall be provided either in the native language of the parent/guardian or unaccompanied youth or through an interpreter, and any additional support needed because of a disability of that parent/guardian or unaccompanied youth shall be made available without a charge.

If a parent/guardian or unaccompanied youth disagrees with the district liaison's enrollment decision, the decision may be appealed to the Superintendent. The Superintendent shall make a determination within five working days.

If the parent/guardian chooses to appeal the district's placement decision, the district liaison shall forward all written documentation and related paperwork to the liaison for homeless students at the county office of education.

Pending final resolution of the dispute, including all available appeals, the student shall be immediately enrolled in the school in which enrollment is sought and shall be allowed to attend classes and participate fully in school activities. (42 USC 11432, 11434a)

Transportation

The district shall provide transportation for a homeless student to and from the student's school of origin when the student is residing within the district and the parent/guardian, or the district liaison in the case of an unaccompanied youth, requests that such transportation be provided. If the student moves outside of district boundaries, but continues to attend the student's school of origin within this district, the Superintendent or designee shall consult with the superintendent of the district in which the student is now residing to agree upon a method to apportion the responsibility and costs of the transportation. (42 USC 11432)

The district shall not be obligated to provide transportation to students who continue attending their school of origin after they cease to be homeless, unless the formerly homeless student has an IEP that includes transportation as a necessary related service for the student. (Education Code 48852.7)

Transfer of Coursework and Credits

When a homeless student transfers into a district school, the district shall accept and issue full credit for any coursework that the student has satisfactorily completed while attending another public school, a juvenile court school, a charter school, a school in a country other than the United States, or a nonpublic, nonsectarian school and shall not require the student to retake the course. (Education Code 51225.2)

If the homeless student did not complete the entire course, the student shall be issued partial credit for the coursework completed and shall be required to take the portion of the course that the student did not complete at the previous school. However, the district may require the student to retake the portion of the course completed if, in consultation with the holder of educational rights for the student, the district finds that the student is reasonably able to complete the requirements in time to graduate from high school. Whenever partial credit is issued to a homeless student in any particular course, the student shall be enrolled in the same or equivalent course, if applicable, so that the student may continue and complete the entire course. (Education Code 51225.2)

Partial credits shall be awarded on the basis of 0.5 credits for every seven class periods attended per subject. If the school is on a block schedule, each block schedule class period attended shall be equal to two regular class periods per subject. Partial credits and grades earned by a student shall be included on the student's official transcript within two business days of the district's notification of the student's transfer, as required under Education Code 49069.5.

In no event shall the district prevent a homeless student from taking or retaking a course to meet the eligibility requirements for admission to the California State University or the University of California. (Education Code 51225.2)

Applicability of Graduation Requirements

To obtain a high school diploma, a homeless student shall complete all courses required by Education Code 51225.3 and fulfill any additional graduation requirements established by the Governing Board.

However, when a homeless student who has completed the second year of high school transfers into the district from another school district or transfers between high schools within the district, the student shall be exempted from all district-adopted coursework and other district-established graduation requirements, unless the district makes a finding that the student is reasonably able to complete the additional requirements in time to graduate from high school by the end of the fourth year of high school. Within 30 calendar days of the homeless student's transfer, the Superintendent or designee shall notify the student, the person holding the right to make educational decisions for the student, and the district liaison for homeless students of the availability of the exemption and whether the student qualifies for it. If the Superintendent or designee fails to provide this notification, the student shall be eligible for the exemption once notified, even if the notification occurs after the student is no longer homeless. (Education Code 51225.1)

To determine whether a homeless student is in the third or fourth year of high school, the district shall use either the number of credits the student has earned as of the date of the transfer or the length of the student's school enrollment, whichever qualifies the student for the exemption. (Education Code 51225.1)

The Superintendent or designee shall notify any homeless student who is granted an exemption and the person holding the right to make educational decisions for the student how any requirements that are waived will affect the student's ability to gain admission to a postsecondary educational institution and shall provide information about transfer opportunities available through the California Community Colleges. (Education Code 51225.1)

The district shall not require or request a homeless student to transfer schools in order to qualify for an exemption and no request for a transfer solely to qualify for an exemption shall be made by a homeless

student, the person holding the right to make educational decisions for the student, or the district liaison on behalf of the student. (Education Code 51225.1)

If a homeless student is exempted from local graduation requirements, the exemption shall continue to apply after the student is no longer homeless or if the student transfers to another school, including a charter school, or school district. (Education Code 51225.1)

If the Superintendent or designee determines that a homeless student is reasonably able to complete district graduation requirements within the fifth year of high school, the Superintendent or designee shall: (Education Code 51225.1)

1. Inform the student and, if under 18 years of age, the person holding the right to make educational decisions for the student, of the option available to the student to remain in school for a fifth year to complete the district's graduation requirements and how that will affect the ability to gain admission to a postsecondary educational institution
2. Provide information to the homeless student about transfer opportunities available through the California Community Colleges
3. Upon agreement with the homeless student or with the person holding the right to make educational decisions for the student if under 18 years of age, permit the student to stay in school for a fifth year to complete the district's graduation requirements

Eligibility for Extracurricular Activities

A homeless student who enrolls in any district school shall have access to extracurricular and enrichment activities that are available to all students in the school, including but not limited to, interscholastic sports administered by the California Interscholastic Federation. (Education Code 48850)

Notification, Complaints, and Posting Requirements

Information regarding the educational rights of homeless students, as specified in Education Code 51225.1 and 51225.2, shall be included in the annual uniform complaint procedures notification distributed to students, parents/guardians, employees, and other interested parties pursuant to 5 CCR 4622. (Education Code 51225.1, 51225.2)

Any complaint that the district has not complied with requirements regarding the education of homeless students, as specified in Education Code 51225.1 or 51225.2, may be filed in accordance with the district's procedures in AR 1312.3 - Uniform Complaint Procedures.

Policy Reference Disclaimer:

These references are not intended to be part of the policy itself, nor do they indicate the basis or authority for the board to enact this policy. Instead, they are provided as additional resources for those interested in the subject matter of the policy.

State	Description
5 CCR 4600-4670	Uniform complaint procedures
Ed. Code 39807.5	Payment of transportation costs by parents
Ed. Code 48850-48859	Education of students in foster care and students who are homeless, especially:
Ed. Code 48850	Academic achievement of students in foster care and homeless children

Ed. Code 48851	Identification of homeless children and youths and unaccompanied youths; housing questionnaire
Ed. Code 48851.5	Local educational agency liaison for homeless children and youths
Ed. Code 48852.5	Notice of educational rights of homeless students
Ed. Code 48852.6	Web site posting of information regarding homelessness
Ed. Code 48852.7	Education of homeless students; immediate enrollment
Ed. Code 48985	Notices to parents in language other than English
Ed. Code 48915.5	Recommended expulsion, homeless student with disabilities
Ed. Code 48918.1	Notice of recommended expulsion
Ed. Code 51225.1-51225.3	Graduation requirements
Ed. Code 52052	Accountability; numerically significant student subgroups
Ed. Code 52060-52077	Local control and accountability plan
Federal	Description
20 USC 1087w	Free Application for Federal Student Aid; definitions
20 USC 1232g	Family Educational Rights and Privacy Act (FERPA) of 1974
20 USC 1400-1482	Individuals with Disabilities Education Act
20 USC 6311	State plan
42 USC 11431-11435	McKinney-Vento Homeless Assistance Act
42 USC 12705	Cranston-Gonzalez National Affordable Housing Act; state and local strategies

Management Resources	Description
California Child Welfare Council	Partial Credit Model Policy and Practice Recommendations
California Department of Education Publication	2021-22 Federal Program Monitoring Instrument, May 2021
California Department of Education Publication	Homeless Education Dispute Resolution Process, March 2020
National Center for Homeless Education Publication	Homeless Liaison Toolkit, 2020
U.S. Department of Education Guidance	Education for Homeless Children and Youths Program, Non-Regulatory Guidance, August 2018
Website	California Community Colleges (https://www.cccco.edu)
Website	California Department of Education, Homeless Children and Youth Education
Website	California Interscholastic Federation (https://www.cifstate.org/landing/index)
Website	California State University (https://www.calstate.edu)
Website	National Center for Homeless Education at SERVE

Website	National Homelessness Law Center -
Website	University of California (https://www.universityofcalifornia.edu)
Website	U.S. Department of Education - Education for Homeless Children and Youths Grants for State and Local Activities
Website	California Child Welfare Council (https://www.chhs.ca.gov/home/committees/california-child-welfare-council)

Cross References

Code	Description
0410	Nondiscrimination In District Programs And Activities
0415	Equity
0460	Local Control And Accountability Plan
0460	Local Control And Accountability Plan
0470	COVID-19 Mitigation Plan
0500	Accountability
1113	District And School Web Sites
1113	District And School Web Sites
1113-E(1)	District And School Web Sites
1312.3	Uniform Complaint Procedures
1312.3	Uniform Complaint Procedures
1312.3-E(1)	Uniform Complaint Procedures
1312.3-E(2)	Uniform Complaint Procedures
1400	Relations Between Other Governmental Agencies And The Schools
3250	Transportation Fees
3250	Transportation Fees
3260	Fees And Charges
3260	Fees And Charges
3515.4	Recovery For Property Loss Or Damage
3515.4	Recovery For Property Loss Or Damage
3541	Transportation Routes And Services
3550	Food Service/Child Nutrition Program
3550	Food Service/Child Nutrition Program
3553	Free And Reduced Price Meals

3553	Free And Reduced Price Meals
4131	Staff Development
4231	Staff Development
4331	Staff Development
5111	Admission
5111	Admission
5111.1	District Residency
5111.1	District Residency
5113.1	Chronic Absence And Truancy
5113.1	Chronic Absence And Truancy
5125	Student Records
5125	Student Records
5125.1	Release Of Directory Information
5125.1	Release Of Directory Information
5125.1-E(1)	Release Of Directory Information
5125.2	Withholding Grades, Diploma Or Transcripts
5132	Dress And Grooming
5132	Dress And Grooming
5141.26	Tuberculosis Testing
5141.31	Immunizations
5141.31	Immunizations
5141.32	Health Screening For School Entry
5141.6	School Health Services
5141.6	School Health Services
5144.1	Suspension And Expulsion/Due Process
5144.1	Suspension And Expulsion/Due Process
5144.2	Suspension And Expulsion/Due Process (Students With Disabilities)
5145.6	Parental Notifications
5145.6-E(1)	Parental Notifications
5148.2	Before/After School Programs
5148.2	Before/After School Programs
5148.3	Preschool/Early Childhood Education
5148.3	Preschool/Early Childhood Education

6011	Academic Standards
6143	Courses Of Study
6143	Courses Of Study
6145	Extracurricular and Cocurricular Activities (BP and AR)
6145.2	Athletic Competition
6145.2	Athletic Competition
6146.1	High School Graduation Requirements
6146.1	High School Graduation Requirements
6146.3	Reciprocity Of Academic Credit
6146.3	Reciprocity Of Academic Credit
6159	Individualized Education Program
6159	Individualized Education Program
6159.1	Procedural Safeguards And Complaints For Special Education
6159.1	Procedural Safeguards And Complaints For Special Education
6159.3	Appointment Of Surrogate Parent For Special Education Students
6159.3	Appointment Of Surrogate Parent For Special Education Students
6162.51	State Academic Achievement Tests
6162.51	State Academic Achievement Tests
6164.2	Guidance/Counseling Services
6171	Title I Programs
6171	Title I Programs
6172	Gifted And Talented Student Program
6172	Gifted And Talented Student Program
6173.1	Education For Foster Youth
6173.1	Education For Foster Youth
6174	Education For English Learners
6174	Education For English Learners
6177	Summer Learning Programs
6178	Career Technical Education
6178	Career Technical Education
6179	Supplemental Instruction
6190	Evaluation Of The Instructional Program

Regulation
approved:

CSBA POLICY MANUAL UPDATE
March 2022

Bylaw 9322: Agenda/Meeting Materials

Status: ADOPTED

Original Adopted Date: 03/01/2008 | **Last Revised Date:** 03/2022 | **Last Reviewed Date:** 03/2022

Agenda Content

Governing Board meeting agendas shall reflect the district's vision and goals and the Board's focus on student learning and well-being.

Each agenda shall state the meeting time and location and shall briefly describe each item to be transacted or discussed, including items to be discussed in closed session. (Government Code 54954.2)

The agenda shall provide members of the public the opportunity to address the Board on any agenda item before or during the Board's consideration of the item. However, the agenda need not provide an opportunity for public comment when the agenda item has previously been considered at an open meeting by a committee comprised exclusively of Board members, provided that members of the public were afforded an opportunity to comment on the item, before or during the committee's consideration of the item, and the item has not been substantially changed since the committee considered it. (Government Code 54954.3)

The agenda for a regular Board meeting shall also provide members of the public an opportunity to provide comment on matters which are not on the agenda but which are within the subject matter jurisdiction of the Board. (Education Code 35145.5; Government Code 54954.3)

Each agenda for a regular meeting shall list the address designated by the Superintendent or designee for public inspection of documents related to an open session item that have been distributed to the Board less than 72 hours before the meeting. (Government Code 54957.5)

The agenda shall include information regarding how, when, and to whom a request for disability-related accommodations or modifications, including auxiliary aids and services, may be made by an individual who requires accommodations or modifications in order to participate in the Board meeting. (Government Code 54954.2)

Agenda Preparation

The Board president and the Superintendent, as secretary to the Board, shall work together to develop the agenda for each regular and special meeting.

Any Board member or member of the public may request that a matter within the jurisdiction of the Board be placed on the agenda of a regular meeting. The request shall be submitted in writing to the Superintendent or designee with supporting documents and information, if any, at least one week before the scheduled meeting date. Items submitted less than a week before the scheduled meeting date may be postponed to a later meeting in order to allow sufficient time for consideration and research of the issue.

The Board president and Superintendent shall decide whether a request from a member of the public is within the subject matter jurisdiction of the Board. Items not within the subject matter jurisdiction of the Board may not be placed on the agenda. In addition, before placing the item on the agenda, the Board president and Superintendent shall determine if the item is merely a request for information, and if so, respond accordingly.

If the Board president and Superintendent deny a request from a Board member to place an item on the agenda, the Board member may request the Board to take action to determine whether the item shall be placed on the agenda.

The Board president and Superintendent shall also decide whether an agenda item is appropriate for discussion in open or closed session, and whether the item should be an action item subject to Board vote or an information item that does not require immediate action.

In order to promote efficient meetings, the Board may bundle a number of items and act upon them together by a single vote through the use of a consent agenda. Consent items shall be items of a routine nature and items for which Board discussion is not anticipated and for which the Superintendent recommends approval. When any Board member requests the removal of an item from the consent agenda, the item shall be removed and given individual consideration for action as a regular agenda item.

The agenda shall provide an opportunity for members of the public to comment on any consent agenda item unless such item has been previously considered at an open meeting of a committee comprised exclusively of Board members. (Government Code 54954.3)

Any Board action that involves borrowing \$100,000 or more shall be discussed, considered, and deliberated upon as a separate item of business on the meeting agenda. (Government Code 53635.7)

All public communications with the Board are subject to requirements of relevant Board policies and administrative regulations.

Agenda Dissemination to Board Members

At least 72 hours before each regular meeting, each Board member shall be provided a copy of the agenda and agenda packet, including the Superintendent or designee's report; minutes to be approved; copies of communications; reports from committees, staff, and others; and other available supporting documents pertinent to the meeting.

When special meetings are called, Board members shall receive, at least 24 hours prior to the meeting, notice of the business to be transacted. (Government Code 54956)

Board members shall review agenda materials before each meeting. Individual members may confer directly with the Superintendent or designee to ask questions and/or request additional information on agenda items. However, a majority of Board members shall not, outside of a noticed meeting, directly or through intermediaries or electronic means discuss, deliberate, or take action on any matter within the subject matter jurisdiction of the Board.

Agenda Dissemination to Members of the Public

Any agenda and related materials distributed to the Board shall be made available to the public upon request without delay. Only those documents which are disclosable public records under the Public Records Act (PRA) and which relate to an agenda item scheduled for the open session portion of a regular meeting shall be made available to the public. (Government Code 54957.5)

At least 72 hours prior to a regular meeting, the agenda shall be posted at one or more locations freely accessible to members of the public. (Government Code 54954.2)

In addition, the Superintendent or designee shall post the agenda on the homepage of the district web site. The posted agenda shall be accessible through a prominent direct link to the current agenda or to the district's agenda management platform in accordance with Government Code 54954.2. When the district utilizes an integrated agenda management platform, the link to that platform shall take the user

directly to the web site with the district's agendas, and the current agenda shall be the first available. (Government Code 54954.2)

If a document which relates to an open session agenda item of a regular Board meeting is distributed to the Board less than 72 hours prior to a meeting, the Superintendent or designee shall make the document available for public inspection at a designated location at the same time the document is distributed to all or a majority of the Board. (Government Code 54957.5)

The Superintendent or designee shall mail a copy of the agenda or a copy of all the documents constituting the agenda packet to any person who requests the items. The materials shall be mailed at the time the agenda is posted or upon distribution of the agenda to a majority of the Board, whichever occurs first. (Government Code 54954.1)

The Superintendent or designee shall email a copy of, or a web site link to, the agenda or a copy of all the documents constituting the agenda packet to any person who requests such items to be delivered by email. If the Superintendent or designee determines that it is technologically infeasible to do so, a copy of the agenda or a web site link to the agenda and a copy of all other documents constituting the agenda packet shall be sent to the person who has made the request in accordance with mailing requirements specified in law. (Government Code 54954.1)

Any request for mailed copies of agendas or agenda packets shall be in writing and shall be valid for the calendar year in which it is filed. Written requests must be renewed following January 1 of each year. (Government Code 54954.1)

Persons requesting mailing of the agenda or agenda packet shall pay an annual fee, as determined by the Superintendent or designee, not to exceed the cost of providing the service.

Any document prepared by the district or Board and distributed during a public meeting shall be made available for public inspection at the meeting. Any document prepared by another person shall be made available for public inspection after the meeting. These requirements shall not apply to a document that is exempt from public disclosure under the PRA. (Government Code 54957.5)

Upon request, the Superintendent or designee shall make the agenda, agenda packet, and/or any writings distributed at the meeting available in appropriate alternative formats to persons with a disability, as required by the Americans with Disabilities Act. (Government Code 54954.1)

Policy Reference Disclaimer:

These references are not intended to be part of the policy itself, nor do they indicate the basis or authority for the board to enact this policy. Instead, they are provided as additional resources for those interested in the subject matter of the policy.

State	Description
Ed. Code 35144	Special meeting
Ed. Code 35145	Public meetings
Ed. Code 49061	Student records; definitions
Ed. Code 49073.2	Meeting minutes; directory or personal information
Gov. Code 53635.7	Separate item of business for borrowing of \$100,000 or more
Gov. Code 54954.1	Request for copy of agenda or agenda packet by member of public
Gov. Code 54954.2	Agenda posting requirements, board actions

Gov. Code 54954.3	Opportunity for public to address legislative body
Gov. Code 54954.5	Closed session item descriptions
Gov. Code 54956.5	Emergency meetings
Gov. Code 54957.5	Public records
Gov. Code 54960.2	Challenging board actions; cease and desist
Gov. Code 6250-6270	California Public Records Act
Gov. Code 95000-95004	California Early Intervention Services Act
Federal	Description
28 CFR 35.160	Effective communications
28 CFR 36.303	Auxiliary aids and services
42 USC 12101-12213	Americans with Disabilities Act
Management Resources	Description
Attorney General Opinion	99 Ops. Cal. Atty. Gen. 11 (2016)
Attorney General Opinion	78 Ops.Cal.Atty.Gen. 327 (1995)
Attorney General Publication	The Brown Act: Open Meetings for Legislative Bodies, rev. 2003
Court Decision	Caldwell v. Roseville Joint Union High School District, (2007) U.S. Dist. LEXIS 66318
Court Decision	Mooney v. Garcia, (2012) 207 Cal.App.4th 229
CSBA Publication	Call to Order: A Blueprint for Great Board Meetings, 2018
CSBA Publication	The Brown Act: School Boards and Open Meeting Laws, rev. 2019
Website	CSBA (https://www.csba.org/gamut)
Website	California Attorney General's Office

Cross References

Code	Description
0000	Vision
0200	Goals For The School District
0410	Nondiscrimination In District Programs And Activities
1100	Communication With The Public
1112	Media Relations
1113	District And School Web Sites
1113	District And School Web Sites
1113-E(1)	District And School Web Sites
1312.1	Complaints Concerning District Employees

1312.1	Complaints Concerning District Employees
1312.2	Complaints Concerning Instructional Materials
1312.2	Complaints Concerning Instructional Materials
1312.2-E(1)	Complaints Concerning Instructional Materials
1312.3	Uniform Complaint Procedures
1312.3	Uniform Complaint Procedures
1312.3-E(1)	Uniform Complaint Procedures
1312.3-E(2)	Uniform Complaint Procedures
1312.4	Williams Uniform Complaint Procedures
1312.4-E(1)	Williams Uniform Complaint Procedures
1312.4-E(2)	Williams Uniform Complaint Procedures
1340	Access To District Records
1340	Access To District Records
1400	Relations Between Other Governmental Agencies And The Schools
2210	Administrative Discretion Regarding Board Policy
3100	Budget
3100	Budget
3312	Contracts
3320	Claims And Actions Against The District
3320	Claims And Actions Against The District
3460	Financial Reports And Accountability
3460	Financial Reports And Accountability
4312.1	Contracts
5144.1	Suspension And Expulsion/Due Process
5144.1	Suspension And Expulsion/Due Process
6161.1	Selection And Evaluation Of Instructional Materials
6161.1	Selection And Evaluation Of Instructional Materials
6161.1-E(1)	Selection And Evaluation Of Instructional Materials
9012	Board Member Electronic Communications
9121	President
9122	Secretary
9130	Board Committees
9150	Student Board Members

9200	Limits Of Board Member Authority
9310	Board Policies
9320	Meetings And Notices
9321-E(1)	Closed Session
9321-E(2)	Closed Session
9321	Closed Session
9323	Meeting Conduct
9323.2-E(1)	Actions By The Board
9323.2-E(2)	Actions By The Board
9323.2	Actions By The Board
9324	Minutes and Recordings (BB)

Bylaw
adopted:

CSBA POLICY MANUAL UPDATE
March 2022

AGENDA ITEM

Agenda Title: Approval of August 2022 Warrants

Meeting Date: September 15, 2022

Item: Consent

WHAT *(the board is asked to discuss, receive, approve, or adopt)*

The Governing Board is asked to approve the attached list of warrants issued during the month of August 2022.

WHY *(briefly explain why the action or discussion is important; and if applicable, how it is connected to site, district, or strategic plans)*

Education Code section 17605 allows the District's Board to "adopt a rule, delegating to any officer or employee...the authority to purchase supplies, materials, apparatus, equipment, and services" that do not exceed the amount specified in section 20111 of the Public Contract Code. However, Education Code 35161 requires the Board to retain "ultimate responsibility over the performance of those powers or duties so delegated". As a result, it is recommended that the Governing Board ratify or approve actions taken by the designees.

STRATEGIC PLAN/PRIORITY AREA:

Applied to the "Fiscal Integrity of the District" portion of the Strategic Plan

HISTORY *(list previous staff or board action(s) with dates if possible)*

This issue was discussed at the February 27, 2014 Board meeting. It was agreed that the Warrant listings would come to the Board for review and approval on a monthly basis.

HOW MUCH *(list the revenue amount \$ and/or the expense amount \$)*

For August 2022, the District issued warrants totaled \$2,648,513.34.

WHO *(list the name of the contact person(s), job title, and site location)*

Paul Ziegler, Assistant Superintendent of Business Services

ATTACHMENTS:

Description

▣ August 2022 Warrants

Checks Dated 08/01/2022 through 08/31/2022

Check Number	Check Date	Pay to the Order of	Fund-Object	Comment	Expensed Amount	Check Amount
3000176208	08/03/2022	ACCURATE DRUG TESTING SERVICES	01-5864	OPEN PO:DOT driver's physical examination		100.00
3000176209	08/03/2022	AMERICAN FIDELITY ADMIN. SERVICES	01-5800	Open PO for American Fidelity		669.80
3000176210	08/03/2022	AMN HEALTHCARE ALLIED INC	01-5800	SLP SVCS		3,800.00
3000176211	08/03/2022	ANIXTER INC	01-4381	BLANKET PO FOR MATERIALS AND SUPPLIES LOCK SHOP SUPPL	779.89 1,764.42	2,544.31
3000176212	08/03/2022	BRINK'S INCORPORATED *	01-5800	Open PO - Courier Service		308.92
3000176213	08/03/2022	Brownfield, Quincy C	01-4310	PBIS AWARD REIMB		17.40
3000176214	08/03/2022	BUSWEST	01-4361	OPEN PO: Thomas school bus replacement parts	111.54	
			01-4362	OPEN PO: Thomas school bus replacement parts	600.92	
				TRANSP. SUPPLIES	125.75	838.21
3000176215	08/03/2022	Charles Mikeal Confer	01-5800	STUDENT P.T. TRAINING		900.00
3000176216	08/03/2022	CITY OF EUREKA	01-5530	D.O. WATER	2,652.59	
				WATER - EHS	7,432.44	
				WATER - ZANE	2,534.63	
				WATER - ZOE	1,964.94	14,584.60
3000176217	08/03/2022	CR COMBUSTION INC.	01-5635	EHS SCI WING HEATING REPAIRS		1,280.00
3000176218	08/03/2022	Crandell, Joan C	01-4310	SUMMER SCH MATH AWARDS		21.34
3000176219	08/03/2022	CUMMINS INC	01-4362	TRANSP. SUPPLIES	24.94	
			01-5633	TRANSP. BUS REPAIRS	234.78	259.72
3000176220	08/03/2022	DAN'S AUTO ELECTRIC INC.	01-4362	BLANKET PO: Electrical work on vehicles	202.13	
			01-5633	BLANKET PO: Electrical work on vehicles	466.73	668.86
3000176221	08/03/2022	E.L.ACHIEVE INC.	01-5800	Invoice - 2022-2023 Renewal fee for D.O. Admin		3,000.00
3000176222	08/03/2022	ECS REVOLVING FUND	01-4310	WINSHIP PETTY CASH RECON 2	5.46	
				WINSHIP PETTY CASH RECONCILIATION	2.45	
			01-4374	WINSHIP PETTY CASH RECON	7.53	
				WINSHIP PETTY CASH RECON 3	8.93	24.37
3000176223	08/03/2022	EUREKA ACE HARDWARE	01-4381	BLANKET PO: MAINT. SUPPLIES		51.69
3000176224	08/03/2022	EUREKA GLASS CO.	01-4381	BLANKET PO FOR MATERIALS AND SUPPLIES.		63.36
3000176225	08/03/2022	EUREKA OXYGEN	01-5635	* FIRE EXTINGUISHER SERVICE*		10,014.90
3000176226	08/03/2022	EUREKA READY MIX	01-4381	BLANKET PO FOR MATERIALS AND SUPPLIES		1,636.02

The preceding Checks have been issued in accordance with the District's Policy and authorization of the Board of Trustees. It is recommended that the preceding Checks be approved.

ESCAPE ONLINE

Page 1 of 18

Checks Dated 08/01/2022 through 08/31/2022

Check Number	Check Date	Pay to the Order of	Fund-Object	Comment	Expensed Amount	Check Amount
3000176227	08/03/2022	FASTENAL COMPANY	01-4381	BLANKET PO FOR MATERIALS AND SUPPLIES		904.21
3000176228	08/03/2022	FOLLETT CONTENT SOLUTIONS	01-4310	Please email PO TDufkis@follett.com		3,178.63
3000176229	08/03/2022	FRANZ FAMILY BAKERIES	13-4710	BLANKET PO: Bread purchases		66.60
3000176230	08/03/2022	GOLD STAR FOODS	13-4710	BLANKET PO - Food purchases		1,944.96
3000176231	08/03/2022	GOSSELIN AND SONS	01-4363	BLANKET PO FOR MATERIALS AND SUPPLIES	27.39	
			01-4377	BLANKET PO FOR MATERIALS AND SUPPLIES	32.61	60.00
3000176232	08/03/2022	HENSELL MATERIALS	01-4377	Blanket PO for parts and materials	3.04	
			01-4381	Blanket PO for parts and materials	118.95	121.99
3000176233	08/03/2022	Hooper, Barbara	01-5203	POWERSCHOOL CONF		284.00
3000176234	08/03/2022	HUMBOLDT BAY FIRE	01-5800	Winship false alarms		252.68
3000176235	08/03/2022	INTERSTATE BATTERY SYSTEM	01-4362	BLANKET PO FOR MATERIALS AND SUPPLIES		183.30
3000176236	08/03/2022	INTRADO	01-5800	INVOICE: SCHOOL MESSAGING LIC/WEB HOSTING		7,076.55
3000176237	08/03/2022	JOSEPH, LAURA	01-5800	QUARTERLY BOAD POLICY/MAINT REVIEW		1,200.00
3000176238	08/03/2022	KEENAN SUPPLY	01-4381	BLANKET PO FOR MATERIALS AND SUPPLIES.		69.14
3000176239	08/03/2022	Le-Dickinson, Genie T	13-4710	REIMB CK FOOD PURCH		58.78
3000176240	08/03/2022	LOS BAGELS	01-4393	REFRESHMENTS FOR TRAINING		707.55
3000176241	08/03/2022	LOZANO SMITH LLP	01-5824	SVC TO 6-30-22		2,901.00
3000176242	08/03/2022	MAC'S REFRIGERATION SERVICE	13-5800	OPEN PO for Emergency Refrigeration Repairs		567.33
3000176243	08/03/2022	MCGRAW HILL	01-4310	email PO aliyah.utush@mheducation.com	366.03	
				Please email PO aliyah.utush@mheducation.com	2,337.61	2,703.64
3000176244	08/03/2022	McMurray & Sons, Inc.	01-4381	*INVOICE* WINSHIP ROOF		11,940.00
3000176245	08/03/2022	MENDES SUPPLY	01-9320	VFS Restock		14,022.55
3000176246	08/03/2022	MISSION LINEN	12-5800	Open PO for Mission Linen biweekly rug service		18.31
3000176247	08/03/2022	NILSEN FEED	01-4377	BLANKET PO - GROUNDS		29.49
3000176248	08/03/2022	NORTH COAST FLOOR AND TILE	01-6400	* INVOICE* BOARD ROOM PLATFORM		7,008.12
3000176249	08/03/2022	OAK BREWING LLC	01-4393	LEADERSHIP LUNCH CATERING		1,060.13
3000176250	08/03/2022	OAK BREWING LLC	01-4393	CATERING WEST ED LDRSHIP PD LUNCH		1,445.63
3000176251	08/03/2022	PIERSON BLDG CENTER	01-4377	Blanket PO for supplies and materials	12.01	

The preceding Checks have been issued in accordance with the District's Policy and authorization of the Board of Trustees. It is recommended that the preceding Checks be approved.

ESCAPE ONLINE

Page 2 of 18

Checks Dated 08/01/2022 through 08/31/2022

Check Number	Check Date	Pay to the Order of	Fund-Object	Comment	Expensed Amount	Check Amount
3000176251	08/03/2022	PIERSON BLDG CENTER	01-4381	Blanket PO for supplies and materials	289.08	301.09
3000176252	08/03/2022	PLATT ELEC SUPPLY INC	23-4453	BOND SUPPLIES LAFAYETTE		28,968.62
3000176253	08/03/2022	PPG ARCHITECTURAL FINISHES, IN	01-4381	BLANKET PO for Maintenance		213.43
3000176254	08/03/2022	PRO PACIFIC FRESH	13-4710	BLANKET PO: Food purchases		4,715.66
3000176255	08/03/2022	RAY MORGAN CO.	01-4400	WINSHIP COPIER	4,308.69	
			01-5637	APR-JUN 2022 A.B. PRINTER USE	558.19	
				APR-JUN 2022 CORP YD PRINTER USE	46.16	
				APR-JUN 2022 GRANT PRINTER USE	816.67	
				APR-JUN 2022 LAF PRINTER USE	442.37	
				APR-JUN 2022 PRINTER USE	49.92	
				APR-JUN 2022 SUPER PRINTER USE	11.02	
				APR-JUN 2022 WASH PRINTER USE	1,344.17	
				APR-JUN 2022 WINSHIP PRINTER USE	503.35	
				APR-JUNE 2022 ZANE PRINTER	889.00	
				APR-JUNE 2022 ZOE PRINTERS	446.23	
				zz-BUS SVCS COPIER AGR	1,002.58	
			11-5637	APR-JUNE 2022 RM 107	2.65	
				APR-JUNE ADULT ED JASON PRINTER USE	21.55	
			12-5637	APR-JUN WINZLER PRINTER USE	15.98	10,458.53
3000176256	08/03/2022	Santiago, Alexander	01-5210	ELECTRIC BUS TRAINING		1,278.52
3000176257	08/03/2022	SCHMIDBAUER LUMBER CO	01-4381	BLANKET PO FOR MATERIALS AND SUPPLIES		1,544.00
3000176258	08/03/2022	SCHOOL INNOVATIONS & ADVOCACY	01-4310	STUDENT PLANNERS		1,361.31
3000176259	08/03/2022	SCHOOL NURSE SUPPLY	Cancelled	OPEN PO for health supplies		2,464.13 *
		Cancelled on 08/16/2022, Cancel Register # AP08172022				
3000176260	08/03/2022	SCHOOL SPECIALTY LLC	01-9320	VFS Restock		13,259.37
3000176261	08/03/2022	SDI INNOVATIONS	01-4310	x-ORDER: student planners		1,705.86
3000176262	08/03/2022	SHAFER'S HARDWARE	01-4377	BLANKET PO: MAINT. SUPPLIES	7.84	
			01-4381	BLANKET PO: MAINT. SUPPLIES	156.61	164.45
3000176263	08/03/2022	SHN CONSULTING ENGINEERS AND GEOLOGISTS	23-6271	JUNE 2022 CONSULTING		4,527.15
3000176264	08/03/2022	SYSO	13-4396	OPEN PO: Food & Supplies	305.87	
			13-4710	OPEN PO: Food & Supplies	5,166.92	5,472.79
3000176265	08/03/2022	THRIFTY SUPPLY CO	01-4381	BLNKET PO FOR MAINT. SUPPLIES		78.43
3000176266	08/03/2022	TIMES STANDARD	01-5831	INVOICE: Prequal Advertising		368.83
3000176267	08/03/2022	TOTAL COMPENSATION	01-5800	INVOICE: Installment Fee		3,645.00
3000176268	08/03/2022	Traylor, Martina E	01-5210	POWERSCHOOL BAGGAGE	70.00	

The preceding Checks have been issued in accordance with the District's Policy and authorization of the Board of Trustees. It is recommended that the preceding Checks be approved.

ESCAPE ONLINE

Page 3 of 18

Checks Dated 08/01/2022 through 08/31/2022

Check Number	Check Date	Pay to the Order of	Fund-Object	Comment	Expensed Amount	Check Amount
3000176268	08/03/2022	Traylor, Martina E		POWERSCHOOL CONF	284.00	354.00
3000176269	08/03/2022	U.S. BANK CORPORATE PMT	01-4310	AMAZON REFUND	2.13-	
				ELECTRIC DUST BLOWER	234.50	
				ELEM SUMMER SCH CURR	2,422.38	
				ELEM SUMMER SCH CURRE	29.07	
				ELEM SUMMER SCHOOL CURR	6.98	
				FLAGS FOR RFEP CEREMONY	21.84	
				INDIAN ED SUPPL	353.96	
				INDIAN ED SUPPL (BASS)	699.65	
				INDIAN ED SUPPLIES	1,299.29	
				INDIAN ED SUPPLY	140.92	
				MEMORY CARDS, SSD DRIVES	797.32	
				MHDG SUPPLIES	108.13	
				OFFICE SUPPLIES	90.47	
				PD BOOK - CURR LEADERSHIP	216.78	
				SUMMER SCHOOL CAMERAS	244.68	
				SUMMER SCHOOL CURR	278.78	
			01-4341	SOFTWARE - ADOBE ACROBAT PRO	203.88	
				SOFTWARE - SSL CERTIFICATE FOR	268.00	
				DESTINY SERVER		
				SOFTWARE DATA PROTECTION MGR	222.08	
				BCKUP		
				SOFTWARE MICROSOFT AZULE CLOUD	481.18	
				BKUPS		
				ZOOM LICENSES	199.90	
			01-4393	INDIAN ED PROMOTION	97.10	
				INDIAN ED PROMOTION SUPPLIES	95.59	
				IXL TRAINING - LUNCH	279.05	
				NATIVE PROMOTION	110.40	
				NATIVE PROMOTION SUPPLIES	91.85	
				NATIVE RECOG SUPPL	8.07	
				NATIVE SR RECOGNITIN SUPP	269.44	
				NATIVE SR. RECOG FOOD	34.47	
				PD BOOK - CURRICULUM LDRSH	427.79	
				RFEP CEREMONY SUPPL	8.73	
			01-4445	TABLET KEYBOARD/DOCK	268.30	
				TECH SUPPLIES USB ETHERNET	205.88	
			01-5207	BREAKTHROUGH COACH REG REFUND	825.00-	

The preceding Checks have been issued in accordance with the District's Policy and authorization of the Board of Trustees. It is recommended that the preceding Checks be approved.

ESCAPE ONLINE

Page 4 of 18

Checks Dated 08/01/2022 through 08/31/2022

Check Number	Check Date	Pay to the Order of	Fund-Object	Comment	Expensed Amount	Check Amount
3000176269	08/03/2022	U.S. BANK CORPORATE PMT		PARENT PROJ TRAINING	695.00	
				PBIS CONF	1,034.84	
				SEIS CONF. REG	500.00	
			01-5210	\$50 X 19 AVID DATE CHANGE FEES	950.00	
				AVID CONF - TRAVEL	890.70	
				AVID CONF LODGING	1,618.12	
				AVID CONF SHUTTLE	453.00	
				AVID CONF TRVL INS	62.12	
				AVID TRVL - HAMMONS	12.00	
				CASBO CONF. TRANSPORTATION	57.38	
				CONF/TRVL	165.56	
				LUNCH MTG LASERFICHE	52.79	
				PARENT PROJ CONF LODGING	1,180.35	
				PARENT PROJ CONF. LODGING	1,204.44	
				TRAVEL INS - PUZZ	28.54	
				VLC - CONF. TRAVEL	233.50	
				VLC CONF AIRFARE STANDISH	893.70	
				VLC CONF AIRLINE CHG	27.00	
				VLC CONF BRAKEMAN	1,099.00	
				VLC CONF. AIRLINE CHG	27.00	
				VLC CONF. COLORADO STANDISH	1,099.00	
				VLC CONF. WAGNER	258.50	
				VLC TRAVEL INS	58.09	
				VLC TRVL INS. BRAKEMAN	58.09	
			73-4310	ASES - GRANT YR END PARTY	281.40	
				ASES - WINSHIP YR END PARTY	379.52	
				ASES - ZANE YEAR END PARTY	522.24	
				ASES ZANE - YEAR END PARTY	12.29	23,243.50
3000176270	08/03/2022	VALLEY PACIFIC	01-4364	OPEN PO FOR FUEL	6,409.68	
			01-4365	OPEN PO FOR FUEL	3,788.54	
			01-4381	OPEN PO FOR FUEL	32.46	10,230.68
3000176271	08/03/2022	Van Dissel, Marcel	01-5210	POWERSCHOOL CONF TRAVEL		1,072.20
3000176272	08/03/2022	WATTS, JANERA	01-5203	TRAVL TO STU FACILITY IN UT		2,563.60
3000176273	08/03/2022	WEST COAST HYDRAULICS	01-4381	*INVOICE* WEST COAST HYDRAULICS		349.52
3000176274	08/03/2022	WESTERN CHAIN SAW	01-4377	BLANKET PO FOR MATERIALS AND SUPPLIES		61.09
3000176666	08/10/2022	ACCURATE DRUG TESTING SERVICES	01-5864	OPEN PO:DOT driver's physical examination		100.00

The preceding Checks have been issued in accordance with the District's Policy and authorization of the Board of Trustees. It is recommended that the preceding Checks be approved.

ESCAPE ONLINE

Page 5 of 18

Checks Dated 08/01/2022 through 08/31/2022

Check Number	Check Date	Pay to the Order of	Fund-Object	Comment	Expensed Amount	Check Amount
3000176667	08/10/2022	ADVANCED SECURITY SYSTEMS	01-5804	SECURITY - ELEM	1,009.50	
				SECURITY SYS CY/DO/TECH/FREEZER	831.00	
				SECURITY ZANE/WIN/EHS/ZOE	2,889.00	
			13-5804	SECURITY SYS CY/DO/TECH/FREEZER	76.50	4,806.00
3000176668	08/10/2022	Amazon Capital Services	01-4310	(Order placed) Cart - DaMario	198.40	
				ORDER: 2022/23 SCHOOL SUPPLIES	1,437.72	
				AMZN		
				ORDER: AVID Binder Supplies Amazon	2,885.70	
			01-9320	VFS Restock	71.46	4,593.28
3000176669	08/10/2022	AT&T	01-5909	PHONE BILLS - ALL SITES		6,495.53
3000176670	08/10/2022	ATKINSON, ANDELSON, LOYA, RUUD & ROMO	01-5207	IEP WORKSHOP		199.00
3000176671	08/10/2022	BICOASTAL MEDIA	01-5831	OPEN PO: ADVERTISING, FLAT MONTHLY AMOUNT		200.00
3000176672	08/10/2022	BUSWEST	01-4362	BUS REPAIRS		1,187.33
3000176673	08/10/2022	CALIF SCHOOLS DENTAL COALITION	68-9135	DENTAL - SEPT CONTR		52,198.00
		KEENAN & ASSOCIATES, ADMIN				
3000176674	08/10/2022	CALIF. SCHOOLS VISION COALITN	67-9135	VISION - SEPT CONTR		10,895.00
		KEENAN & ASSOCIATES, ADMIN				
3000176675	08/10/2022	CAMPTON ELECTRIC	01-4381	MAINT SUPPLIES	1,062.45	
				MAINT. SUPPLIES	718.91	1,781.36
3000176676	08/10/2022	CDW-G	01-4310	FINANCE CHARGE	158.41	
			01-4400	PROJECTORS/TECH EQUIP	17,455.31	
			01-4445	ORDER: Tech Misc Computers	2,357.90	19,971.62
3000176677	08/10/2022	CITY OF EUREKA	01-5530	D.O. WATER	642.33	
				WATER - EHS	1,120.86	1,763.19
3000176678	08/10/2022	CITY OF EUREKA - ALARMS	01-5800	INVOICE: Alarm Fees		1,000.00
3000176679	08/10/2022	COAST COUNTIES PETERBILT	01-4362	BUS REPAIR PARTS	3.99	
			01-4381	BUS REPAIR PARTS	3.98	
			01-5633	BUS REPAIR PARTS	3.98	11.95
3000176680	08/10/2022	COASTAL BUSINESS SYS INC	01-5623	folding machine lease	284.19	
			01-5881	Late fee	31.06	315.25
3000176681	08/10/2022	CRYSTAL CREAMERY	13-4710	BLANKET PO: Dairy purchases		2,324.83
3000176682	08/10/2022	DAZEY'S ARCATA	01-4377	BLANKET PO FOR MATERIALS AND SUPPLIES		258.60
3000176683	08/10/2022	DOCUMENT TRACKING SERVICES	01-5800	OPEN PO for translated documents		810.27
3000176684	08/10/2022	Doyle, Brian	01-5201	MILEAGE		12.69
3000176685	08/10/2022	DSS COMMUNITY CARE LICENSING	12-5884	INVOICE: Annual Lafayette licensing fee		242.00

The preceding Checks have been issued in accordance with the District's Policy and authorization of the Board of Trustees. It is recommended that the preceding Checks be approved.

ESCAPE ONLINE

Page 6 of 18

Checks Dated 08/01/2022 through 08/31/2022

Check Number	Check Date	Pay to the Order of	Fund-Object	Comment	Expensed Amount	Check Amount
3000176686	08/10/2022	Dutra, Laurie J	13-5201	MILEAGE		46.00
3000176687	08/10/2022	Eden, Daniel C	01-5210	AVID CONF TRAVEL		367.41
3000176688	08/10/2022	ENTERPRISE RENT-A-CAR ATTN: ACCTS RECEIVABLE	01-5618	EHS ATH RENTAL CAR CREDIT	184.94-	
				TRANSP CONF. RENTAL CAR	478.23	293.29
3000176689	08/10/2022	EUREKA ACE HARDWARE	01-4362	OPEN PO: Transp: Parts and supplies		218.34
3000176690	08/10/2022	EUREKA RUBBER STAMP CO	01-4381	BLANKET PO FOR MATERIALS AND SUPPLIES.		119.48
3000176691	08/10/2022	FASTENAL COMPANY	01-4377	BLANKET PO FOR MATERIALS AND SUPPLIES	12.27	
				MAINT SUPPLIES	11.23	
			01-4381	BLANKET PO FOR MATERIALS AND SUPPLIES	63.28	
				MAINT SUPPLIES	57.90	144.68
3000176692	08/10/2022	FRANZ FAMILY BAKERIES	13-4710	BLANKET PO: Bread purchases		67.55
3000176693	08/10/2022	GOLD STAR FOODS	13-4710	BLANKET PO - Food purchases		3,191.90
3000176694	08/10/2022	GOSSELIN AND SONS	01-4363	BLANKET PO FOR MATERIALS AND SUPPLIES	41.10	
			01-4377	BLANKET PO FOR MATERIALS AND SUPPLIES	48.90	90.00
3000176695	08/10/2022	HENSELL MATERIALS	01-4377	Blanket PO for parts and materials	6.82	
			01-4381	Blanket PO for parts and materials	266.82	273.64
3000176696	08/10/2022	HUMBOLDT COMM SERVICES DIST	01-5530	GRANT - WATER	368.06	
				LAF - WATER	1,044.97	
				WIN - WATER	788.69	2,201.72
3000176697	08/10/2022	HUNTER COMMUNICATIONS	01-5800	OPEN PO - FIBER PROJ - EHS STADIUM		4,617.45
3000176698	08/10/2022	JACK SCHREDER & ASSOC	01-5800	INVOICE: Facility Program		555.00
3000176699	08/10/2022	KEENAN SUPPLY	01-4381	MAINT SUPPLIES		191.20
3000176700	08/10/2022	Khounsinvong, Chellyn N	13-5201	MILEAGE		24.38
3000176701	08/10/2022	Lenderman, Kristin M	13-5201	MILEAGE		44.75
3000176702	08/10/2022	Mann, Becki R	13-5201	MILEAGE		7.75
3000176703	08/10/2022	McKay, Angela M	13-5201	MILEAGE		25.19
3000176704	08/10/2022	MENDES SUPPLY	01-4374	Open PO	371.36	
			01-5881	TECH SUPPLIES	1.62	
			01-9320	VFS Restock	1,675.26	
			13-4396	OPEN PO for - Supplies	129.46	2,177.70
3000176705	08/10/2022	MILLER FARMS NURSERY	01-4377	BLANKET PO FOR MATERIALS AND SUPPLIES	287.29	

The preceding Checks have been issued in accordance with the District's Policy and authorization of the Board of Trustees. It is recommended that the preceding Checks be approved.

ESCAPE ONLINE

Page 7 of 18

Checks Dated 08/01/2022 through 08/31/2022

Check Number	Check Date	Pay to the Order of	Fund-Object	Comment	Expensed Amount	Check Amount
3000176705	08/10/2022	MILLER FARMS NURSERY	01-4381	BLANKET PO FOR MATERIALS AND SUPPLIES	79.00	366.29
3000176706	08/10/2022	Miller, Heather J	01-4310	REIMB SPED SUPPLIES		86.27
3000176707	08/10/2022	MISSION LINEN	12-5800	Open PO for Mission Linen biweekly rug service		18.31
3000176708	08/10/2022	Moak, Ashlee A	01-5201	MILEAGE		34.34
3000176709	08/10/2022	Mosher, Jeanette M	01-5201	JULY 2022 MILES		26.00
3000176710	08/10/2022	NILSEN FEED	01-4377	BLANKET PO - GROUNDS GROUNDS SUPPLIES	48.91-637.90	588.99
3000176711	08/10/2022	NORTHWOOD AUTO PLAZA, INC.	01-4362	INVOICE - MIRRORS FOR MOTOR POOL		620.63
3000176712	08/10/2022	PACIFIC GAS AND ELECTRIC	01-5520	OPEN PO - ELECTRICITY COSTS - ALL SITES	47,015.49	
			12-5520	OPEN PO - ELECTRICITY COSTS - ALL SITES	459.13	47,474.62
3000176713	08/10/2022	PETTY CASH	01-5633	TRANSP EOY RECON/REPELENIS		44.00
3000176714	08/10/2022	PIERSON BLDG CENTER	01-4377	Blanket PO for supplies and materials	152.49	
			01-4381	Blanket PO for supplies and materials	645.17	797.66
3000176715	08/10/2022	PLATT ELEC SUPPLY INC	01-4381	BLANKET PO FOR MAINTENEANCE SUPPLIES		15.03
3000176716	08/10/2022	POWELL LANDSCAPE MATERIALS	01-4381	BLANKET PO FOR MATERIALS AND SUPPLIES		272.85
3000176717	08/10/2022	PPG ARCHITECTURAL FINISHES, IN	01-4381	BLANKET PO for Maintenance		131.78
3000176718	08/10/2022	PRO PACIFIC FRESH	13-4710	BLANKET PO: Food purchases		422.50
3000176719	08/10/2022	ROCHESTER 100 INC.	01-4310	A.B. School Supplies	538.60	
				Unpaid Tax	45.60-	493.00
3000176720	08/10/2022	S & L FOOD SALES CO.	13-4396	Open PO: Food & Supplies	2,192.68	
			13-4710	Open PO: Food & Supplies	993.97	3,186.65
3000176721	08/10/2022	Santiago, Alexander	01-5720	ELECT BUS TRAINING MEALS		444.00
3000176722	08/10/2022	SCHMIDBAUER LUMBER CO	01-4377	BLANKET PO FOR MATERIALS AND SUPPLIES	.46	
			01-4381	BLANKET PO FOR MATERIALS AND SUPPLIES	2,545.71	2,546.17
3000176723	08/10/2022	SCHOOL SPECIALTY LLC	01-9320	VFS Restock		2,154.27
3000176724	08/10/2022	SHAFER'S HARDWARE	01-4377	BLANKET PO: MAINT. SUPPLIES		15.28
3000176725	08/10/2022	SHN CONSULTING ENGINEERS AND GEOLOGISTS	23-6271	INVOICES		680.00
3000176726	08/10/2022	SHRED AWARE LLC	01-5800	Open PO		152.44
3000176727	08/10/2022	SISC III	01-9537	AUG 2022 SISC III PMT		547,948.00

The preceding Checks have been issued in accordance with the District's Policy and authorization of the Board of Trustees. It is recommended that the preceding Checks be approved.

ESCAPE

ONLINE

Page 8 of 18

Checks Dated 08/01/2022 through 08/31/2022

Check Number	Check Date	Pay to the Order of	Fund-Object	Comment	Expensed Amount	Check Amount
3000176728	08/10/2022	Sorden, Jeana S	13-5201	MILEAGE		12.63
3000176729	08/10/2022	Standish, Robert O	01-5210	AVL CONF		120.74
3000176730	08/10/2022	Storts, Shawna L	01-5861	FINGERPRINTING		30.00
3000176731	08/10/2022	SYSCO	13-4396	OPEN PO: Food & Supplies	2,850.93	
			13-4710	OPEN PO: Food & Supplies	9,943.34	12,794.27
3000176732	08/10/2022	THRIFTY SUPPLY CO	01-4381	BLNKET PO FOR MAINT. SUPPLIES		657.64
3000176733	08/10/2022	TIMES STANDARD	01-5831	Advertising		368.83
3000176734	08/10/2022	TRANSCENDIA INC.	13-4396	OPEN PO for heat sealing supplies		4,341.12
3000176735	08/10/2022	U.S. BANK EQUIPMENT	01-5623	A.B. COPIER LEASE 500-0564851	1,176.38	
				BRIDGES - COPIER LEASE 500-0589727	141.52	
				CORP YARD COPIER LEASE 500-0582294	141.36	
				No WINSHIP COPIER LEASE 500-0531060	380.18	
			11-5637	CNA COPIER LEASE 500-0589729	122.43	
			12-5623	OPEN PO - WCC COPIER LEASE 500-0559297	316.88	2,278.75
3000176736	08/10/2022	UNITED RENTALS	01-5623	BLANKET PO FOR MATERIALS AND SUPPLIES		227.39
3000176737	08/10/2022	VERIZON WIRELESS	01-5921	Open PO: ALL VERIZON LINES	50.75	
			01-5922	Open PO: ALL VERIZON LINES	1,572.53	1,623.28
3000176738	08/10/2022	Vickers, Haley A	13-5201	MILEAGE		43.57
3000176739	08/10/2022	WEST COAST PAPER CO.	01-9320	ORDER - Bulk paper for Warehouse (Cooperative Bid)		8,662.32
3000176740	08/10/2022	WESTERN CHAIN SAW	01-4377	BLANKET PO FOR MATERIALS AND SUPPLIES	105.85	
			01-4381	BLANKET PO FOR MATERIALS AND SUPPLIES	47.08	152.93
3000177172	08/17/2022	'SPORT & CYCLE	01-4310	Winship PE Shirts		1,928.33
3000177173	08/17/2022	Adams, Mark C	01-4310	SUMMER SCHOOL SUPPLIES		112.95
3000177174	08/17/2022	ADVANCED SECURITY SYSTEMS	01-5635	BLANKET PO FOR MATERIALS AND SUPPLIES	142.50	
			01-5800	BLANKET PO FOR MATERIALS AND SUPPLIES	110.00	252.50
3000177175	08/17/2022	Allen, Katherine D	01-4310	STAFF TRAINING MATERIAL		99.00
3000177176	08/17/2022	Amazon Capital Services	01-4310	ORDER - Calculator tape		51.42
3000177177	08/17/2022	AMERICAN STAR	01-5851	Open PO for Security Services		2,993.00
3000177178	08/17/2022	ANIXTER INC	01-4381	BLANKET PO FOR MATERIALS AND SUPPLIES		76.99
3000177179	08/17/2022	Baker, Shaun C	01-4374	EHS CUSTODIAL SUPPLIES		64.46

The preceding Checks have been issued in accordance with the District's Policy and authorization of the Board of Trustees. It is recommended that the preceding Checks be approved.

ESCAPE ONLINE

Page 9 of 18

Checks Dated 08/01/2022 through 08/31/2022

Check Number	Check Date	Pay to the Order of	Fund-Object	Comment	Expensed Amount	Check Amount
3000177180	08/17/2022	BRUNELLE, ZINDAR/DBA BRUNELLE & CLARK CONS	01-4381	*INVOICE* Brunelle & Clark Consulting		172.50
3000177181	08/17/2022	CAMPTON ELECTRIC	01-4381	BLANKET PO FOR MATERIALS		2,280.00
3000177182	08/17/2022	CDW-G	01-4445	ORDER: Tech Misc Computers		20,459.46
3000177183	08/17/2022	Christiansen, Corinne L	01-4310	PBIS AWARDS/INCENTIVES	118.25	
				SUMMER SCHOOL PBIS AWARD	92.69	210.94
3000177184	08/17/2022	CITY OF EUREKA	11-5861	OPEN PO - CNA FINGERPRINTING		268.00
3000177185	08/17/2022	ClassLink	01-4341	ORDER: ClassLink Software Renewal 2022-2023		15,194.00
3000177186	08/17/2022	Claussen, Paul R	01-5861	FINGERPRINTING		30.00
3000177187	08/17/2022	Colon, Nikki M	01-5861	FINGERPRINTING		30.00
3000177188	08/17/2022	Conrad, Lauren A	01-5861	FINGERPRINTING		30.00
3000177189	08/17/2022	CRYSTAL CREAMERY	13-4710	BLANKET PO: Dairy purchases		842.67
3000177190	08/17/2022	DON'S RENT ALL	01-5623	BLANKET PO - Grounds		201.30
3000177191	08/17/2022	ECS REVOLVING FUND	01-5300	BULK RATE REIMB REVOLVING FUND		500.00
3000177192	08/17/2022	EUREKA ACE HARDWARE	01-4381	BLANKET PO: MAINT. SUPPLIES		8.35
3000177193	08/17/2022	EUREKA GLASS CO.	01-4381	BLANKET PO FOR MATERIALS AND SUPPLIES.		1,212.35
3000177194	08/17/2022	EUREKA NAPA AUTO	01-4362	BPO: Transportation/Motor Pool parts for vehicles		1,785.87
3000177195	08/17/2022	EUREKA OXYGEN	01-5623	Open PO for tank rentals		380.00
3000177196	08/17/2022	EUREKA READY MIX	01-4381	BLANKET PO FOR MATERIALS AND SUPPLIES		563.18
3000177197	08/17/2022	Evans, Ronda L	01-5210	VL CONF. TRAVEL		1,979.39
3000177198	08/17/2022	FRANZ FAMILY BAKERIES	13-4710	BLANKET PO: Bread purchases		41.28
3000177199	08/17/2022	Funk, Asher G	01-5861	FINGERPRINTING		62.00
3000177200	08/17/2022	Gast, Jamie K	01-5201	MILEAGE		48.44
3000177201	08/17/2022	Gonsalves, Kari A	01-4310	PBIS INCENTIVES/AWARDS		26.19
3000177202	08/17/2022	Graeser, Megan M	01-4310	SUMMER SCHOOL SUPPLIES		64.70
3000177203	08/17/2022	HENSELL MATERIALS	01-4381	Blanket PO for parts and materials		36.51
3000177204	08/17/2022	Hubler, Jacob R	01-5861	FINGERPRINTING		30.00
3000177205	08/17/2022	IXL Learning	01-4310	IXL SERVICE LICENSE		66,850.00
3000177206	08/17/2022	JAMES MARTA & COMPANY LLP	01-5800	INVOICE: Auditing Fees		3,850.00
3000177207	08/17/2022	KEENAN SUPPLY	01-4381	BLANKET PO FOR MATERIALS AND SUPPLIES.		131.42
3000177208	08/17/2022	KLAMATH TRINITY JOINT UNIFIED	01-4310	NATIVE LANG. CURRICULUM		4,037.96
3000177209	08/17/2022	McMurray & Sons, Inc.	01-4381	Zane bldg 1 Roof McMurray & Sons		136,858.00
3000177210	08/17/2022	MENDES SUPPLY	01-4374	*INVOICE* EHS CUSTODIAL	701.01	

The preceding Checks have been issued in accordance with the District's Policy and authorization of the Board of Trustees. It is recommended that the preceding Checks be approved.

ESCAPE ONLINE

Page 10 of 18

Checks Dated 08/01/2022 through 08/31/2022

Check Number	Check Date	Pay to the Order of	Fund-Object	Comment	Expensed Amount	Check Amount
3000177210	08/17/2022	MENDES SUPPLY		*INVOICE* GRANT CUSTODIAL SUPPLIES	101.33	802.34
3000177211	08/17/2022	MORI, TINA DBA TINA'S PHOTOGRAPHY	01-4310	INVOICE Tina's Photography URGENT		3,827.02
3000177212	08/17/2022	Murphy, Janine L	01-5861	FINGERPRINTING		30.00
3000177213	08/17/2022	NEW MOON ORGANICS	13-4710	Open PO - Local Produce		200.00
3000177214	08/17/2022	NILSEN FEED	01-4377	BLANKET PO - GROUNDS		637.90
3000177215	08/17/2022	NIXT, JOSEPH C. DBA INFINITY ABATEMENT SVCS	01-4381	asbestos removal Infinity Abatement		4,330.00
3000177216	08/17/2022	PAR INC	01-4314	BLANKET PO for testing supplies	1,502.80	
				Unpaid Tax	127.24-	1,375.56
3000177217	08/17/2022	PARADIGM HEALTH CARE SERVICES	01-5800	OPEN PO FOR LEA BILLING		1,744.91
3000177218	08/17/2022	PIERSON BLDG CENTER	01-4377	Blanket PO for supplies and materials	120.07	
			01-4381	Blanket PO for supplies and materials	355.63	475.70
3000177219	08/17/2022	PPG ARCHITECTURAL FINISHES, IN	01-4381	BLANKET PO for Maintenance		11.77
3000177220	08/17/2022	Robinson, Romel	01-4310	SUMMER SCH SUPPLIES		39.31
3000177221	08/17/2022	ROSETTA STONE	01-4310	Please email PO to squiroz@rosettastone.com		7,650.00
3000177222	08/17/2022	SCHMIDBAUER LUMBER CO	01-4381	BLANKET PO FOR MATERIALS AND SUPPLIES		115.86
3000177223	08/17/2022	SDI INNOVATIONS	01-4310	A.B. STUDENT PLANNERS	511.46	
				Invoice- School Planners	1,773.47	2,284.93
3000177224	08/17/2022	SHRED AWARE LLC	01-5800	INVOICE: Shredding Service		1,600.62
3000177225	08/17/2022	SILKE COMMUNICATIONS	01-4310	INVOICE Radio repair/parts	106.78	
			01-5635	INVOICE Radio repair/parts	314.00	420.78
3000177226	08/17/2022	SUNBELT RENTALS, INC	01-4377	AB Stump removal Sunbelt rentals	1,282.55	
			01-4381	Laf Forklift Sunbelt rentals	343.84	1,626.39
3000177227	08/17/2022	SYSCO	13-4710	OPEN PO: Food & Supplies		526.34
3000177228	08/17/2022	T-MOBILE	01-5921	Open PO - STUDENT HOTSPOTS		16,920.00
3000177229	08/17/2022	Taylor, Lila S	01-4310	SUMMER SCHOOL FINAL DAY CELERATION		144.16
3000177230	08/17/2022	THRIFTY SUPPLY CO	01-4381	BLNKET PO FOR MAINT. SUPPLIES		89.48
3000177231	08/17/2022	U.S. BANK CORPORATE PMT	01-4310	Please see notes	5,028.35	
			01-5210	AVID CONF LODGING	11,379.95	
				BRIDGE TOLL	9.05	16,417.35
3000177232	08/17/2022	U.S. BANK EQUIPMENT	01-5623	EHS 2 COPIER LEASES		181.26
3000177233	08/17/2022	ULTIMATE GRAD COMPANY	01-4310	INVOICE: ULTIMATE GRAD COMPANY		91.87
3000177234	08/17/2022	VALLEY PACIFIC	01-4364	NO ACTION: FOR FUEL	6,003.24	
			01-4365	NO ACTION: FOR FUEL	3,321.52	
			01-4381	NO ACTION: FOR FUEL	107.82	9,432.58

The preceding Checks have been issued in accordance with the District's Policy and authorization of the Board of Trustees. It is recommended that the preceding Checks be approved.

ESCAPE ONLINE

Page 11 of 18

Checks Dated 08/01/2022 through 08/31/2022

Check Number	Check Date	Pay to the Order of	Fund-Object	Comment	Expensed Amount	Check Amount
3000177235	08/17/2022	WES GREEN LANDSCAPING	01-4377	BLANKET PO FOR MATERIALS AND SUPPLIES		636.43
3000177236	08/17/2022	WEST COAST PAPER CO.	01-9320	VFS Restock		248.27
3000177237	08/17/2022	WILDWOOD SAW	01-4377	GROUNDS	16,423.92	
				Grounds Suplies - wildwood saw	227.82	16,651.74
3000177625	08/22/2022	ACSA ASSOC OF CA SCHOOL ADMIN	01-5300	ACSA ANNUAL MBRSHIP		1,895.64
3000177626	08/22/2022	CDW-G	01-4445	ORDER: Tech Misc Computers	15,176.28	
				ORDER: Tech Storage	14,180.74	29,357.02
3000177627	08/22/2022	Charles Mikeal Confer	01-5800	OPEN PO for Invoicing		675.00
3000177628	08/22/2022	CITY OF EUREKA	01-5530	AP OPEN PO - WA WATER (NP)	2,681.20	
				D.O. WATER	1,986.54	
				WATER - ALICE BIRNEY	1,574.80	
				WATER - EHS	11,306.36	
				WATER - TECH	470.15	
				WATER - ZANE	2,001.92	
				WATER - ZOE	678.66	
			12-5530	WATER - WINZLER CC	244.32	20,943.95
3000177629	08/22/2022	CRISIS PREVENTION INSTITUTE	01-5207	Invoice - CPI Membership 2022-2023		200.00
3000177630	08/22/2022	CRYSTAL CREAMERY	13-4710	BLANKET PO: Dairy purchases		230.26
3000177631	08/22/2022	DAN'S AUTO ELECTRIC INC.	01-5633	Open PO for MP Repairs		1,944.72
3000177632	08/22/2022	DOCUMENT TRACKING SERVICES	01-5800	OPEN PO for translated documents		2,627.97
3000177633	08/22/2022	EEL RIVER SCRAP & SALVAGE	01-5884	Eel River Salvage		495.00
3000177634	08/22/2022	EMPLOYMENT DEV. DEPT	01-9540	Q2 2022 SEF ADD'L CHG		510.89
3000177635	08/22/2022	EUREKA ACE HARDWARE	01-4374	Open PO for Shafer's Hardware		9.16
3000177636	08/22/2022	Hammons, Trevor	01-5210	AVID CONF. TRAVL		296.00
3000177637	08/22/2022	HUNTER COMMUNICATIONS	01-5800	OPEN PO - FIBER PROJ - EHS STADIUM		9,304.16
3000177638	08/22/2022	KFI ENGINEERS	01-6250	Engineering Fees	28,301.00	
				INVOICES: Engineering Fees	193,436.90	221,737.90
3000177639	08/22/2022	MENDES SUPPLY	01-9320	VFS Restock		1,429.41
3000177640	08/22/2022	NORTHCOAST PARTNERS INC D/B/A CRYSTAL SPRINGS BOTTLED WATER	01-5800	AP Open PO- Bottled Wate (NP)		215.00
3000177641	08/22/2022	Pearson Clinical Assessment NCS Pearson inc.	01-4314	OPEN PO for testing supplies		2,441.35
3000177642	08/22/2022	PLATT ELEC SUPPLY INC	01-4310	ORDER: Zane Camera Mounts	3,360.58	
			01-4381	BLANKET PO FOR MAINTENEANCE SUPPLIES	124.28	
			01-4400	ORDER: Tech Cameras	3,058.99	6,543.85
3000177643	08/22/2022	PPG ARCHITECTURAL FINISHES, IN	01-4381	BLANKET PO for Maintenance		489.09

The preceding Checks have been issued in accordance with the District's Policy and authorization of the Board of Trustees. It is recommended that the preceding Checks be approved.

ESCAPE ONLINE

Page 12 of 18

Checks Dated 08/01/2022 through 08/31/2022

Check Number	Check Date	Pay to the Order of	Fund-Object	Comment	Expensed Amount	Check Amount
3000177644	08/22/2022	SHN CONSULTING ENGINEERS AND GEOLOGISTS	23-6271	INVOICE		2,388.65
3000177645	08/22/2022	Smith, Brenda D	01-5210	AVID CONF. TRAVEL		296.00
3000177646	08/22/2022	STATE WATER RESOUCES CONTROL BOARD	23-6271	WATER QUAL DREDGE AND FILL		2,031.00
3000177647	08/22/2022	U.S. BANK EQUIPMENT	01-5623	EHS 2 COPIER LEASES		1,730.22
3000177648	08/22/2022	WALKLEY, MEG	01-5800	MENTAL HLTH CONSULTING		7,000.00
3000177649	08/22/2022	Weiderman, Kenneth W	01-5210	AVID CONF. TRVL		321.91
3000177936	08/25/2022	ACSA ASSOC OF CA SCHOOL ADMIN	01-5300	ACSA DUES R. WILL		1,134.54
3000177937	08/25/2022	AMERICAN STAR	01-5800	Graduation security		465.00
3000177938	08/25/2022	AMN HEALTHCARE ALLIED INC	01-5800	OPEN PO for SLP contracted service invoices		14,535.00
3000177939	08/25/2022	B&B PORTABLE TOILETS	01-5800	GRADUATION B&B		419.00
3000177940	08/25/2022	BANK OF MARIN	23-6250	ESCROW FOR APP #16		39,370.61
3000177941	08/25/2022	BROWN, MORGAN	01-5800	IEP INTERPRETING		481.25
3000177942	08/25/2022	HERITAGE SCHOOLS, INC	01-5852	OPEN PO for invoicing		16,023.00
3000177943	08/25/2022	OPTIMUM BUSINESS	01-5922	Open PO for Internet		253.56
3000177944	08/25/2022	PARADIGM HEALTH CARE SERVICES	01-5800	BACK CASTING 20-21 Y YEAR	1,200.00	
				BACKCASTING 19-20 YEAR	900.00	2,100.00
3000177945	08/25/2022	RAMONE'S BAKERY & CAFE	01-4393	PRINCIPAL'S RETREAT REFRESHMENTS		141.45
3000177946	08/25/2022	REMI VISTA INC	01-5852	SPECIAL ED SERVICES		2,150.00
3000177947	08/25/2022	SAN JOAQUIN CO. OFFICE OF ED.	01-5207	SEND-Jourdan will send PO for registration		550.00
3000177948	08/25/2022	STATE WATER RESOUCES CONTROL BOARD	23-6271	add'l amt due state water board		75.69
3000177949	08/25/2022	THOMPSON BUILDERS	23-6250	Open PO for EHS Gym Project		748,041.49
3000178189	08/29/2022	ACCREDITING COMM FOR SCHOOLS WESTERN ASSOC SCH	01-5300	INVOICE Annual Accreditation EHS and Zoe		2,260.00
3000178190	08/29/2022	ACSA ASSOC OF CA SCHOOL ADMIN	01-5300	ACSA - WAGNER YEARLY TOTAL		1,037.16
3000178191	08/29/2022	ADVANCED SECURITY SYSTEMS	01-4381	BLANKET PO FOR MATERIALS AND SUPPLIES	98.33	
			01-5635	BLANKET PO FOR MATERIALS AND SUPPLIES	260.00	358.33
3000178192	08/29/2022	AMAYA WATSON	01-5800	STUDENT BOARD SCHOLARSHIP		500.00
3000178193	08/29/2022	Amazon Capital Services	01-4310	(Order placed): Classroom Supplies - Lisa	106.83	
				Order Shopping Cart - Beverly	285.13	391.96
3000178194	08/29/2022	AMERICAN EAGLE ENTERPRISES	01-5639	BLEACHER REPAIRS		5,170.00
3000178195	08/29/2022	AMERICAN FIDELITY ADMIN. SERVICES	01-5800	INVOICE: Annual Fee/Contracted Services		2,681.25

The preceding Checks have been issued in accordance with the District's Policy and authorization of the Board of Trustees. It is recommended that the preceding Checks be approved.

ESCAPE ONLINE

Page 13 of 18

Checks Dated 08/01/2022 through 08/31/2022

Check Number	Check Date	Pay to the Order of	Fund-Object	Comment	Expensed Amount	Check Amount
3000178196	08/29/2022	ANIXTER INC	01-4381	BLANKET PO FOR MATERIALS AND SUPPLIES		349.00
3000178197	08/29/2022	AT&T	01-5922	OPEN PO - 831 - DISTRICT WAN		3,695.20
3000178198	08/29/2022	BUSWEST	01-4362	OPEN PO: Thomas school bus replacement parts		129.34
3000178199	08/29/2022	CAMPTON ELECTRIC	01-4381	BLANKET PO FOR MATERIALS		287.87
3000178200	08/29/2022	CDW-G	01-4445	ORDER: Tech Storage		1,651.86
3000178201	08/29/2022	CRYSTAL CREAMERY	13-4710	BLANKET PO: Dairy purchases		2,230.96
3000178202	08/29/2022	CUMMINS INC	01-5633	BLANKET PO: Parts and Vehicle repair		.95
3000178203	08/29/2022	DAN'S AUTO ELECTRIC INC.	01-5633	Open PO for MP Repairs		2,304.39
3000178204	08/29/2022	DOCUMENT TRACKING SERVICES	01-5800	TRANSLATION SVCS		3,405.00
3000178205	08/29/2022	E.L.ACHIEVE INC.	01-4310	EL CLASS MATERIALS	2,911.84	
				Please email PO business@elachieve.org	4,470.51	7,382.35
3000178206	08/29/2022	ENVOY PLAN SERVICES TSA CONSULTING	01-3901	Standing PO - Van Vleck Retirement Contribution		150.00
3000178207	08/29/2022	ENVOY PLAN SERVICES TSA CONSULTING	01-3901	Standing PO - Van Vleck Retirement Contribution		150.00
3000178208	08/29/2022	EUREKA ACE HARDWARE	01-4374	CUSTODIAL SUPPLIES	34.25	
			01-4381	BLANKET PO: MAINT. SUPPLIES	132.13	166.38
3000178209	08/29/2022	EUREKA BROADCASTING INC.	01-5831	INVOICE: Broadcasting invoice		2,895.00
3000178210	08/29/2022	EUREKA NAPA AUTO	01-4362	BPO: Transportation/Motor Pool parts for vehicles	635.95	
				Transportation/Motor Pool parts for vehicles	21.85	657.80
3000178211	08/29/2022	EUREKA RUBBER STAMP CO	01-4381	BLANKET PO FOR MATERIALS AND SUPPLIES.		38.47
3000178212	08/29/2022	FASTENAL COMPANY	01-4381	BLANKET PO FOR MATERIALS AND SUPPLIES		11.68
3000178213	08/29/2022	FRANZ FAMILY BAKERIES	13-4710	BLANKET PO: Bread purchases		562.01
3000178214	08/29/2022	HEINEMANN	01-4310	Curriculum		8,451.58
3000178215	08/29/2022	HENSELL MATERIALS	01-4381	Blanket PO for parts and materials		61.01
3000178216	08/29/2022	HUMBOLDT COMM SERVICES DIST	01-5530	WATER - GRANT/LAF/WINSHIP		1,239.85
3000178217	08/29/2022	HUMBOLDT WASTE MANAGEMENT AUTH	01-5511	OPEN PO for Waste Disposal	5,105.09	
			01-5560	BLANKET PO: Green Waste Disposal	34.63	5,139.72
3000178218	08/29/2022	JACK SCHREDER & ASSOC	01-5800	INVOICE: Contracted Services		277.50
3000178219	08/29/2022	Larson, John M	01-5210	AVID CONF. TRVL		304.19
3000178220	08/29/2022	LOZANO SMITH LLP	01-5824	INVOICE: Legal Fees		5,482.65
3000178221	08/29/2022	MAC'S REFRIGERATION SERVICE	13-5800	OPEN PO for Emergency Refrigeration Repairs		2,913.19

The preceding Checks have been issued in accordance with the District's Policy and authorization of the Board of Trustees. It is recommended that the preceding Checks be approved.

ESCAPE ONLINE

Page 14 of 18

Checks Dated 08/01/2022 through 08/31/2022

Check Number	Check Date	Pay to the Order of	Fund-Object	Comment	Expensed Amount	Check Amount
3000178222	08/29/2022	MACMILLAN HOLDINGS LLC/ DBA HOLTZBRINK PUB LLC	01-4310	Please email PO to ktorres@bfwpub.com	7,212.60	
				STATISTICS SOFTWARE	2,097.60	9,310.20
3000178223	08/29/2022	MCGRAW HILL	01-4110	Curriculum - Ordered uder "EPO-00001"		7,074.01
3000178224	08/29/2022	MENDES SUPPLY	01-4374	OPEN PO	22.33	
			01-4376	BLANKET PO LAUNDRY	749.65	
			01-9320	VFS Restock	844.11	1,616.09
3000178225	08/29/2022	Mosher, Jeanette M	01-5201	MILEAGE		142.50
3000178226	08/29/2022	NORTH COAST FLOOR AND TILE	01-4381	FLOORING FOR QUIET ROOMS		323.38
				AB/LAF/GRANT		
3000178227	08/29/2022	PIERSON BLDG CENTER	01-4377	Blanket PO for supplies and materials	67.91	
			01-4381	Blanket PO for supplies and materials	336.48	404.39
3000178228	08/29/2022	PLATT ELEC SUPPLY INC	01-4381	BLANKET PO FOR MAINTENEANCE SUPPLIES		51.69
3000178229	08/29/2022	PPG ARCHITECTURAL FINISHES, IN	01-4381	BLANKET PO for Maintenance		65.33
3000178230	08/29/2022	PRESENCE LEARNING INC	01-5800	OPEN PO for Speech Services		20,757.00
3000178231	08/29/2022	PRO PACIFIC FRESH	13-4710	BLANKET PO: Food purchases		7,376.49
3000178232	08/29/2022	RAY MORGAN CO.	01-4351	SEND PO to Ray Morgan		257.83
3000178233	08/29/2022	RECOLOGY EEL RIVER FORTUNA TRANSFER	01-4381	*Invoice* Eel River Transfer		97.40
3000178234	08/29/2022	ROCHESTER 100 INC.	01-4310	ORDER: Nicky Folders	1,417.79	
				Unpaid Tax	120.04-	1,297.75
3000178235	08/29/2022	RYDER, BILL	01-4310	INVOICE: Bill Ryder Piano Tuning		2,591.00
3000178236	08/29/2022	S & L FOOD SALES CO.	13-4396	Open PO: Food & Supplies	462.30	
			13-4710	Open PO: Food & Supplies	5,760.96	6,223.26
3000178237	08/29/2022	SCHMIDBAUER LUMBER CO	01-4381	BLANKET PO FOR MATERIALS AND SUPPLIES		2,808.55
3000178238	08/29/2022	SEESAW	01-4310	LEARNING SOFTWARE		3,936.00
3000178239	08/29/2022	SHAFER'S HARDWARE	01-4381	BLANKET PO: MAINT. SUPPLIES		51.53
3000178240	08/29/2022	SHRED AWARE LLC	01-5800	Open PO		304.88
3000178241	08/29/2022	SPURR	01-5511	Open PO Spurr All Sites	10,176.97	
			12-5511	Open PO Spurr All Sites	109.87	10,286.84
3000178242	08/29/2022	STATE OF CALIFORNIA	01-5637	*invoices* State of California conveyance invoices		675.00
3000178243	08/29/2022	SUNBELT RENTALS, INC	01-4381	equipment rental at sunbelt		1,603.61
3000178244	08/29/2022	SYSCO	13-4396	OPEN PO: Food & Supplies	155.96	
			13-4710	OPEN PO: Food & Supplies	9,413.46	9,569.42

The preceding Checks have been issued in accordance with the District's Policy and authorization of the Board of Trustees. It is recommended that the preceding Checks be approved.

ESCAPE ONLINE

Page 15 of 18

Checks Dated 08/01/2022 through 08/31/2022

Check Number	Check Date	Pay to the Order of	Fund-Object	Comment	Expensed Amount	Check Amount
3000178245	08/29/2022	TCI TEACHERS' CURRICULUM INST	01-4310	TCI SPANISH BOOKS (STUDENT BUNDLE)		3,729.12
3000178246	08/29/2022	THRIFTY SUPPLY CO	01-4381	BLNKET PO FOR MAINT. SUPPLIES		315.96
3000178247	08/29/2022	TIMES STANDARD	01-4312	YEARLY SUBSCRIPTION	515.65	
			01-5831	INVOICE: Advertisement	1,707.02	2,222.67
3000178248	08/29/2022	TIMES STANDARD TRI-CITY WEEKLY	01-5831	ADVERTISING INV. PD 2X	368.83-	
				EHS BID ADVERTISING	418.02	49.19
3000178249	08/29/2022	U.S. BANK CORPORATE PMT	01-4310	6GH GR CLASSROOM SUPPL	18.78	
				6TH GR CLASSROOM SUPPL	54.36	
				CABLE/MEMORY CARD ORGANIZERS	106.64	
				EHS SCI MOVING SUPPL	86.31	
				HDMI CABLES	21.05	
				KEYBOARD/MOUSE	48.48	
				MEDICAL SUPPLIES	40.84	
				MENTAL HEALTH SUPPLIES	1,424.35	
				MUSIC DEPT SUPPL	52.09	
				OFFICE SUPPLIES	65.09	
				PRESENTATION REMOTE	52.02	
				SCIENCE CLASS SUPPLIES	167.64	
				SCIENCE CLASS SUPPLIES	44.70	
				SPANISH CLASS SUPPL	370.69	
				SPEAKER STANDS	64.54	
				SUMMER SCH INCENTIVES	82.94	
				SUMMER SCH SUPPLIES	195.63	
				SUMMER SCHOOL INCENTIVES	21.74	
				SUMMER SCHOOL SUPPL	709.33	
				TECH PERIPHERALS SUPPLIES	354.49	
				USB EXT. CABLE	83.03	
			01-4341	SOFTWARE SSL CERT FOR NETWORK	268.00	
				SOFTWARE CLOUD B/U	478.64	
				TEAMSID SOFTWARE MGR	504.00	
				USB/HDMI ADAPTOR	100.20	
				ZOOM SOFTWARE	59.96	
			01-4351	TRANSP OFFICE SUPP	162.13	
				TRANSP OFFICE SUPPL	491.60	
			01-4381	D.O. MARQUEE CONTROL	454.48	
				MERV 13 FILTERS	2,331.56	
				WA PLAYGROUND MAINT	2,793.67	

The preceding Checks have been issued in accordance with the District's Policy and authorization of the Board of Trustees. It is recommended that the preceding Checks be approved.

ESCAPE ONLINE

Page 16 of 18

Checks Dated 08/01/2022 through 08/31/2022

Check Number	Check Date	Pay to the Order of	Fund-Object	Comment	Expensed Amount	Check Amount
3000178249	08/29/2022	U.S. BANK CORPORATE PMT	01-4391	TRANS SAFETY SUPP	31.67	
			01-4393	BOARD MTG DINNER	251.27	
				CABINET LUNCH	81.07	
			01-4445	COMPUTER PARTS	251.07	
				COMPUTER PARTS KINGSTON SERVER	825.93	
				MEMORY		
				PERIPHERALS MONITOR	464.39	
			01-5203	LUNCH WITH J. N. - FUSD	42.01	
			01-5207	MAY REVISION CONF REFUND	250.00-	
			01-5210	AVID - BAGGAGE X 4	140.00	
				AVID CONV TRAVEL	105.30	
				CABINET LUNCH	55.80	
				CSBA AIRFARE	2,733.90	
				ERRONEOUS CHG REPAID CK #2009	77.46	
				JUNE 2022 PAZ CC ADD'L OWED	.01	
				POWERSCHOOL CONF LODGING	1,316.92	
				POWERSCHOOL CONF/TRVEL	159.38	
				POWERSCHOOL CONF/TRVL	144.73	
				PREPAID CONF. CANCEL	296.19-	
			01-5831	19 X \$20 CRAIGSLIST ADVERTISING	380.00	
				ADVERTISING FACEBOOK	558.74	
			01-5881	JUNE F/C	172.18	
			01-5921	PHONE UPGRADE GOOGLE PIXEL 6	408.86	
			01-5950	POSTAGE FOR NECEP	23.20	
				POSTAGE SIP GAN	7.85	
				11-4310 ADULT ED BOOKS	66.06	
				13-4396 KITCHEN SUPPLIES	979.13	
				13-4710 FOOD SUPPLIES	170.73	20,610.45
3000178250	08/29/2022	UNITED RENTALS	01-5623	BLANKET PO FOR MATERIALS AND SUPPLIES		1,086.25
3000178251	08/29/2022	VALLEY PACIFIC	01-4363	NO ACTION: FOR FUEL	2.23	
			01-4364	NO ACTION: FOR FUEL	10.37	
			01-4365	NO ACTION: FOR FUEL	12.03	
			01-4381	NO ACTION: FOR FUEL	2.20	26.83
Total Number of Checks					310	2,650,977.47

The preceding Checks have been issued in accordance with the District's Policy and authorization of the Board of Trustees. It is recommended that the preceding Checks be approved.

ESCAPE ONLINE

Page 17 of 18

Checks Dated 08/01/2022 through 08/31/2022

Check Number	Check Date	Pay to the Order of	Fund-Object	Comment	Expensed Amount	Check Amount
--------------	------------	---------------------	-------------	---------	-----------------	--------------

	Count	Amount
Cancel	1	2,464.13
Net Issue		2,648,513.34

Fund Recap

Fund	Description	Check Count	Expensed Amount
01	GENERAL FUND	264	1,685,098.16
11	ADULT EDUCATION FUND	4	480.69
12	CHILD DEVELOPMENT FUND	8	1,424.80
13	CAFETERIA FUND	34	71,430.91
23	EUREKA CITY SCHOOLS ME/	8	826,083.21
67	SELF INSURANCE FUND-VISI	1	10,895.00
68	SELF INSURANCE FUND-DEI	1	52,198.00
73	FOUNDATION TRUST FUND	1	1,195.45
Total Number of Checks		309	2,648,806.22
Less Unpaid Tax Liability			292.88
Net (Check Amount)			2,648,513.34

The preceding Checks have been issued in accordance with the District's Policy and authorization of the Board of Trustees. It is recommended that the preceding Checks be approved.

ESCAPE ONLINE

Page 18 of 18

AGENDA ITEM

Agenda Title: Approval and Acceptance of the Amended Grant Award Notification (GAN) for the California Community Schools Partnership Program (CCSPP): Implementation Grant

Meeting Date: September 15, 2022

Item: Consent

WHAT *(the board is asked to discuss, receive, approve, or adopt)*

The Governing Board is asked to approve and accept the amended Grant Award Notification (GAN) for the California Community Schools Partnership Program (CCSPP): Implementation Grant.

WHY *(briefly explain why the action or discussion is important; and if applicable, how it is connected to site, district, or strategic plans)*

The amended CCSPP GAN has the corrected award start and end dates.

STRATEGIC PLAN/PRIORITY AREA:

Priority Area 12: Student Transitions

HISTORY *(list previous staff or board action(s) with dates if possible)*

The CCSPP original GAN was approved and accepted at the August 4, 2022 Board meeting.

HOW MUCH *(list the revenue amount \$ and/or the expense amount \$)*

The grant award is \$3,562,500.

WHO *(list the name of the contact person(s), job title, and site location)*



Paul Ziegler, Assistant Superintendent of Business Services

ATTACHMENTS:

Description

- ▣ Amended GAN

Grant Award Notification

GRANTEE NAME AND ADDRESS Fred Van Vleck, Ed.D., Superintendent Eureka City Schools 2100 J Street Eureka, CA 95501-3055				CDE GRANT NUMBER			
				FY	PCA	Vendor Number	Suffix
				2021	25622	75515	00
Attention Fred Van Vleck, Ed.D., Superintendent				STANDARDIZED ACCOUNT CODE STRUCTURE			COUNTY
Program Office Accounting Office, Grant Funds				Resource Code		Revenue Object Code	12
Telephone 707-441-2400				6332		8590	INDEX
Name of Grant Program CCSPP: Implementation Grant							0615
GRANT DETAILS	Original/Prior Amendments	Amendment Amount	Total	Amend. No.	Award Starting Date	Award Ending Date	
	\$3,562,500	N/A	\$3,562,500	1	06/01/2022	06/30/2027	
CFDA Number	Federal Grant Number	Federal Grant Name				Federal Agency	
N/A	N/A	N/A				N/A	
Eureka City Schools has been funded for the California Community Schools Partnership Program (CCSPP) Implementation Grant. This amendment reflects an updated Award Starting Date and Award Ending Date. This award is contingent upon the availability of funds. If the Legislature reduces or defers the funding upon which this award is based, this award will be amended accordingly. Please return the original, signed Grant Award Notification (AO-400) to: <div style="text-align: center;"> Lisa Reimers, Education Programs Consultant Career and College Transition Division California Department of Education 1430 N Street, Suite 4202 Sacramento, CA 95814-5901 </div>							
California Department of Education Contact				Job Title			
Lisa Reimers				Education Programs Consultant			
E-mail Address					Telephone		
CCSPP@cde.ca.gov					916-322-1762		
Signature of the State Superintendent of Public Instruction or Designee					Date		
					August 8, 2022		
CERTIFICATION OF ACCEPTANCE OF GRANT REQUIREMENTS							
<i>On behalf of the grantee named above, I accept this grant award. I have read the applicable certifications, assurances, terms, and conditions identified on the grant application (for grants with an application process) or in this document or both; and I agree to comply with all requirements as a condition of funding.</i>							
Printed Name of Authorized Agent				Title			
Paul Ziegler				Assistant Superintendent			
E-mail Address					Telephone		
zieglerp@eurekacityschools.org					707-441-2413		
Signature					Date		
					August 18, 2022		

Grant Award Notification (Continued)

The following Grant conditions apply:

1. The grant award will be processed upon receipt of the signed Grant Award Notification (AO-400). This AO-400 must be signed by the superintendent or an authorized official and **returned within 10 working days**.
2. All approved program funds must be expended within the dates designated and for the maximum amount indicated on the AO-400. Encumbrances may be made at any time after the beginning date of the grant stated on the AO-400. No extensions of this grant will be allowed.
3. The grantee will support the expansion, continuation or addition of community schools in accordance with the CCSPP application that was submitted by the grantee. The purpose of this program is to help build the capacity of Local Educational Agencies (LEAs) to plan, implement and coordinate community schools. The AO-400, is in accordance with the provisions of California *Education Code (EC)* sections 8900 through 8902 and the Community Schools Framework. These funds may not supplant current costs. Expenditures shall comply with all applicable provisions of federal, state, and local rules, regulations, and policies relating to the administration and accounting for public school funds, including but not limited to the *EC*.
4. The grantee must limit administrative indirect costs to the rate approved by the California Department of Education (CDE) for the applicable fiscal year in which the funds are spent.
5. Scheduled payments of grant funds will be as follows:
 - The first payment: 90 percent of the grant funds for the first program year will be released upon completion and return of the AO-400 and the receipt and approval by the High School Innovations and Initiatives Office (HSIIIO) of a community school plan for each new community school, as indicated in the grantee's application, before funds can be released.
 - The second through fifth payment: 90 percent of the grant funds for the current program year and five percent from the previous year's withholding will be released upon the receipt and approval by the HSIIIO and/or a Technical Assistance Center (TAC) of the Annual Progress Report, Implementation Plan Update, Sustainability Plan and Expenditure Report that is due annually no later than June 30, 2023, June 30, 2024, June 30, 2025, and June 30, 2026, before funds can be released.
 - The final payment: The remaining portion thereof the entire grant budget pending receipt and approval by the HSIIIO and/or a TAC of the required End of Project Report and Expenditure Report that is due no later than June 30, 2027, before funds can be released.
6. General Assurances are hereby incorporated by reference. The CDE has agreed to accept the assurances currently provided in the LEAs Consolidated Application. The CDE will verify if the agency has submitted the required certifications and assurances.
7. The grantee agrees to submit all required deliverables no later than the due dates set forth in the RFA. The grantee also agrees to participate in technical assistance activities provided by the CDE, Lead and Regional TAC(s). Late submissions will delay progress payments. All required reports must be approved by the HSIIIO and/or a TAC before progress payments will be made. Failure to submit the required deliverables by the established due dates may jeopardize LEA funding. Late or non-submission of the required deliverables may result in termination of the grant with the CDE and the billing for any funds given to the LEA in advance. Failure to submit required deliverables may also jeopardize future eligibility for grant funding.
8. Under authority of the CDE, if the LEA is identified as noncompliant, special conditions may be imposed. The State Superintendent of Public Instruction may authorize the CDE to withhold partial or total funding. LEAs with sanctions will receive notification of special conditions. No payments will be released to LEAs with special conditions until the CDE receives written notification from the LEA agreeing to the special conditions.

If there are any questions regarding the CCSPP grant requirements, please email CCSPP@cde.ca.gov.

AGENDA ITEM

Agenda Title: Approval to Accept Donation to Eureka City Schools' Corp Yard Fleet
Meeting Date: September 15, 2022
Item: Consent

WHAT *(the board is asked to discuss, receive, approve, or adopt)*

The Governing Board is asked to accept the donation of a 2004 Ford F-150 5.4 Triton to Eureka City Schools' Corp Yard Fleet.

WHY *(briefly explain why the action or discussion is important; and if applicable, how it is connected to site, district, or strategic plans)*

The donation will be used as the Transportation Department service truck.

STRATEGIC PLAN/PRIORITY AREA:

Subject does not apply to a Strategic Plan Priority Area

HISTORY *(list previous staff or board action(s) with dates if possible)*

Not applicable.

HOW MUCH *(list the revenue amount \$ and/or the expense amount \$)*

The estimated value is between \$2,351 to \$4,978.

WHO *(list the name of the contact person(s), job title, and site location)*

Paul Ziegler, Assistant Superintendent of Business Services

AGENDA ITEM

Agenda Title: Approval of Intent to Apply for 2022-2023 Career Technical Education Incentive Grant (CTEIG)
Meeting Date: September 15, 2022
Item: Consent

WHAT *(the board is asked to discuss, receive, approve, or adopt)*

The Governing Board is asked to approve the Intent to Apply for the 2022-2023 Career Technical Education Incentive Grant (CTEIG)

WHY *(briefly explain why the action or discussion is important; and if applicable, how it is connected to site, district, or strategic plans)*

The California Career Technical Education Incentive Grant (CTEIG) program is used to fund CTE teacher salaries, materials, and capital equipment purchases.

The grant allows EHS to continue to offer a broad range of CTE classes.

STRATEGIC PLAN/PRIORITY AREA:

Priority Area 8: Career and Technical Education (CTE)

HISTORY *(list previous staff or board action(s) with dates if possible)*

This is an annual grant application.

HOW MUCH *(list the revenue amount \$ and/or the expense amount \$)*

The requested amount is \$215,376.

WHO *(list the name of the contact person(s), job title, and site location)*

Paul Ziegler, Assistant Superintendent of Business Services

ATTACHMENTS:

Description

- ▢ Grant Intent to Apply Form

GRANT INTENT TO APPLY

Grant Name: CTEIG - Career Technical Education Incentive Grant

Start/End Date: July 1, 2022 - Dec 31, 2024

Responsible School/Dept.: Eureka High School and Ed Services

Grant Description: Funding to supplement CTE pathways and to pay for 1.0 FTE of a CTE teacher

FUNDING

Type	Source	Amount
<input type="checkbox"/> Federal		
<input checked="" type="checkbox"/> State	CTEIG Funding	Requesting \$215,376
<input type="checkbox"/> Local		
<input type="checkbox"/> Match		
Other		
TOTAL		\$215,376

BUDGET SUMMARY

1000 - Cert. Salaries	\$102,765
3000 - Employee Benefits	\$35,568
4000 - Books & Supplies	\$8,000
5000 - Contract Services, Travel, Conference	\$9,000
6000 - Capital Outlay Req.	\$46,103
7000 - Indirect Cost	\$13,940

Staffing Information:FTE
Classification/Position Title

		Amount
<input checked="" type="checkbox"/> Existing Staff <input type="checkbox"/> New Staff	1.0 FTE CTE Teacher	\$ 138,333
<input type="checkbox"/> Existing Staff <input type="checkbox"/> New Staff	_____	\$ _____
<input type="checkbox"/> Existing Staff <input type="checkbox"/> New Staff	_____	\$ _____

Grant Non-Salary Costs:

Reimbursements:

Indirect Cost: 6.92 % \$ 13,940

Other _____ \$ _____

APPROVED: _____

ECS Administration

AGENDA ITEM

Agenda Title: Approval of Resolution #22-23-005, Adopt GANN Limit for 2022-2023
Meeting Date: September 15, 2022
Item: Consent

WHAT *(the board is asked to discuss, receive, approve, or adopt)*

The Governing Board is asked to approve Resolution #22-23-005, adopting the 2022-2023 GANN Limit.

WHY *(briefly explain why the action or discussion is important; and if applicable, how it is connected to site, district, or strategic plans)*

California Government Code 7910 requires the Governing Board, by resolution, to establish its appropriations limit and make other necessary determinations for the following fiscal year at a regularly scheduled meeting, pursuant to Article XIIB .

STRATEGIC PLAN/PRIORITY AREA:

Applied to the "Fiscal Integrity of the District" portion of the Strategic Plan

HISTORY *(list previous staff or board action(s) with dates if possible)*

Annual resolution.

HOW MUCH *(list the revenue amount \$ and/or the expense amount \$)*

Not applicable.

WHO *(list the name of the contact person(s), job title, and site location)*

Paul Ziegler, Assistant Superintendent of Business Services

ATTACHMENTS:

Description

- ▣ Resolution
- ▣ GANN Limit Calculations

RESOLUTION TO ADOPT GANN

LIMIT 2022-2023

WHEREAS, In November, 1979, the California electorate did adopt Proposition 4, commonly called the Gann Amendment, which added Article XIII-B to the California Constitution; and

WHEREAS, The provisions of that Article establish maximum appropriation limitations, commonly called "Gann Limits," for public agencies, including school districts; and

WHEREAS, The Eureka City School District must establish a revised Gann Limit for the 2021-2022 fiscal year and a projected Gann Limit for the 2022-2023 fiscal year in accordance with the provisions of Article XIII-B and applicable statutory law;

NOW, THEREFORE, BE IT RESOLVED that this Board does provide public notice, that the attached calculations and documentation of the Gann Limits for the 2021-2022 and 2022-2023 fiscal years are made in accordance with applicable constitutional and statutory law;

AND BE IT FURTHER RESOLVED that this Board does hereby declare that the appropriations in the Budget for the 2021-2022 and 2022-2023 fiscal years do not exceed the limitations imposed by Proposition 4;

AND BE IT FURTHER RESOLVED that the Superintendent provide copies of this resolution along with appropriate attachments to interested citizens of this district.

PASSED AND ADOPTED this 15 day of September, 2022.

Board President

District Superintendent

	2021-22 Calculations			2022-23 Calculations		
	Extracted Data	Adjustments*	Entered Data/ Totals	Extracted Data	Adjustments*	Entered Data/ Totals
A. PRIOR YEAR DATA (2020-21 Actual Appropriations Limit and Gann ADA are from district's prior year Gann data reported to the CDE)	2020-21 Actual			2021-22 Actual		
1. FINAL PRIOR YEAR APPROPRIATIONS LIMIT (Preload/Line D11, PY column)	31,872,785.17		31,872,785.17			31,579,422.64
2. PRIOR YEAR GANN ADA (Preload/Line B3, PY column)	3,495.76		3,495.76			3,275.98
ADJUSTMENTS TO PRIOR YEAR LIMIT	Adjustments to 2020-21			Adjustments to 2021-22		
3. District Lapses, Reorganizations and Other Transfers						
4. Temporary Voter Approved Increases						
5. Less: Lapses of Voter Approved Increases						
6. TOTAL ADJUSTMENTS TO PRIOR YEAR LIMIT (Lines A3 plus A4 minus A5)		0.00				0.00
7. ADJUSTMENTS TO PRIOR YEAR ADA (Only for district lapses, reorganizations and other transfers, and only if adjustments to the appropriations limit are entered in Line A3 above)						
B. CURRENT YEAR GANN ADA (2021-22 data should tie to Principal Apportionment Software Attendance reports and include ADA for charter schools reporting with the district)	2021-22 P2 Report			2022-23 P2 Estimate		
1. Total K-12 ADA (Form A, Line A6)	3,275.98		3,275.98	3,401.90		3,401.90
2. Total Charter Schools ADA (Form A, Line C9)	0.00		0.00	0.00		0.00
3. TOTAL CURRENT YEAR P2 ADA (Line B1 plus B2)			3,275.98			3,401.90
C. CURRENT YEAR LOCAL PROCEEDS OF TAXES/STATE AD RECEIVED TAXES AND SUBVENTIONS (Funds 01, 09, and 62)	2021-22 Actual			2022-23 Budget		
1. Homeowners' Exemption (Object 8021)	169,351.90		169,351.90	167,248.00		167,248.00
2. Timber Yield Tax (Object 8022)	188,003.66		188,003.66	222,987.00		222,987.00
3. Other Subventions/In-Lieu Taxes (Object 8029)	0.00		0.00	0.00		0.00
4. Secured Roll Taxes (Object 8041)	13,653,079.79		13,653,079.79	13,694,554.00		13,694,554.00
5. Unsecured Roll Taxes (Object 8042)	645,393.20		645,393.20	634,082.00		634,082.00
6. Prior Years' Taxes (Object 8043)	29,858.85		29,858.85	8,100.00		8,100.00
7. Supplemental Taxes (Object 8044)	170,730.65		170,730.65	195,966.00		195,966.00
8. Ed. Rev. Augmentation Fund (ERAF) (Object 8045)	694,874.21		694,874.21	707,826.00		707,826.00
9. Penalties and Int. from Delinquent Taxes (Object 8048)	0.00		0.00	0.00		0.00
10. Other In-Lieu Taxes (Object 8082)	1,201.99		1,201.99	959.00		959.00
11. Comm. Redevelopment Funds (objects 8047 & 8625)	1,606,007.44		1,606,007.44	1,577,469.00		1,577,469.00
12. Parcel Taxes (Object 8621)	0.00		0.00	0.00		0.00
13. Other Non-Ad Valorem Taxes (Object 8622) (Taxes only)	0.00		0.00	0.00		0.00
14. Penalties and Int. from Delinquent Non-LCFF Taxes (Object 8629) (Only those for the above taxes)	0.00		0.00	0.00		0.00
15. Transfers to Charter Schools in Lieu of Property Taxes (Object 8096)						
16. TOTAL TAXES AND SUBVENTIONS (Lines C1 through C15)	17,158,501.69	0.00	17,158,501.69	17,209,191.00	0.00	17,209,191.00
OTHER LOCAL REVENUES (Funds 01, 09, and 62)						
17. To General Fund from Bond Interest and Redemption Fund (Excess debt service taxes) (Object 8914)	0.00		0.00	0.00		0.00
18. TOTAL LOCAL PROCEEDS OF TAXES (Lines C16 plus C17)	17,158,501.69	0.00	17,158,501.69	17,209,191.00	0.00	17,209,191.00

	2021-22 Calculations			2022-23 Calculations		
	Extracted Data	Adjustments*	Entered Data/ Totals	Extracted Data	Adjustments*	Entered Data/ Totals
EXCLUDED APPROPRIATIONS						
19a. Medicare (Enter federally mandated amounts only from objs. 3301 & 3302; do not include negotiated amounts)			383,745.26			369,854.00
19b. Qualified Capital Outlay Projects						
19c. Routine Restricted Maintenance Account (Fund 01, Resource 8150, Objects 8900-8999)	1,573,368.51		1,573,368.51	2,004,073.00		2,004,073.00
OTHER EXCLUSIONS						
20. Americans with Disabilities Act						
21. Unreimbursed Court Mandated Desegregation Costs						
22. Other Unfunded Court-ordered or Federal Mandates						
23. TOTAL EXCLUSIONS (Lines C19 through C22)	1,573,368.51	0.00	1,957,113.77	2,004,073.00	0.00	2,373,927.00
STATE AID RECEIVED (Funds 01, 09, and 62)						
24. LCFF - CY (objects 8011 and 8012)	23,819,103.00		23,819,103.00	26,257,447.00		26,257,447.00
25. LCFF/Revenue Limit State Aid - Prior Years (Object 8019)	2.49		2.49	0.00		0.00
26. TOTAL STATE AID RECEIVED (Lines C24 plus C25)	23,819,105.49	0.00	23,819,105.49	26,257,447.00	0.00	26,257,447.00
DATA FOR INTEREST CALCULATION						
27. Total Revenues (Funds 01, 09 & 62; objects 8000-8799)	64,207,452.96		64,207,452.96	64,728,895.00		64,728,895.00
28. Total Interest and Return on Investments (Funds 01, 09, and 62; objects 8660 and 8662)	168,159.57		168,159.57	82,486.00		82,486.00
D. APPROPRIATIONS LIMIT CALCULATIONS	2021-22 Actual			2022-23 Budget		
PRELIMINARY APPROPRIATIONS LIMIT						
1. Revised Prior Year Program Limit (Lines A1 plus A6)			31,872,785.17			31,579,422.64
2. Inflation Adjustment			1.0573			1.0755
3. Program Population Adjustment (Lines B3 divided by [A2 plus A7]) (Round to four decimal places)			0.9371			1.0384
4. PRELIMINARY APPROPRIATIONS LIMIT (Lines D1 times D2 times D3)			31,579,422.64			35,267,873.94
APPROPRIATIONS SUBJECT TO THE LIMIT						
5. Local Revenues Excluding Interest (Line C18)			17,158,501.69			17,209,191.00
6. Preliminary State Aid Calculation						
a. Minimum State Aid in Local Limit (Greater of \$120 times Line B3 or \$2,400; but not greater than Line C26 or less than zero)			393,117.60			408,228.00
b. Maximum State Aid in Local Limit (Lesser of Line C26 or Lines D4 minus D5 plus C23; but not less than zero)			16,378,034.72			20,432,609.94
c. Preliminary State Aid in Local Limit (Greater of Lines D6a or D6b)			16,378,034.72			20,432,609.94
7. Local Revenues in Proceeds of Taxes						
a. Interest Counting in Local Limit (Line C28 divided by [Lines C27 minus C28] times [Lines D5 plus D6c])			88,062.96			48,029.30
b. Total Local Proceeds of Taxes (Lines D5 plus D7a)			17,246,564.65			17,257,220.30
8. State Aid in Proceeds of Taxes (Greater of Line D6a, or Lines D4 minus D7b plus C23; but not greater than Line C26 or less than zero)			16,289,971.76			20,384,580.64
9. Total Appropriations Subject to the Limit						
a. Local Revenues (Line D7b)			17,246,564.65			
b. State Subventions (Line D8)			16,289,971.76			
c. Less: Excluded Appropriations (Line C23)			1,957,113.77			
d. TOTAL APPROPRIATIONS SUBJECT TO THE LIMIT (Lines D9a plus D9b minus D9c)			31,579,422.64			

	2021-22 Calculations			2022-23 Calculations		
	Extracted Data	Adjustments*	Entered Data/ Totals	Extracted Data	Adjustments*	Entered Data/ Totals
10. Adjustments to the Limit Per Government Code Section 7902.1 (Line D9d minus D4)			0.00			
SUMMARY	2021-22 Actual			2022-23 Budget		
11. Adjusted Appropriations Limit (Lines D4 plus D10)			31,579,422.64			35,267,873.94
12. Appropriations Subject to the Limit (Line D9d)			31,579,422.64			

* Please provide below an explanation for each entry in the adjustments column.

707-445-7059

Contact Phone Number

AGENDA ITEM

Agenda Title: Consideration of Student Expulsion (EC Sec 48918(c) or 760030)
[Student #22-23-053, Resolution#22-23-003]
Meeting Date: September 15, 2022
Item: Discussion/Action

WHAT *(the board is asked to discuss, receive, approve, or adopt)*

The Governing Board is asked to approve the Stipulated Expulsion of a student (EC Sec 48918(c) or 760030) [Student 22-23-053; Resolution #22-23-003].

WHY *(briefly explain why the action or discussion is important; and if applicable, how it is connected to site, district, or strategic plans)*

Actions by this student resulted in a recommendation for expulsion by the school.

STRATEGIC PLAN/PRIORITY AREA:

Subject does not apply to a Strategic Plan Priority Area

HISTORY *(list previous staff or board action(s) with dates if possible)*

This item was discussed in Closed Session at the Board meeting on September 15, 2022.

HOW MUCH *(list the revenue amount \$ and/or the expense amount \$)*

There is no expenditure or revenue associated with this item.

WHO *(list the name of the contact person(s), job title, and site location)*

Lisa Claussen, Director of Student Services

AGENDA ITEM

Agenda Title: Certification of the 2021-2022 Unaudited Actuals

Meeting Date: September 15, 2022

Item: Discussion/Action

WHAT *(the board is asked to discuss, receive, approve, or adopt)*

The Governing Board is asked to approve the Unaudited Actual Financial Report for 2021-2022.

WHY *(briefly explain why the action or discussion is important; and if applicable, how it is connected to site, district, or strategic plans)*

Pursuant to Ed Code 42100, the governing board of a school district shall approve an unaudited actual financial report for the fiscal year just completed and file it with the County Superintendent of Schools.

STRATEGIC PLAN/PRIORITY AREA:

Applied to the "Fiscal Integrity of the District" portion of the Strategic Plan

HISTORY *(list previous staff or board action(s) with dates if possible)*

Annual approval.

HOW MUCH *(list the revenue amount \$ and/or the expense amount \$)*

Not applicable.

WHO *(list the name of the contact person(s), job title, and site location)*

Paul Ziegler, Assistant Superintendent of Business Services

ATTACHMENTS:

Description

- ▣ Unaudited Actuals
- ▣ All Funds
- ▣ General Fund 4-year Comparison
- ▣ Presentation

August 30, 2022

MEMORANDUM

TO: District Superintendents and Business Managers

FROM: Angela West, Director of Fiscal Services

SUBJECT: **CERTIFICATION OF UNAUDITED ACTUAL FINANCIAL REPORT AND
GANN LIMIT FOR 2022-2023**

Pursuant to E.C. 42100, the governing board of a school district shall approve an unaudited actual financial report for the fiscal year just completed and file it with the County Superintendent of Schools **on or before September 15, 2022**.

Enclosed please find your 2021-2022 Unaudited Actuals, generated using the newest California Department of Education (CDE) SACS Financial Reporting Software, data from the financial system and information provided by district staff.

Please complete the Form CA (the certification) and return it via email to Lori Rhinehart, in the Business Office directly after board approval so that we may transmit the data to the state in a timely fashion.

As a reminder, although the GANN Limit Calculation is included as part of the unaudited actual packet, a resolution must still be adopted by the district's board pursuant to Education Code Sections 1629 and 43142. A sample resolution has been provided that you may wish to use, as well as some general information regarding the GANN Limit. After board action, please email the signed Gann Limit Resolution to Lori Rhinehart at lrhinehart@hcoe.org

If you have any questions, please feel free to call me at 441-3946, Kelley Withers at 445-5313 or Rachel Damme at 445-7059. Thank you.

AW:cm

Enclosure

c: Corey Weber, Kelley Withers, Rachel Damme, Lori Rhinehart

RESOLUTION TO ADOPT GANN

LIMIT 2022-2023

WHEREAS, In November, 1979, the California electorate did adopt Proposition 4, commonly called the Gann Amendment, which added Article XIII-B to the California Constitution; and

WHEREAS, The provisions of that Article establish maximum appropriation limitations, commonly called "Gann Limits," for public agencies, including school districts; and

WHEREAS, The _____ School District must establish a revised Gann Limit for the 2021-2022 fiscal year and a projected Gann Limit for the 2022-2023 fiscal year in accordance with the provisions of Article XIII-B and applicable statutory law;

NOW, THEREFORE, BE IT RESOLVED that this Board does provide public notice, that the attached calculations and documentation of the Gann Limits for the 2021-2022 and 2022-2023 fiscal years are made in accordance with applicable constitutional and statutory law;

AND BE IT FURTHER RESOLVED that this Board does hereby declare that the appropriations in the Budget for the 2021-2022 and 2022-2023 fiscal years do not exceed the limitations imposed by Proposition 4;

AND BE IT FURTHER RESOLVED that the Superintendent provide copies of this resolution along with appropriate attachments to interested citizens of this district.

PASSED AND ADOPTED this _____ day of _____, 2022.

Board President

District Superintendent

GENERAL INFORMATION REGARDING THE GANN LIMIT

The Gann Amendment (Proposition 4, 1979) limits the growth in appropriations made by the State of California, school districts, and local governments. All districts are required by the legislature to adopt their Gann appropriations limit each year by board resolution.

The essence of the Gann Amendment is that district appropriations in each year cannot exceed a computed appropriations limit (popularly called the Gann Limit) which in each year is adjusted for inflation and changes in attendance. While the concept is simple, the application of the Gann Amendment is more involved because not all appropriations are subject to the Gann Limitation.

The Gann Amendment controls only appropriations made from certain revenue sources, namely the "proceeds of taxes levied by or for" a district or "state subventions for the use and operation" of a district. Furthermore, the amendment excludes appropriations for certain purposes, namely debt service and the added cost of court and federally mandated programs. It is simply not possible for school districts to trace all appropriations to their revenue source, and therefore, the amendment involves a confusing mixture of appropriations and revenues. Fortunately, **SB 1352** (Chapter 1205 of the Statutes of 1980) made definitions which greatly simplify the implementation process.

The Gann Amendment states that, out of all the state aid that a district receives, only that which is "for the use and operation" of a district is subject to limitation at the district level. The remainder of the state aid is subject to limitation at the state level, and is therefore not subject to limitation at the local level.

Additionally, with the passage of **AB 198/SB 98** (statutes of 1989), there are numerous changes to the calculation contained in **Education Code 42132** and **Government Code 7906**. Among some of the changes is a requirement to recalculate the 1978-79 base year in 1989 and carry that computation forward for all subsequent years.

With these changes and others there are only five revenue sources from which appropriations are subject to limitation:

1. Local tax revenues that count towards the revenue limit.
2. Unrestricted state aid, which includes the following: Local Control Funding Formula (LCFF) State Aid, including Education Protection Account (EPA) State Aid, for school districts equal to the foundation program level minus the local tax income in item (1), but not less than \$120 per ADA; Local Control Funding Formula State Aid for charter schools.
3. The unrestricted beginning balance.
4. Income from interest and return on investments.
5. The miscellaneous funds (taxes) not included as local income in the LCFF.

Any other source of revenue is excluded from the provisions of the Gann Amendment because:

1. The revenue is federal revenue.
2. The revenue is state aid subject to limitation at the state level.
3. The revenue is local revenue that is not from the proceeds of taxes.
4. The revenue is from the proceeds of taxes, but the appropriation of this revenue is excluded from limitation by the Gann Amendment (e.g. tax levy for debt service).

GANN CALCULATIONS

Implementing the Gann Amendment starts with the calculation of the 1978-79 (base year) Gann Limit which is simply equal to the appropriations subject to limitation for that year. That base limit is then inflated by the percent of change in population (ADA) and the consumer price index. No amounts need to be calculated for 1979-80 in that, while 1978-79 is used as the base year for the Gann calculations, the Gann Amendment only became effective starting in 1980-81.

TIMELINE

A resolution such as the one in this packet should be used to establish the Gann Limit for each fiscal year. Districts should post the board agenda showing the Gann Limit will be adopted. The actual calculations must be available for the public. After the Gann Limit has been established, it may be challenged in court within 45 days of the board resolution date of adoption.

GOVERNMENT CODE RELATING TO GANN LIMIT

7910 Excerpt:

Each year the governing body of each local jurisdiction shall, by resolution, establish its appropriations limit and make other necessary determinations for the following fiscal year pursuant to Article XIIIB at a regularly scheduled meeting or noticed special meeting. The determinations made pursuant to this section are legislative acts.

Any judicial action or proceeding to attack, review, set aside, void, or annul the action of the governing body taken pursuant to this section for the 1980-81 fiscal year shall be commenced within 60 days of the effective date of the resolution or the effective date of the act which added this section to the Government Code, whichever date is later.

For the 1981-82 fiscal year and each fiscal year thereafter, any judicial action or proceeding to attack, review, set aside, void, or annul the action of the governing body taken pursuant to this section shall be commenced within 45 days of the effective date of the resolution.

All courts wherein such actions are or may be hereafter pending, including any court reviewing such action on appeal from the decision of a lower court, shall give such actions preference over all other civil actions therein, in the manner of setting the same for hearing or trial and in hearing the same to the end that all such actions shall be quickly heard and determined.

UNAUDITED ACTUAL FINANCIAL REPORT:

To the County Superintendent of Schools:

2021-22 UNAUDITED ACTUAL FINANCIAL REPORT. This report was prepared in accordance with Education Code Section 41010 and is hereby approved and filed by the governing board of the school district pursuant to Education Code Section 42100.

Signed: _____
Clerk/Secretary of the Governing Board
(Original signature required)

Date of Meeting: _____

To the Superintendent of Public Instruction:

2021-22 UNAUDITED ACTUAL FINANCIAL REPORT. This report has been verified for accuracy by the County Superintendent of Schools pursuant to Education Code Section 42100.

Signed: _____
County Superintendent/Designee
(Original signature required)

Date: _____

For additional information on the unaudited actual reports, please contact:

For County Office of Education:

Corey Weber
Name
Assistant Superintendent Business Services
Title
707-445-7066
Telephone
cweber@hcoe.org
E-mail Address

For School District:

Paul Ziegler
Name
Assistant Superintendent
Title
707-441-2412
Telephone

E-mail Address

Unaudited Actuals
FINANCIAL REPORTS
2021-22 Unaudited Actuals
Summary of Unaudited Actual Data Submission

Following is a summary of the critical data elements contained in your unaudited actual data. Since these data may have fiscal implications for your agency, please verify their accuracy before filing your unaudited actual financial reports.

Form	Description	Value
CEA	Percent of Current Cost of Education Expended for Classroom Compensation Must equal or exceed 60% for elementary, 55% for unified, and 50% for high school districts or future apportionments may be affected. (EC 41372)	55.94%
	CEA Deficiency Amount Applicable to districts not exempt from the requirement and not meeting the minimum classroom compensation percentage - see Form CEA for further details.	\$0.00
ESMOE	Every Student Succeeds Act (ESSA) Maintenance of Effort (MOE) Determination If MOE Not Met, the 2023-24 apportionment may be reduced by the lesser of the following two percentages: MOE Deficiency Percentage - Based on Total Expenditures MOE Deficiency Percentage - Based on Expenditures Per ADA	MOE Met
GANN	Adjustments to Appropriations Limit Per Government Code Section 7902.1 If this amount is not zero, it represents an increase to your Appropriations Limit. The Department of Finance must be notified of increases within 45 days of budget adoption.	\$0.00
	Adjusted Appropriations Limit	\$31,579,422.64
	Appropriations Subject to Limit	\$31,579,422.64
	These amounts represent the board approved Appropriations Limit and Appropriations Subject to Limit pursuant to Government Code Section 7906 and EC 42132.	
ICR	Preliminary Proposed Indirect Cost Rate Fixed-with-carry-forward indirect cost rate for use in 2023-24, subject to CDE approval.	4.03%

1/15/2021

G = General Ledger Data; S = Supplemental Data

Form	Description	Data Supplied For:	
		2021-22 Unaudited Actuals	2022-23 Budget
01	General Fund/County School Service Fund	GS	GS
08	Student Activity Special Revenue Fund	G	G
09	Charter Schools Special Revenue Fund		
10	Special Education Pass-Through Fund		
11	Adult Education Fund	G	G
12	Child Development Fund	G	G
13	Cafeteria Special Revenue Fund	G	G
14	Deferred Maintenance Fund	G	G
15	Pupil Transportation Equipment Fund		
17	Special Reserve Fund for Other Than Capital Outlay Projects	G	G
18	School Bus Emissions Reduction Fund		
19	Foundation Special Revenue Fund		
20	Special Reserve Fund for Postemployment Benefits	G	G
21	Building Fund	G	G
25	Capital Facilities Fund	G	G
30	State School Building Lease-Purchase Fund		
35	County School Facilities Fund	G	G
40	Special Reserve Fund for Capital Outlay Projects	G	G
49	Capital Project Fund for Blended Component Units		
51	Bond Interest and Redemption Fund	G	G
52	Debt Service Fund for Blended Component Units		
53	Tax Override Fund		
56	Debt Service Fund		
57	Foundation Permanent Fund		
61	Cafeteria Enterprise Fund		
62	Charter Schools Enterprise Fund		
63	Other Enterprise Fund		
66	Warehouse Revolving Fund		
67	Self-Insurance Fund	G	G
71	Retiree Benefit Fund		
73	Foundation Private-Purpose Trust Fund	G	G
76	Warrant/Pass-Through Fund		
95	Student Body Fund		G
A	Average Daily Attendance	S	S
ASSET	Schedule of Capital Assets	S	
CA	Unaudited Actuals Certification	S	
CAT	Schedule for Categoricals		
CEA	Current Expense Formula/Minimum Classroom Comp. - Actuals	GS	
CHG	Change Order Form		
DEBT	Schedule of Long-Term Liabilities	S	
ESMOE	Every Student Succeeds Act Maintenance of Effort	GS	
GANN	Appropriations Limit Calculations	GS	GS
ICR	Indirect Cost Rate Worksheet	GS	
L	Lottery Report	GS	
PCRAF	Program Cost Report Schedule of Allocation Factors	GS	
PCR	Program Cost Report	GS	

G = General Ledger Data; S = Supplemental Data

Form	Description	Data Supplied For:	
		2021-22 Unaudited Actuals	2022-23 Budget
SEA	Special Education Revenue Allocations		
SEAS	Special Education Revenue Allocations Setup (SELPA Selection)		
SIAA	Summary of Interfund Activities - Actuals	G	

Description	Resource Codes	Object Codes	2021-22 Unaudited Actuals			2022-23 Budget			% Diff Column C & F
			Unrestricted (A)	Restricted (B)	Total Fund col. A + B (C)	Unrestricted (D)	Restricted (E)	Total Fund col. D + E (F)	
A. REVENUES									
1) LCFF Sources		8010-8099	40,360,750.18	0.00	40,360,750.18	42,819,688.00	0.00	42,819,688.00	6.1%
2) Federal Revenue		8100-8299	601.00	12,320,130.25	12,320,731.25	479.00	11,349,259.00	11,349,738.00	-7.9%
3) Other State Revenue		8300-8599	990,660.81	7,205,614.66	8,196,275.47	758,698.00	6,202,615.00	6,961,313.00	-15.1%
4) Other Local Revenue		8600-8799	722,544.19	2,607,151.87	3,329,696.06	695,039.00	2,903,117.00	3,598,156.00	8.1%
5) TOTAL, REVENUES			42,074,556.18	22,132,896.78	64,207,452.96	44,273,904.00	20,454,991.00	64,728,895.00	0.8%
B. EXPENDITURES									
1) Certificated Salaries		1000-1999	9,173,651.70	8,828,938.69	18,002,590.39	9,500,086.00	7,886,047.00	17,386,133.00	-3.4%
2) Classified Salaries		2000-2999	4,944,355.14	4,194,255.19	9,138,610.33	4,633,745.00	4,767,100.00	9,400,845.00	2.9%
3) Employee Benefits		3000-3999	7,220,313.12	7,301,423.78	14,521,736.90	8,127,714.00	7,527,441.00	15,655,155.00	7.8%
4) Books and Supplies		4000-4999	1,184,295.18	1,755,267.14	2,939,562.32	2,122,500.00	1,220,157.00	3,342,657.00	13.7%
5) Services and Other Operating Expenditures		5000-5999	2,583,469.75	2,391,803.82	4,975,273.57	3,419,239.00	4,579,366.00	7,998,605.00	60.8%
6) Capital Outlay		6000-6999	408,648.67	361,567.48	770,216.15	1,027,472.00	378,567.00	1,406,039.00	82.6%
7) Other Outgo (excluding Transfers of Indirect Costs)		7100-7299 7400-7499	641,043.97	1,776,923.81	2,417,967.78	473,934.00	2,197,659.00	2,671,593.00	10.5%
8) Other Outgo - Transfers of Indirect Costs		7300-7399	(579,160.65)	449,384.03	(129,776.62)	(525,067.00)	400,093.00	(124,974.00)	-3.7%
9) TOTAL, EXPENDITURES			25,576,616.88	27,059,563.94	52,636,180.82	28,779,623.00	28,956,430.00	57,736,053.00	9.7%
C. EXCESS (DEFICIENCY) OF REVENUES OVER EXPENDITURES BEFORE OTHER FINANCING SOURCES AND USES (A5 - B9)			16,497,939.30	(4,926,667.16)	11,571,272.14	15,494,281.00	(8,501,439.00)	6,992,842.00	-39.6%
D. OTHER FINANCING SOURCES/USES									
1) Interfund Transfers									
a) Transfers In		8900-8929	0.00	0.00	0.00	0.00	0.00	0.00	0.0%
b) Transfers Out		7600-7629	123,080.27	0.00	123,080.27	306,741.00	0.00	306,741.00	149.2%
2) Other Sources/Uses									
a) Sources		8930-8979	0.00	0.00	0.00	0.00	0.00	0.00	0.0%
b) Uses		7630-7699	0.00	0.00	0.00	0.00	0.00	0.00	0.0%
3) Contributions		8980-8999	(6,767,508.66)	6,767,508.66	0.00	(8,302,547.00)	8,302,547.00	0.00	0.0%
4) TOTAL, OTHER FINANCING SOURCES/USES			(6,890,588.93)	6,767,508.66	(123,080.27)	(8,609,288.00)	8,302,547.00	(306,741.00)	149.2%

Description	Resource Codes	Object Codes	2021-22 Unaudited Actuals			2022-23 Budget			% Diff Column C & F
			Unrestricted (A)	Restricted (B)	Total Fund col. A + B (C)	Unrestricted (D)	Restricted (E)	Total Fund col. D + E (F)	
E. NET INCREASE (DECREASE) IN FUND BALANCE (C + D4)			9,607,350.37	1,840,841.50	11,448,191.87	6,884,993.00	(198,892.00)	6,686,101.00	-41.6%
F. FUND BALANCE, RESERVES									
1) Beginning Fund Balance									
a) As of July 1 - Unaudited		9791	12,723,947.69	2,378,561.30	15,102,508.99	22,331,298.06	4,219,402.80	26,550,700.86	75.8%
b) Audit Adjustments		9793	0.00	0.00	0.00	0.00	0.00	0.00	0.0%
c) As of July 1 - Audited (F1a + F1b)			12,723,947.69	2,378,561.30	15,102,508.99	22,331,298.06	4,219,402.80	26,550,700.86	75.8%
d) Other Restatements		9795	0.00	0.00	0.00	0.00	0.00	0.00	0.0%
e) Adjusted Beginning Balance (F1c + F1d)			12,723,947.69	2,378,561.30	15,102,508.99	22,331,298.06	4,219,402.80	26,550,700.86	75.8%
2) Ending Balance, June 30 (E + F1e)			22,331,298.06	4,219,402.80	26,550,700.86	29,216,291.06	4,020,510.80	33,236,801.86	25.2%
Components of Ending Fund Balance									
a) Nonspendable									
Revolving Cash		9711	5,435.00	0.00	5,435.00	5,435.00	0.00	5,435.00	0.0%
Stores		9712	81,036.09	0.00	81,036.09	69,977.00	0.00	69,977.00	-13.6%
Prepaid Items		9713	0.00	0.00	0.00	10,000.00	0.00	10,000.00	New
All Others		9719	0.00	0.00	0.00	0.00	0.00	0.00	0.0%
b) Restricted		9740	0.00	4,219,402.80	4,219,402.80	0.00	4,073,889.80	4,073,889.80	-3.4%
c) Committed									
Stabilization Arrangements		9750	0.00	0.00	0.00	0.00	0.00	0.00	0.0%
Other Commitments		9760	0.00	0.00	0.00	16,344,331.00	0.00	16,344,331.00	New
Equipment Replacement Reserve	0000	9760				580,428.00		580,428.00	
Chromebook/Technology Reserve	0000	9760				1,632,000.00		1,632,000.00	
Solar Investment Reserve	0000	9760				3,500,000.00		3,500,000.00	
Neighborhood School Investment	0000	9760				350,000.00		350,000.00	
OPEB Trust Funding Reserve	0000	9760				9,809,055.00		9,809,055.00	
Excess Salary Increase Reserve	0000	9760				472,848.00		472,848.00	
d) Assigned									
Other Assignments		9780	20,517,398.59	0.00	20,517,398.59	11,495,737.06	0.00	11,495,737.06	-44.0%
Routine Maintenance	0000	9780	1,790,330.00		1,790,330.00				
Special Education	0000	9780	1,193,553.00		1,193,553.00				
Equipment Replacement	0000	9780	596,777.00		596,777.00				
Chromebook/Technology	0000	9780	1,224,000.00		1,224,000.00				
Solar Investment	0000	9780	3,500,000.00		3,500,000.00				
Neighborhood School	0000	9780	350,000.00		350,000.00				
OPEB Trust	0000	9780	7,381,013.00		7,381,013.00				
Excess Salary	0000	9780	472,848.00		472,848.00				
Supplemental/Concentration	0000	9780	3,165,459.54		3,165,459.54				
School Site Block Grant	0000	9780	386,088.85		386,088.85				
State Lottery	1100	9780	457,329.20		457,329.20				
Supplemental/Concentration	0000	9780				3,233,763.00		3,233,763.00	
After School Program	0000	9780				17,694.00		17,694.00	
Instructional Materials	0000	9780				10,585.00		10,585.00	
Routine Maintenance	0000	9780				1,741,284.00		1,741,284.00	
Special Education	0000	9780				1,160,856.00		1,160,856.00	
Beginning Balance Adjustment	0000	9780				4,828,572.86		4,828,572.86	
State Lottery	1100	9780				203,777.00		203,777.00	
Beginning Balance Adjustment	1100	9780				299,205.20		299,205.20	
e) Unassigned/Unappropriated									
Reserve for Economic Uncertainties		9789	1,727,428.38	0.00	1,727,428.38	1,290,811.00	0.00	1,290,811.00	-25.3%
Unassigned/Unappropriated Amount		9790	0.00	0.00	0.00	0.00	(53,379.00)	(53,379.00)	New

Description	Resource Codes	Object Codes	2021-22 Unaudited Actuals			2022-23 Budget			% Diff Column C & F
			Unrestricted (A)	Restricted (B)	Total Fund col. A + B (C)	Unrestricted (D)	Restricted (E)	Total Fund col. D + E (F)	
G. ASSETS									
1) Cash									
a) in County Treasury		9110	24,774,565.88	609,682.37	25,384,248.25				
1) Fair Value Adjustment to Cash in County Treasury		9111	0.00	0.00	0.00				
b) in Banks		9120	0.00	0.00	0.00				
c) in Revolving Cash Account		9130	5,435.00	0.00	5,435.00				
d) with Fiscal Agent/Trustee		9135	0.00	0.00	0.00				
e) Collections Awaiting Deposit		9140	0.00	0.00	0.00				
2) Investments		9150	0.00	0.00	0.00				
3) Accounts Receivable		9200	466,217.00	5,385,762.76	5,851,979.76				
4) Due from Grantor Government		9290	0.00	0.00	0.00				
5) Due from Other Funds		9310	52,577.24	0.00	52,577.24				
6) Stores		9320	81,036.09	0.00	81,036.09				
7) Prepaid Expenditures		9330	0.00	0.00	0.00				
8) Other Current Assets		9340	0.00	0.00	0.00				
9) Lease Receivable		9380	0.00	0.00	0.00				
10) TOTAL, ASSETS			25,379,831.21	5,995,445.13	31,375,276.34				
H. DEFERRED OUTFLOWS OF RESOURCES									
1) Deferred Outflows of Resources		9490	0.00	0.00	0.00				
2) TOTAL, DEFERRED OUTFLOWS			0.00	0.00	0.00				
I. LIABILITIES									
1) Accounts Payable		9500	3,048,533.15	466,633.25	3,515,166.40				
2) Due to Grantor Governments		9590	0.00	0.00	0.00				
3) Due to Other Funds		9610	0.00	0.00	0.00				
4) Current Loans		9640	0.00	0.00	0.00				
5) Unearned Revenue		9650	0.00	1,309,409.08	1,309,409.08				
6) TOTAL, LIABILITIES			3,048,533.15	1,776,042.33	4,824,575.48				
J. DEFERRED INFLOWS OF RESOURCES									
1) Deferred Inflows of Resources		9690	0.00	0.00	0.00				
2) TOTAL, DEFERRED INFLOWS			0.00	0.00	0.00				
K. FUND EQUITY									
Ending Fund Balance, June 30 (must agree with line F2) (G9 + H2) - (I6 + J2)			22,331,298.06	4,219,402.80	26,550,700.86				

			2021-22 Unaudited Actuals			2022-23 Budget			% Diff Column C & F
			Unrestricted (A)	Restricted (B)	Total Fund col. A + B (C)	Unrestricted (D)	Restricted (E)	Total Fund col. D + E (F)	
Description	Resource Codes	Object Codes							
LCFF SOURCES									
Principal Apportionment									
State Aid - Current Year		8011	17,788,782.00	0.00	17,788,782.00	23,602,820.00	0.00	23,602,820.00	32.7%
Education Protection Account State Aid - Current Year		8012	6,030,321.00	0.00	6,030,321.00	2,654,627.00	0.00	2,654,627.00	-56.0%
State Aid - Prior Years		8019	2.49	0.00	2.49	0.00	0.00	0.00	-100.0%
Tax Relief Subventions									
Homeowners' Exemptions		8021	169,351.90	0.00	169,351.90	167,248.00	0.00	167,248.00	-1.2%
Timber Yield Tax		8022	188,003.66	0.00	188,003.66	222,987.00	0.00	222,987.00	18.6%
Other Subventions/In-Lieu Taxes		8029	0.00	0.00	0.00	0.00	0.00	0.00	0.0%
County & District Taxes									
Secured Roll Taxes		8041	13,653,079.79	0.00	13,653,079.79	13,694,554.00	0.00	13,694,554.00	0.3%
Unsecured Roll Taxes		8042	645,393.20	0.00	645,393.20	634,082.00	0.00	634,082.00	-1.8%
Prior Years' Taxes		8043	29,858.85	0.00	29,858.85	8,100.00	0.00	8,100.00	-72.9%
Supplemental Taxes		8044	170,730.65	0.00	170,730.65	195,966.00	0.00	195,966.00	14.8%
Education Revenue Augmentation Fund (ERAF)		8045	694,874.21	0.00	694,874.21	707,826.00	0.00	707,826.00	1.9%
Community Redevelopment Funds (SB 617/699/1992)		8047	1,606,007.44	0.00	1,606,007.44	1,577,469.00	0.00	1,577,469.00	-1.8%
Penalties and Interest from Delinquent Taxes		8048	0.00	0.00	0.00	0.00	0.00	0.00	0.0%
Miscellaneous Funds (EC 41604)									
Royalties and Bonuses		8081	0.00	0.00	0.00	0.00	0.00	0.00	0.0%
Other In-Lieu Taxes		8082	1,201.99	0.00	1,201.99	959.00	0.00	959.00	-20.2%
Less: Non-LCFF (50%) Adjustment		8089	(601.00)	0.00	(601.00)	(480.00)	0.00	(480.00)	-20.1%
Subtotal, LCFF Sources			40,977,006.18	0.00	40,977,006.18	43,466,158.00	0.00	43,466,158.00	6.1%
LCFF Transfers									
Unrestricted LCFF Transfers - Current Year	0000	8091	0.00		0.00	0.00		0.00	0.0%
All Other LCFF Transfers - Current Year	All Other	8091	0.00	0.00	0.00	0.00	0.00	0.00	0.0%
Transfers to Charter Schools in Lieu of Property Taxes		8096	(616,256.00)	0.00	(616,256.00)	(646,470.00)	0.00	(646,470.00)	4.9%
Property Taxes Transfers		8097	0.00	0.00	0.00	0.00	0.00	0.00	0.0%
LCFF/Revenue Limit Transfers - Prior Years		8099	0.00	0.00	0.00	0.00	0.00	0.00	0.0%
TOTAL, LCFF SOURCES			40,360,750.18	0.00	40,360,750.18	42,819,688.00	0.00	42,819,688.00	6.1%
FEDERAL REVENUE									
Maintenance and Operations		8110	0.00	0.00	0.00	0.00	0.00	0.00	0.0%
Special Education Entitlement		8181	0.00	688,903.00	688,903.00	0.00	694,076.00	694,076.00	0.8%
Special Education Discretionary Grants		8182	0.00	141,914.00	141,914.00	0.00	26,936.00	26,936.00	-81.0%
Child Nutrition Programs		8220	0.00	0.00	0.00	0.00	0.00	0.00	0.0%
Donated Food Commodities		8221	0.00	0.00	0.00	0.00	0.00	0.00	0.0%
Forest Reserve Funds		8260	0.00	0.00	0.00	0.00	0.00	0.00	0.0%
Flood Control Funds		8270	0.00	0.00	0.00	0.00	0.00	0.00	0.0%
Wildlife Reserve Funds		8280	0.00	0.00	0.00	0.00	0.00	0.00	0.0%
FEMA		8281	0.00	0.00	0.00	0.00	0.00	0.00	0.0%
Interagency Contracts Between LEAs		8285	0.00	133,291.35	133,291.35	0.00	93,280.00	93,280.00	-30.0%
Pass-Through Revenues from Federal Sources		8287	0.00	0.00	0.00	0.00	0.00	0.00	0.0%
Title I, Part A, Basic	3010	8290		1,823,210.92	1,823,210.92		1,654,853.00	1,654,853.00	-9.2%
Title I, Part D, Local Delinquent Programs	3025	8290		0.00	0.00		0.00	0.00	0.0%
Title II, Part A, Supporting Effective Instruction	4035	8290		203,306.31	203,306.31		226,154.00	226,154.00	11.2%
Title III, Part A, Immigrant Student Program	4201	8290		10,330.51	10,330.51		0.00	0.00	-100.0%

Description	Resource Codes	Object Codes	2021-22 Unaudited Actuals			2022-23 Budget			% Diff Column C & F
			Unrestricted (A)	Restricted (B)	Total Fund col. A + B (C)	Unrestricted (D)	Restricted (E)	Total Fund col. D + E (F)	
Title III, Part A, English Learner Program	4203	8290		35,103.53	35,103.53		69,615.00	69,615.00	98.3%
Public Charter Schools Grant Program (PCSGP)	4610	8290		0.00	0.00		0.00	0.00	0.0%
Other NCLB / Every Student Succeeds Act	3040, 3045, 3060, 3061, 3110, 3150, 3155, 3180, 3182, 4037, 4123, 4124, 4126, 4127, 4128, 5630	8290		423,082.88	423,082.88		283,106.00	283,106.00	-33.1%
Career and Technical Education	3500-3599	8290		51,272.89	51,272.89		65,252.00	65,252.00	27.3%
All Other Federal Revenue	All Other	8290	601.00	8,809,714.86	8,810,315.86	479.00	8,235,987.00	8,236,466.00	-6.5%
TOTAL, FEDERAL REVENUE			601.00	12,320,130.25	12,320,731.25	479.00	11,349,259.00	11,349,738.00	-7.9%
OTHER STATE REVENUE									
Other State Apportionments									
ROC/P Entitlement Prior Years	6360	8319		0.00	0.00		0.00	0.00	0.0%
Special Education Master Plan Current Year	6500	8311		0.00	0.00		0.00	0.00	0.0%
Prior Years	6500	8319		0.00	0.00		0.00	0.00	0.0%
All Other State Apportionments - Current Year	All Other	8311	0.00	0.00	0.00	0.00	0.00	0.00	0.0%
All Other State Apportionments - Prior Years	All Other	8319	0.00	0.00	0.00	0.00	0.00	0.00	0.0%
Child Nutrition Programs		8520	0.00	135,368.00	135,368.00	0.00	0.00	0.00	-100.0%
Mandated Costs Reimbursements		8550	149,993.00	0.00	149,993.00	149,993.00	0.00	149,993.00	0.0%
Lottery - Unrestricted and Instructional Materials		8560	510,943.81	221,133.36	732,077.17	576,205.00	229,775.00	805,980.00	10.1%
Tax Relief Subventions Restricted Levies - Other									
Homeowners' Exemptions		8575	0.00	0.00	0.00	0.00	0.00	0.00	0.0%
Other Subventions/In-Lieu Taxes		8576	0.00	0.00	0.00	0.00	0.00	0.00	0.0%
Pass-Through Revenues from State Sources		8587	0.00	0.00	0.00	0.00	0.00	0.00	0.0%
After School Education and Safety (ASES)	6010	8590		861,000.63	861,000.63		757,637.00	757,637.00	-12.0%
Charter School Facility Grant	6030	8590		0.00	0.00		0.00	0.00	0.0%
Drug/Alcohol/Tobacco Funds	6650, 6690, 6695	8590		11,795.29	11,795.29		51,058.00	51,058.00	332.9%
California Clean Energy Jobs Act	6230	8590		0.00	0.00		0.00	0.00	0.0%
Career Technical Education Incentive Grant Program	6387	8590		125,443.73	125,443.73		215,376.00	215,376.00	71.7%
American Indian Early Childhood Education	7210	8590		0.00	0.00		0.00	0.00	0.0%
Specialized Secondary	7370	8590		0.00	0.00		0.00	0.00	0.0%
All Other State Revenue	All Other	8590	329,724.00	5,850,873.65	6,180,597.65	32,500.00	4,948,769.00	4,981,269.00	-19.4%
TOTAL, OTHER STATE REVENUE			990,660.81	7,205,614.66	8,196,275.47	758,698.00	6,202,615.00	6,961,313.00	-15.1%

			2021-22 Unaudited Actuals			2022-23 Budget			% Diff Column C & F
			Unrestricted (A)	Restricted (B)	Total Fund col. A + B (C)	Unrestricted (D)	Restricted (E)	Total Fund col. D + E (F)	
Description	Resource Codes	Object Codes							
OTHER LOCAL REVENUE									
Other Local Revenue									
County and District Taxes									
Other Restricted Levies									
Secured Roll		8615	0.00	0.00	0.00	0.00	0.00	0.00	0.0%
Unsecured Roll		8616	0.00	0.00	0.00	0.00	0.00	0.00	0.0%
Prior Years' Taxes		8617	0.00	0.00	0.00	0.00	0.00	0.00	0.0%
Supplemental Taxes		8618	0.00	0.00	0.00	0.00	0.00	0.00	0.0%
Non-Ad Valorem Taxes									
Parcel Taxes		8621	0.00	0.00	0.00	0.00	0.00	0.00	0.0%
Other		8622	0.00	0.00	0.00	0.00	0.00	0.00	0.0%
Community Redevelopment Funds									
Not Subject to LCFF Deduction		8625	0.00	0.00	0.00	0.00	0.00	0.00	0.0%
Penalties and Interest from									
Delinquent Non-LCFF									
Taxes		8629	0.00	0.00	0.00	0.00	0.00	0.00	0.0%
Sales									
Sale of Equipment/Supplies		8631	9,305.00	0.00	9,305.00	300.00	0.00	300.00	-96.8%
Sale of Publications		8632	0.00	0.00	0.00	0.00	0.00	0.00	0.0%
Food Service Sales		8634	0.00	0.00	0.00	0.00	0.00	0.00	0.0%
All Other Sales		8639	0.00	0.00	0.00	0.00	0.00	0.00	0.0%
Leases and Rentals		8650	8,529.50	0.00	8,529.50	7,500.00	0.00	7,500.00	-12.1%
Interest		8660	168,159.57	0.00	168,159.57	82,486.00	0.00	82,486.00	-50.9%
Net Increase (Decrease) in the Fair Value of Investments		8662	0.00	0.00	0.00	0.00	0.00	0.00	0.0%
Fees and Contracts									
Adult Education Fees		8671	0.00	0.00	0.00	0.00	0.00	0.00	0.0%
Non-Resident Students		8672	0.00	0.00	0.00	0.00	0.00	0.00	0.0%
Transportation Fees From Individuals		8675	0.00	0.00	0.00	0.00	0.00	0.00	0.0%
Interagency Services		8677	49,776.05	475,384.04	525,160.09	88,428.00	600,982.00	689,410.00	31.3%
Mitigation/Developer Fees		8681	0.00	0.00	0.00	0.00	0.00	0.00	0.0%
All Other Fees and Contracts		8689	0.00	0.00	0.00	0.00	0.00	0.00	0.0%
Other Local Revenue									
Plus: Misc Funds Non-LCFF (50%) Adjustment		8691	0.00	0.00	0.00	0.00	0.00	0.00	0.0%
Pass-Through Revenues From Local Sources		8697	0.00	0.00	0.00	0.00	0.00	0.00	0.0%
All Other Local Revenue		8699	486,774.07	328,299.83	815,073.90	516,325.00	215,795.00	732,120.00	-10.2%
Tuition		8710	0.00	0.00	0.00	0.00	0.00	0.00	0.0%
All Other Transfers In		8781-8783	0.00	0.00	0.00	0.00	0.00	0.00	0.0%
Transfers of Apportionments									
Special Education SELPA Transfers									
From Districts or Charter Schools	6500	8791		0.00	0.00		0.00	0.00	0.0%
From County Offices	6500	8792		1,803,468.00	1,803,468.00		2,086,340.00	2,086,340.00	15.7%
From JPAs	6500	8793		0.00	0.00		0.00	0.00	0.0%
ROC/P Transfers									
From Districts or Charter Schools	6360	8791		0.00	0.00		0.00	0.00	0.0%
From County Offices	6360	8792		0.00	0.00		0.00	0.00	0.0%
From JPAs	6360	8793		0.00	0.00		0.00	0.00	0.0%
Other Transfers of Apportionments									
From Districts or Charter Schools	All Other	8791	0.00	0.00	0.00	0.00	0.00	0.00	0.0%
From County Offices	All Other	8792	0.00	0.00	0.00	0.00	0.00	0.00	0.0%
From JPAs	All Other	8793	0.00	0.00	0.00	0.00	0.00	0.00	0.0%
All Other Transfers In from All Others		8799	0.00	0.00	0.00	0.00	0.00	0.00	0.0%
TOTAL, OTHER LOCAL REVENUE			722,544.19	2,607,151.87	3,329,696.06	695,039.00	2,903,117.00	3,598,156.00	8.1%
TOTAL, REVENUES			42,074,556.18	22,132,896.78	64,207,452.96	44,273,904.00	20,454,991.00	64,728,895.00	0.8%

Description	Resource Codes	Object Codes	2021-22 Unaudited Actuals			2022-23 Budget			% Diff Column C & F
			Unrestricted (A)	Restricted (B)	Total Fund col. A + B (C)	Unrestricted (D)	Restricted (E)	Total Fund col. D + E (F)	
CERTIFICATED SALARIES									
Certificated Teachers' Salaries		1100	6,915,507.41	7,467,406.45	14,382,913.86	7,003,489.00	6,800,140.00	13,803,629.00	-4.0%
Certificated Pupil Support Salaries		1200	736,061.97	942,229.61	1,678,291.58	678,282.00	937,775.00	1,616,057.00	-3.7%
Certificated Supervisors' and Administrators' Salaries		1300	1,522,082.32	418,095.43	1,940,177.75	1,818,315.00	148,132.00	1,966,447.00	1.4%
Other Certificated Salaries		1900	0.00	1,207.20	1,207.20	0.00	0.00	0.00	-100.0%
TOTAL, CERTIFICATED SALARIES			9,173,651.70	8,828,938.69	18,002,590.39	9,500,086.00	7,886,047.00	17,386,133.00	-3.4%
CLASSIFIED SALARIES									
Classified Instructional Salaries		2100	424,162.88	2,066,757.83	2,490,920.71	424,104.00	2,437,091.00	2,861,195.00	14.9%
Classified Support Salaries		2200	1,742,756.49	941,480.14	2,684,236.63	1,801,849.00	788,262.00	2,590,111.00	-3.5%
Classified Supervisors' and Administrators' Salaries		2300	942,202.17	435,164.02	1,377,366.19	787,635.00	447,034.00	1,234,669.00	-10.4%
Clerical, Technical and Office Salaries		2400	1,569,730.20	680,739.25	2,250,469.45	1,255,515.00	1,014,663.00	2,270,178.00	0.9%
Other Classified Salaries		2900	265,503.40	70,113.95	335,617.35	364,642.00	80,050.00	444,692.00	32.5%
TOTAL, CLASSIFIED SALARIES			4,944,355.14	4,194,255.19	9,138,610.33	4,633,745.00	4,767,100.00	9,400,845.00	2.9%
EMPLOYEE BENEFITS									
STRS		3101-3102	1,739,924.53	2,929,626.94	4,669,551.47	1,695,911.00	3,387,486.00	5,083,397.00	8.9%
PERS		3201-3202	1,049,819.98	892,268.47	1,942,088.45	1,129,935.00	1,156,809.00	2,286,744.00	17.7%
OASDI/Medicare/Alternative		3301-3302	545,564.51	414,142.57	959,707.08	540,551.00	495,958.00	1,036,509.00	8.0%
Health and Welfare Benefits		3401-3402	2,997,935.67	2,339,466.27	5,337,401.94	3,729,433.00	1,857,376.00	5,586,809.00	4.7%
Unemployment Insurance		3501-3502	77,922.42	55,178.13	133,100.55	140,259.00	61,286.00	201,545.00	51.4%
Workers' Compensation		3601-3602	443,675.52	316,069.68	759,745.20	378,994.00	350,604.00	729,598.00	-4.0%
OPEB, Allocated		3701-3702	363,670.49	354,671.72	718,342.21	512,631.00	217,922.00	730,553.00	1.7%
OPEB, Active Employees		3751-3752	0.00	0.00	0.00	0.00	0.00	0.00	0.0%
Other Employee Benefits		3901-3902	1,800.00	0.00	1,800.00	0.00	0.00	0.00	-100.0%
TOTAL, EMPLOYEE BENEFITS			7,220,313.12	7,301,423.78	14,521,736.90	8,127,714.00	7,527,441.00	15,655,155.00	7.8%
BOOKS AND SUPPLIES									
Approved Textbooks and Core Curricula Materials		4100	55,123.61	56,173.59	111,297.20	25,000.00	133,106.00	158,106.00	42.1%
Books and Other Reference Materials		4200	3,001.59	7,185.86	10,187.45	1,451.00	22,230.00	23,681.00	132.5%
Materials and Supplies		4300	918,560.02	1,153,914.45	2,072,474.47	1,286,229.00	647,757.00	1,933,986.00	-6.7%
Noncapitalized Equipment		4400	207,609.96	537,109.51	744,719.47	809,820.00	417,064.00	1,226,884.00	64.7%
Food		4700	0.00	883.73	883.73	0.00	0.00	0.00	-100.0%
TOTAL, BOOKS AND SUPPLIES			1,184,295.18	1,755,267.14	2,939,562.32	2,122,500.00	1,220,157.00	3,342,657.00	13.7%
SERVICES AND OTHER OPERATING EXPENDITURES									
Subagreements for Services		5100	0.00	208,913.90	208,913.90	0.00	224,045.00	224,045.00	7.2%
Travel and Conferences		5200	184,174.07	91,510.05	275,684.12	130,123.00	46,622.00	176,745.00	-35.9%
Dues and Memberships		5300	41,869.85	1,120.00	42,989.85	63,321.00	0.00	63,321.00	47.3%
Insurance		5400 - 5450	1,000.00	507,006.32	508,006.32	445,971.00	0.00	445,971.00	-12.2%
Operations and Housekeeping Services		5500	1,058,175.49	0.00	1,058,175.49	1,195,352.00	6,696.00	1,202,048.00	13.6%
Rentals, Leases, Repairs, and Noncapitalized Improvements		5600	264,734.76	61,411.12	326,145.88	443,904.00	72,560.00	516,464.00	58.4%
Transfers of Direct Costs		5710	(28,853.14)	28,853.14	0.00	(57,282.00)	57,282.00	0.00	0.0%
Transfers of Direct Costs - Interfund		5750	(52,044.80)	0.00	(52,044.80)	(49,873.00)	0.00	(49,873.00)	-4.2%
Professional/Consulting Services and Operating Expenditures		5800	945,117.72	1,268,637.69	2,213,755.41	945,088.00	3,957,285.00	4,902,373.00	121.5%
Communications		5900	169,295.80	224,351.60	393,647.40	302,635.00	214,876.00	517,511.00	31.5%
TOTAL, SERVICES AND OTHER OPERATING EXPENDITURES			2,583,469.75	2,391,803.82	4,975,273.57	3,419,239.00	4,579,366.00	7,998,605.00	60.8%

			2021-22 Unaudited Actuals			2022-23 Budget			% Diff Column C & F
			Unrestricted (A)	Restricted (B)	Total Fund col. A + B (C)	Unrestricted (D)	Restricted (E)	Total Fund col. D + E (F)	
Description	Resource Codes	Object Codes							
CAPITAL OUTLAY									
Land		6100	0.00	0.00	0.00	0.00	0.00	0.00	0.0%
Land Improvements		6170	0.00	0.00	0.00	0.00	0.00	0.00	0.0%
Buildings and Improvements of Buildings		6200	0.00	301,496.30	301,496.30	0.00	150,000.00	150,000.00	-50.2%
Books and Media for New School Libraries or Major Expansion of School Libraries		6300	0.00	0.00	0.00	0.00	0.00	0.00	0.0%
Equipment		6400	408,648.67	60,071.18	468,719.85	1,027,472.00	228,567.00	1,256,039.00	168.0%
Equipment Replacement		6500	0.00	0.00	0.00	0.00	0.00	0.00	0.0%
Lease Assets		6600	0.00	0.00	0.00	0.00	0.00	0.00	0.0%
TOTAL, CAPITAL OUTLAY			408,648.67	361,567.48	770,216.15	1,027,472.00	378,567.00	1,406,039.00	82.6%
OTHER OUTGO (excluding Transfers of Indirect Costs)									
Tuition									
Tuition for Instruction Under Interdistrict Attendance Agreements		7110	0.00	0.00	0.00	0.00	0.00	0.00	0.0%
State Special Schools		7130	17,439.00	0.00	17,439.00	18,000.00	0.00	18,000.00	3.2%
Tuition, Excess Costs, and/or Deficit Payments Payments to Districts or Charter Schools		7141	0.00	0.00	0.00	0.00	0.00	0.00	0.0%
Payments to County Offices		7142	623,604.97	1,776,923.81	2,400,528.78	455,934.00	2,197,659.00	2,653,593.00	10.5%
Payments to JPAs		7143	0.00	0.00	0.00	0.00	0.00	0.00	0.0%
Transfers of Pass-Through Revenues To Districts or Charter Schools		7211	0.00	0.00	0.00	0.00	0.00	0.00	0.0%
To County Offices		7212	0.00	0.00	0.00	0.00	0.00	0.00	0.0%
To JPAs		7213	0.00	0.00	0.00	0.00	0.00	0.00	0.0%
Special Education SELPA Transfers of Apportionments To Districts or Charter Schools	6500	7221		0.00	0.00		0.00	0.00	0.0%
To County Offices	6500	7222		0.00	0.00		0.00	0.00	0.0%
To JPAs	6500	7223		0.00	0.00		0.00	0.00	0.0%
ROC/P Transfers of Apportionments To Districts or Charter Schools	6360	7221		0.00	0.00		0.00	0.00	0.0%
To County Offices	6360	7222		0.00	0.00		0.00	0.00	0.0%
To JPAs	6360	7223		0.00	0.00		0.00	0.00	0.0%
Other Transfers of Apportionments	All Other	7221-7223	0.00	0.00	0.00	0.00	0.00	0.00	0.0%
All Other Transfers		7281-7283	0.00	0.00	0.00	0.00	0.00	0.00	0.0%
All Other Transfers Out to All Others		7299	0.00	0.00	0.00	0.00	0.00	0.00	0.0%
Debt Service									
Debt Service - Interest		7438	0.00	0.00	0.00	0.00	0.00	0.00	0.0%
Other Debt Service - Principal		7439	0.00	0.00	0.00	0.00	0.00	0.00	0.0%
TOTAL, OTHER OUTGO (excluding Transfers of Indirect Costs)			641,043.97	1,776,923.81	2,417,967.78	473,934.00	2,197,659.00	2,671,593.00	10.5%
OTHER OUTGO - TRANSFERS OF INDIRECT COSTS									
Transfers of Indirect Costs		7310	(449,384.03)	449,384.03	0.00	(400,093.00)	400,093.00	0.00	0.0%
Transfers of Indirect Costs - Interfund		7350	(129,776.62)	0.00	(129,776.62)	(124,974.00)	0.00	(124,974.00)	-3.7%
TOTAL, OTHER OUTGO - TRANSFERS OF INDIRECT COSTS			(579,160.65)	449,384.03	(129,776.62)	(525,067.00)	400,093.00	(124,974.00)	-3.7%
TOTAL, EXPENDITURES			25,576,616.88	27,059,563.94	52,636,180.82	28,779,623.00	28,956,430.00	57,736,053.00	9.7%

			2021-22 Unaudited Actuals			2022-23 Budget			
			Unrestricted (A)	Restricted (B)	Total Fund col. A + B (C)	Unrestricted (D)	Restricted (E)	Total Fund col. D + E (F)	
Description	Resource Codes	Object Codes							
INTERFUND TRANSFERS									
INTERFUND TRANSFERS IN									
From: Special Reserve Fund	8912		0.00	0.00	0.00	0.00	0.00	0.00	0.0%
From: Bond Interest and Redemption Fund	8914		0.00	0.00	0.00	0.00	0.00	0.00	0.0%
Other Authorized Interfund Transfers In	8919		0.00	0.00	0.00	0.00	0.00	0.00	0.0%
(a) TOTAL, INTERFUND TRANSFERS IN			0.00	0.00	0.00	0.00	0.00	0.00	0.0%
INTERFUND TRANSFERS OUT									
To: Child Development Fund	7611		73,595.11	0.00	73,595.11	135,524.00	0.00	135,524.00	84.1%
To: Special Reserve Fund	7612		0.00	0.00	0.00	0.00	0.00	0.00	0.0%
To: State School Building Fund/ County School Facilities Fund	7613		0.00	0.00	0.00	0.00	0.00	0.00	0.0%
To: Cafeteria Fund	7616		49,485.16	0.00	49,485.16	171,217.00	0.00	171,217.00	246.0%
Other Authorized Interfund Transfers Out	7619		0.00	0.00	0.00	0.00	0.00	0.00	0.0%
(b) TOTAL, INTERFUND TRANSFERS OUT			123,080.27	0.00	123,080.27	306,741.00	0.00	306,741.00	149.2%
OTHER SOURCES/USES									
SOURCES									
State Apportionments Emergency Apportionments	8931		0.00	0.00	0.00	0.00	0.00	0.00	0.0%
Proceeds									
Proceeds from Disposal of Capital Assets	8953		0.00	0.00	0.00	0.00	0.00	0.00	0.0%
Other Sources									
Transfers from Funds of Lapsed/Reorganized LEAs	8965		0.00	0.00	0.00	0.00	0.00	0.00	0.0%
Long-Term Debt Proceeds									
Proceeds from Certificates of Participation	8971		0.00	0.00	0.00	0.00	0.00	0.00	0.0%
Proceeds from Leases	8972		0.00	0.00	0.00	0.00	0.00	0.00	0.0%
Proceeds from Lease Revenue Bonds	8973		0.00	0.00	0.00	0.00	0.00	0.00	0.0%
All Other Financing Sources	8979		0.00	0.00	0.00	0.00	0.00	0.00	0.0%
(c) TOTAL, SOURCES			0.00	0.00	0.00	0.00	0.00	0.00	0.0%
USES									
Transfers of Funds from Lapsed/Reorganized LEAs	7651		0.00	0.00	0.00	0.00	0.00	0.00	0.0%
All Other Financing Uses	7699		0.00	0.00	0.00	0.00	0.00	0.00	0.0%
(d) TOTAL, USES			0.00	0.00	0.00	0.00	0.00	0.00	0.0%
CONTRIBUTIONS									
Contributions from Unrestricted Revenues	8980		(6,767,508.66)	6,767,508.66	0.00	(8,302,547.00)	8,302,547.00	0.00	0.0%
Contributions from Restricted Revenues	8990		0.00	0.00	0.00	0.00	0.00	0.00	0.0%
(e) TOTAL, CONTRIBUTIONS			(6,767,508.66)	6,767,508.66	0.00	(8,302,547.00)	8,302,547.00	0.00	0.0%
TOTAL, OTHER FINANCING SOURCES/USES (a - b + c - d + e)									
			(6,890,588.93)	6,767,508.66	(123,080.27)	(8,609,288.00)	8,302,547.00	(306,741.00)	149.2%

			2021-22 Unaudited Actuals			2022-23 Budget			% Diff Column C & F
			Unrestricted (A)	Restricted (B)	Total Fund col. A + B (C)	Unrestricted (D)	Restricted (E)	Total Fund col. D + E (F)	
Description	Function Codes	Object Codes							
A. REVENUES									
1) LCFF Sources		8010-8099	40,360,750.18	0.00	40,360,750.18	42,819,688.00	0.00	42,819,688.00	6.1%
2) Federal Revenue		8100-8299	601.00	12,320,130.25	12,320,731.25	479.00	11,349,259.00	11,349,738.00	-7.9%
3) Other State Revenue		8300-8599	990,660.81	7,205,614.66	8,196,275.47	758,698.00	6,202,615.00	6,961,313.00	-15.1%
4) Other Local Revenue		8600-8799	722,544.19	2,607,151.87	3,329,696.06	695,039.00	2,903,117.00	3,598,156.00	8.1%
5) TOTAL, REVENUES			42,074,556.18	22,132,896.78	64,207,452.96	44,273,904.00	20,454,991.00	64,728,895.00	0.8%
B. EXPENDITURES (Objects 1000-7999)									
1) Instruction	1000-1999		11,330,896.95	15,518,021.58	26,848,918.53	14,084,772.00	17,314,587.00	31,399,359.00	16.9%
2) Instruction - Related Services	2000-2999		3,929,722.49	1,839,001.54	5,768,724.03	3,858,232.00	1,694,829.00	5,553,061.00	-3.7%
3) Pupil Services	3000-3999		2,871,552.46	3,141,183.52	6,012,735.98	3,054,218.00	3,219,223.00	6,273,441.00	4.3%
4) Ancillary Services	4000-4999		315,527.41	16,528.12	332,055.53	197,674.00	8,708.00	206,382.00	-37.8%
5) Community Services	5000-5999		139,828.66	908,083.66	1,047,912.32	125,887.00	1,183,890.00	1,309,777.00	25.0%
6) Enterprise	6000-6999		0.00	0.00	0.00	0.00	0.00	0.00	0.0%
7) General Administration	7000-7999		2,473,341.77	1,801,248.73	4,274,590.50	2,960,460.00	1,109,340.00	4,069,800.00	-4.8%
8) Plant Services	8000-8999		3,839,925.39	2,058,572.98	5,898,498.37	3,972,018.00	2,228,194.00	6,200,212.00	5.1%
9) Other Outgo	9000-9999	Except 7600-7699	675,821.75	1,776,923.81	2,452,745.56	526,362.00	2,197,659.00	2,724,021.00	11.1%
10) TOTAL, EXPENDITURES			25,576,616.88	27,059,563.94	52,636,180.82	28,779,623.00	28,956,430.00	57,736,053.00	9.7%
C. EXCESS (DEFICIENCY) OF REVENUES OVER EXPENDITURES BEFORE OTHER FINANCING SOURCES AND USES (A5 - B10)									
			16,497,939.30	(4,926,667.16)	11,571,272.14	15,494,281.00	(8,501,439.00)	6,992,842.00	-39.6%
D. OTHER FINANCING SOURCES/USES									
1) Interfund Transfers									
a) Transfers In		8900-8929	0.00	0.00	0.00	0.00	0.00	0.00	0.0%
b) Transfers Out		7600-7629	123,080.27	0.00	123,080.27	306,741.00	0.00	306,741.00	149.2%
2) Other Sources/Uses									
a) Sources		8930-8979	0.00	0.00	0.00	0.00	0.00	0.00	0.0%
b) Uses		7630-7699	0.00	0.00	0.00	0.00	0.00	0.00	0.0%
3) Contributions		8980-8999	(6,767,508.66)	6,767,508.66	0.00	(8,302,547.00)	8,302,547.00	0.00	0.0%
4) TOTAL, OTHER FINANCING SOURCES/USES			(6,890,588.93)	6,767,508.66	(123,080.27)	(8,609,288.00)	8,302,547.00	(306,741.00)	149.2%

			2021-22 Unaudited Actuals			2022-23 Budget			
Description	Function Codes	Object Codes	Unrestricted (A)	Restricted (B)	Total Fund col. A + B (C)	Unrestricted (D)	Restricted (E)	Total Fund col. D + E (F)	% Diff Column C & F
E. NET INCREASE (DECREASE) IN FUND BALANCE (C + D4)			9,607,350.37	1,840,841.50	11,448,191.87	6,884,993.00	(198,892.00)	6,686,101.00	-41.6%
F. FUND BALANCE, RESERVES									
1) Beginning Fund Balance									
a) As of July 1 - Unaudited		9791	12,723,947.69	2,378,561.30	15,102,508.99	22,331,298.06	4,219,402.80	26,550,700.86	75.8%
b) Audit Adjustments		9793	0.00	0.00	0.00	0.00	0.00	0.00	0.0%
c) As of July 1 - Audited (F1a + F1b)			12,723,947.69	2,378,561.30	15,102,508.99	22,331,298.06	4,219,402.80	26,550,700.86	75.8%
d) Other Restatements		9795	0.00	0.00	0.00	0.00	0.00	0.00	0.0%
e) Adjusted Beginning Balance (F1c + F1d)			12,723,947.69	2,378,561.30	15,102,508.99	22,331,298.06	4,219,402.80	26,550,700.86	75.8%
2) Ending Balance, June 30 (E + F1e)			22,331,298.06	4,219,402.80	26,550,700.86	29,216,291.06	4,020,510.80	33,236,801.86	25.2%
Components of Ending Fund Balance									
a) Nonspendable									
Revolving Cash		9711	5,435.00	0.00	5,435.00	5,435.00	0.00	5,435.00	0.0%
Stores		9712	81,036.09	0.00	81,036.09	69,977.00	0.00	69,977.00	-13.6%
Prepaid Items		9713	0.00	0.00	0.00	10,000.00	0.00	10,000.00	New
All Others		9719	0.00	0.00	0.00	0.00	0.00	0.00	0.0%
b) Restricted		9740	0.00	4,219,402.80	4,219,402.80	0.00	4,073,889.80	4,073,889.80	-3.4%
c) Committed									
Stabilization Arrangements		9750	0.00	0.00	0.00	0.00	0.00	0.00	0.0%
Other Commitments (by Resource/Object)		9760	0.00	0.00	0.00	16,344,331.00	0.00	16,344,331.00	New
Equipment Replacement Reserve	0000	9760				580,428.00		580,428.00	
Chromebook/Technology Reserve	0000	9760				1,632,000.00		1,632,000.00	
Solar Investment Reserve	0000	9760				3,500,000.00		3,500,000.00	
Neighborhood School Investment	0000	9760				350,000.00		350,000.00	
OPEB Trust Funding Reserve	0000	9760				9,809,055.00		9,809,055.00	
Excess Salary Increase Reserve	0000	9760				472,848.00		472,848.00	
d) Assigned									
Other Assignments (by Resource/Object)		9780	20,517,398.59	0.00	20,517,398.59	11,495,737.06	0.00	11,495,737.06	-44.0%
Routine Maintenance	0000	9780	1,790,330.00		1,790,330.00				
Special Education	0000	9780	1,193,553.00		1,193,553.00				
Equipment Replacement	0000	9780	596,777.00		596,777.00				
Chromebook/Technology	0000	9780	1,224,000.00		1,224,000.00				
Solar Investment	0000	9780	3,500,000.00		3,500,000.00				
Neighborhood School	0000	9780	350,000.00		350,000.00				
OPEB Trust	0000	9780	7,381,013.00		7,381,013.00				
Excess Salary	0000	9780	472,848.00		472,848.00				
Supplemental/Concentration	0000	9780	3,165,459.54		3,165,459.54				
School Site Block Grant	0000	9780	386,088.85		386,088.85				
State Lottery	1100	9780	457,329.20		457,329.20				
Supplemental/Concentration	0000	9780				3,233,763.00		3,233,763.00	
After School Program	0000	9780				17,694.00		17,694.00	
Instructional Materials	0000	9780				10,585.00		10,585.00	
Routine Maintenance	0000	9780				1,741,284.00		1,741,284.00	
Special Education	0000	9780				1,160,856.00		1,160,856.00	
Beginning Balance Adjustment	0000	9780				4,828,572.86		4,828,572.86	
State Lottery	1100	9780				203,777.00		203,777.00	
Beginning Balance Adjustment	1100	9780				299,205.20		299,205.20	
e) Unassigned/Unappropriated									
Reserve for Economic Uncertainties		9789	1,727,428.38	0.00	1,727,428.38	1,290,811.00	0.00	1,290,811.00	-25.3%
Unassigned/Unappropriated Amount		9790	0.00	0.00	0.00	0.00	(53,379.00)	(53,379.00)	New

Resource	Description	2021-22 Unaudited Actuals	2022-23 Budget
2600	Expanded Learning Opportunities Program	567,660.47	567,660.47
6266	Educator Effectiveness, FY 2021-22	775,414.00	775,414.00
6300	Lottery: Instructional Materials	273,781.31	372,432.31
6536	Special Ed: Dispute Prevention and Dispute Resolution	59,184.00	59,184.00
6537	Special Ed: Learning Recovery Support	332,909.00	332,909.00
6547	Special Education Early Intervention Preschool Grant	274,827.00	274,827.00
7028	Child Nutrition: Kitchen Infrastructure Upgrade Funds	117,403.00	117,403.00
7029	Child Nutrition: Food Service Staff Training Funds	17,965.00	17,965.00
7085	Learning Communities for School Success Program	106,596.95	106,596.95
7311	Classified School Employee Professional Development Block Grant	27,916.98	27,916.98
7412	A-G Access/Success Grant	162,618.00	162,618.00
7413	A-G Learning Loss Mitigation Grant	60,965.00	60,965.00
7425	Expanded Learning Opportunities (ELO) Grant	943,785.79	731,757.79
9010	Other Restricted Local	498,376.30	466,240.30
Total, Restricted Balance		4,219,402.80	4,073,889.80

Description	Resource Codes	Object Codes	2021-22 Unaudited Actuals	2022-23 Budget	Percent Difference
A. REVENUES					
1) LCFF Sources		8010-8099	0.00	0.00	0.0%
2) Federal Revenue		8100-8299	0.00	0.00	0.0%
3) Other State Revenue		8300-8599	0.00	0.00	0.0%
4) Other Local Revenue		8600-8799	532,268.31	0.00	-100.0%
5) TOTAL, REVENUES			532,268.31	0.00	-100.0%
B. EXPENDITURES					
1) Certificated Salaries		1000-1999	0.00	0.00	0.0%
2) Classified Salaries		2000-2999	0.00	0.00	0.0%
3) Employee Benefits		3000-3999	0.00	0.00	0.0%
4) Books and Supplies		4000-4999	264,637.59	0.00	-100.0%
5) Services and Other Operating Expenditures		5000-5999	193,682.42	0.00	-100.0%
6) Capital Outlay		6000-6999	0.00	0.00	0.0%
7) Other Outgo (excluding Transfers of Indirect Costs)		7100-7299, 7400-7499	0.00	0.00	0.0%
8) Other Outgo - Transfers of Indirect Costs		7300-7399	0.00	0.00	0.0%
9) TOTAL, EXPENDITURES			458,320.01	0.00	-100.0%
C. EXCESS (DEFICIENCY) OF REVENUES OVER EXPENDITURES BEFORE OTHER FINANCING SOURCES AND USES (A5 - B9)			73,948.30	0.00	-100.0%
D. OTHER FINANCING SOURCES/USES					
1) Interfund Transfers					
a) Transfers In		8900-8929	0.00	0.00	0.0%
b) Transfers Out		7600-7629	0.00	0.00	0.0%
2) Other Sources/Uses					
a) Sources		8930-8979	0.00	0.00	0.0%
b) Uses		7630-7699	0.00	0.00	0.0%
3) Contributions		8980-8999	0.00	0.00	0.0%
4) TOTAL, OTHER FINANCING SOURCES/USES			0.00	0.00	0.0%

Description	Resource Codes	Object Codes	2021-22 Unaudited Actuals	2022-23 Budget	Percent Difference
E. NET INCREASE (DECREASE) IN FUND BALANCE (C + D4)			73,948.30	0.00	-100.0%
F. FUND BALANCE, RESERVES					
1) Beginning Fund Balance					
a) As of July 1 - Unaudited		9791	284,064.82	358,013.12	26.0%
b) Audit Adjustments		9793	0.00	0.00	0.0%
c) As of July 1 - Audited (F1a + F1b)			284,064.82	358,013.12	26.0%
d) Other Restatements		9795	0.00	0.00	0.0%
e) Adjusted Beginning Balance (F1c + F1d)			284,064.82	358,013.12	26.0%
2) Ending Balance, June 30 (E + F1e)			358,013.12	358,013.12	0.0%
Components of Ending Fund Balance					
a) Nonspendable					
Revolving Cash		9711	0.00	0.00	0.0%
Stores		9712	0.00	0.00	0.0%
Prepaid Items		9713	0.00	0.00	0.0%
All Others		9719	0.00	0.00	0.0%
b) Restricted		9740	358,013.12	358,013.12	0.0%
c) Committed					
Stabilization Arrangements		9750	0.00	0.00	0.0%
Other Commitments		9760	0.00	0.00	0.0%
d) Assigned					
Other Assignments		9780	0.00	0.00	0.0%
e) Unassigned/Unappropriated					
Reserve for Economic Uncertainties		9789	0.00	0.00	0.0%
Unassigned/Unappropriated Amount		9790	0.00	0.00	0.0%

Description	Resource Codes	Object Codes	2021-22 Unaudited Actuals	2022-23 Budget	Percent Difference
G. ASSETS					
1) Cash					
a) in County Treasury		9110	0.00		
1) Fair Value Adjustment to Cash in County Treasury		9111	0.00		
b) in Banks		9120	358,013.12		
c) in Revolving Cash Account		9130	0.00		
d) with Fiscal Agent/Trustee		9135	0.00		
e) Collections Awaiting Deposit		9140	0.00		
2) Investments		9150	0.00		
3) Accounts Receivable		9200	0.00		
4) Due from Grantor Government		9290	0.00		
5) Due from Other Funds		9310	0.00		
6) Stores		9320	0.00		
7) Prepaid Expenditures		9330	0.00		
8) Other Current Assets		9340	0.00		
9) TOTAL, ASSETS			358,013.12		
H. DEFERRED OUTFLOWS OF RESOURCES					
1) Deferred Outflows of Resources		9490	0.00		
2) TOTAL, DEFERRED OUTFLOWS			0.00		
I. LIABILITIES					
1) Accounts Payable		9500	0.00		
2) Due to Grantor Governments		9590	0.00		
3) Due to Other Funds		9610	0.00		
4) Current Loans		9640	0.00		
5) Unearned Revenues		9650	0.00		
6) TOTAL, LIABILITIES			0.00		
J. DEFERRED INFLOWS OF RESOURCES					
1) Deferred Inflows of Resources		9690	0.00		
2) TOTAL, DEFERRED INFLOWS			0.00		
K. FUND EQUITY					
Ending Fund Balance, June 30 (must agree with line F2) (G9 + H2) - (I6 + J2)			358,013.12		

Description	Resource Codes	Object Codes	2021-22 Unaudited Actuals	2022-23 Budget	Percent Difference
REVENUES					
Sale of Equipment and Supplies		8631	0.00	0.00	0.0%
All Other Sales		8639	0.00	0.00	0.0%
Interest		8660	0.00	0.00	0.0%
Net Increase (Decrease) in the Fair Value of Investments		8662	0.00	0.00	0.0%
All Other Fees and Contracts		8689	0.00	0.00	0.0%
All Other Local Revenue		8699	532,268.31	0.00	-100.0%
TOTAL, REVENUES			532,268.31	0.00	-100.0%
CERTIFICATED SALARIES					
Certificated Teachers' Salaries		1100	0.00	0.00	0.0%
Certificated Pupil Support Salaries		1200	0.00	0.00	0.0%
Certificated Supervisors' and Administrators' Salaries		1300	0.00	0.00	0.0%
Other Certificated Salaries		1900	0.00	0.00	0.0%
TOTAL, CERTIFICATED SALARIES			0.00	0.00	0.0%
CLASSIFIED SALARIES					
Classified Instructional Salaries		2100	0.00	0.00	0.0%
Classified Support Salaries		2200	0.00	0.00	0.0%
Classified Supervisors' and Administrators' Salaries		2300	0.00	0.00	0.0%
Clerical, Technical and Office Salaries		2400	0.00	0.00	0.0%
Other Classified Salaries		2900	0.00	0.00	0.0%
TOTAL, CLASSIFIED SALARIES			0.00	0.00	0.0%
EMPLOYEE BENEFITS					
STRS		3101-3102	0.00	0.00	0.0%
PERS		3201-3202	0.00	0.00	0.0%
OASDI/Medicare/Alternative		3301-3302	0.00	0.00	0.0%
Health and Welfare Benefits		3401-3402	0.00	0.00	0.0%
Unemployment Insurance		3501-3502	0.00	0.00	0.0%
Workers' Compensation		3601-3602	0.00	0.00	0.0%
OPEB, Allocated		3701-3702	0.00	0.00	0.0%
OPEB, Active Employees		3751-3752	0.00	0.00	0.0%
Other Employee Benefits		3901-3902	0.00	0.00	0.0%
TOTAL, EMPLOYEE BENEFITS			0.00	0.00	0.0%

Description	Resource Codes	Object Codes	2021-22 Unaudited Actuals	2022-23 Budget	Percent Difference
BOOKS AND SUPPLIES					
Materials and Supplies		4300	264,637.59	0.00	-100.0%
Noncapitalized Equipment		4400	0.00	0.00	0.0%
TOTAL, BOOKS AND SUPPLIES			264,637.59	0.00	-100.0%
SERVICES AND OTHER OPERATING EXPENDITURES					
Subagreements for Services		5100	0.00	0.00	0.0%
Dues and Memberships		5300	0.00	0.00	0.0%
Insurance		5400-5450	0.00	0.00	0.0%
Rentals, Leases, Repairs, and Noncapitalized Improvements		5600	0.00	0.00	0.0%
Transfers of Direct Costs - Interfund		5750	0.00	0.00	0.0%
Professional/Consulting Services and Operating Expenditures		5800	193,682.42	0.00	-100.0%
Communications		5900	0.00	0.00	0.0%
TOTAL, SERVICES AND OTHER OPERATING EXPENDITURES			193,682.42	0.00	-100.0%
CAPITAL OUTLAY					
Equipment		6400	0.00	0.00	0.0%
Equipment Replacement		6500	0.00	0.00	0.0%
Lease Assets		6600	0.00	0.00	0.0%
TOTAL, CAPITAL OUTLAY			0.00	0.00	0.0%
OTHER OUTGO - TRANSFERS OF INDIRECT COSTS					
Transfers of Indirect Costs - Interfund		7350	0.00	0.00	0.0%
TOTAL, OTHER OUTGO - TRANSFERS OF INDIRECT COSTS			0.00	0.00	0.0%
TOTAL, EXPENDITURES			458,320.01	0.00	-100.0%

Description	Resource Codes	Object Codes	2021-22 Unaudited Actuals	2022-23 Budget	Percent Difference
INTERFUND TRANSFERS					
INTERFUND TRANSFERS IN					
Other Authorized Interfund Transfers In		8919	0.00	0.00	0.0%
(a) TOTAL, INTERFUND TRANSFERS IN			0.00	0.00	0.0%
INTERFUND TRANSFERS OUT					
Other Authorized Interfund Transfers Out		7619	0.00	0.00	0.0%
(b) TOTAL, INTERFUND TRANSFERS OUT			0.00	0.00	0.0%
OTHER SOURCES/USES					
SOURCES					
Proceeds from Disposal of Capital Assets		8953	0.00	0.00	0.0%
Transfers from Funds of Lapsed/Reorganized LEAs		8965	0.00	0.00	0.0%
Proceeds from Leases		8972	0.00	0.00	0.0%
(c) TOTAL, SOURCES			0.00	0.00	0.0%
USES					
Transfers of Funds from Lapsed/Reorganized LEAs		7651	0.00	0.00	0.0%
(d) TOTAL, USES			0.00	0.00	0.0%
CONTRIBUTIONS					
Contributions from Unrestricted Revenues		8980	0.00	0.00	0.0%
Contributions from Restricted Revenues		8990	0.00	0.00	0.0%
(e) TOTAL, CONTRIBUTIONS			0.00	0.00	0.0%
TOTAL, OTHER FINANCING SOURCES/USES (a- b + c - d + e)			0.00	0.00	0.0%

Description	Function Codes	Object Codes	2021-22 Unaudited Actuals	2022-23 Budget	Percent Difference
A. REVENUES					
1) LCFF Sources		8010-8099	0.00	0.00	0.0%
2) Federal Revenue		8100-8299	0.00	0.00	0.0%
3) Other State Revenue		8300-8599	0.00	0.00	0.0%
4) Other Local Revenue		8600-8799	532,268.31	0.00	-100.0%
5) TOTAL, REVENUES			532,268.31	0.00	-100.0%
B. EXPENDITURES (Objects 1000-7999)					
1) Instruction	1000-1999		0.00	0.00	0.0%
2) Instruction - Related Services	2000-2999		0.00	0.00	0.0%
3) Pupil Services	3000-3999		0.00	0.00	0.0%
4) Ancillary Services	4000-4999		458,320.01	0.00	-100.0%
5) Community Services	5000-5999		0.00	0.00	0.0%
6) Enterprise	6000-6999		0.00	0.00	0.0%
7) General Administration	7000-7999		0.00	0.00	0.0%
8) Plant Services	8000-8999		0.00	0.00	0.0%
9) Other Outgo	9000-9999	Except 7600-7699	0.00	0.00	0.0%
10) TOTAL, EXPENDITURES			458,320.01	0.00	-100.0%
C. EXCESS (DEFICIENCY) OF REVENUES OVER EXPENDITURES BEFORE OTHER FINANCING SOURCES AND USES (A5 - B10)			73,948.30	0.00	-100.0%
D. OTHER FINANCING SOURCES/USES					
1) Interfund Transfers					
a) Transfers In		8900-8929	0.00	0.00	0.0%
b) Transfers Out		7600-7629	0.00	0.00	0.0%
2) Other Sources/Uses					
a) Sources		8930-8979	0.00	0.00	0.0%
b) Uses		7630-7699	0.00	0.00	0.0%
3) Contributions		8980-8999	0.00	0.00	0.0%
4) TOTAL, OTHER FINANCING SOURCES/USES			0.00	0.00	0.0%

Description	Function Codes	Object Codes	2021-22 Unaudited Actuals	2022-23 Budget	Percent Difference
E. NET INCREASE (DECREASE) IN FUND BALANCE (C + D4)			73,948.30	0.00	-100.0%
F. FUND BALANCE, RESERVES					
1) Beginning Fund Balance					
a) As of July 1 - Unaudited		9791	284,064.82	358,013.12	26.0%
b) Audit Adjustments		9793	0.00	0.00	0.0%
c) As of July 1 - Audited (F1a + F1b)			284,064.82	358,013.12	26.0%
d) Other Restatements		9795	0.00	0.00	0.0%
e) Adjusted Beginning Balance (F1c + F1d)			284,064.82	358,013.12	26.0%
2) Ending Balance, June 30 (E + F1e)			358,013.12	358,013.12	0.0%
Components of Ending Fund Balance					
a) Nonspendable					
Revolving Cash		9711	0.00	0.00	0.0%
Stores		9712	0.00	0.00	0.0%
Prepaid Items		9713	0.00	0.00	0.0%
All Others		9719	0.00	0.00	0.0%
b) Restricted		9740	358,013.12	358,013.12	0.0%
c) Committed					
Stabilization Arrangements		9750	0.00	0.00	0.0%
Other Commitments (by Resource/Object)		9760	0.00	0.00	0.0%
d) Assigned					
Other Assignments (by Resource/Object)		9780	0.00	0.00	0.0%
e) Unassigned/Unappropriated					
Reserve for Economic Uncertainties		9789	0.00	0.00	0.0%
Unassigned/Unappropriated Amount		9790	0.00	0.00	0.0%

Resource	Description	2021-22	2022-23
		Unaudited Actuals	Budget
8210	Student Activity Funds	358,013.12	358,013.12
Total, Restricted Balance		358,013.12	358,013.12

Description	Resource Codes	Object Codes	2021-22 Unaudited Actuals	2022-23 Budget	Percent Difference
A. REVENUES					
1) LCFF Sources		8010-8099	0.00	0.00	0.0%
2) Federal Revenue		8100-8299	0.00	0.00	0.0%
3) Other State Revenue		8300-8599	301,934.00	332,091.00	10.0%
4) Other Local Revenue		8600-8799	53,495.79	34,490.00	-35.5%
5) TOTAL, REVENUES			355,429.79	366,581.00	3.1%
B. EXPENDITURES					
1) Certificated Salaries		1000-1999	167,074.73	154,697.00	-7.4%
2) Classified Salaries		2000-2999	34,926.12	34,783.00	-0.4%
3) Employee Benefits		3000-3999	93,267.50	57,061.00	-38.8%
4) Books and Supplies		4000-4999	11,248.32	32,655.00	190.3%
5) Services and Other Operating Expenditures		5000-5999	49,224.29	51,443.00	4.5%
6) Capital Outlay		6000-6999	0.00	0.00	0.0%
7) Other Outgo (excluding Transfers of Indirect Costs)		7100-7299, 7400-7499	0.00	0.00	0.0%
8) Other Outgo - Transfers of Indirect Costs		7300-7399	21,913.39	14,717.00	-32.8%
9) TOTAL, EXPENDITURES			377,654.35	345,356.00	-8.6%
C. EXCESS (DEFICIENCY) OF REVENUES OVER EXPENDITURES BEFORE OTHER FINANCING SOURCES AND USES (A5 - B9)			(22,224.56)	21,225.00	-195.5%
D. OTHER FINANCING SOURCES/USES					
1) Interfund Transfers					
a) Transfers In		8900-8929	0.00	0.00	0.0%
b) Transfers Out		7600-7629	0.00	0.00	0.0%
2) Other Sources/Uses					
a) Sources		8930-8979	0.00	0.00	0.0%
b) Uses		7630-7699	0.00	0.00	0.0%
3) Contributions		8980-8999	0.00	0.00	0.0%
4) TOTAL, OTHER FINANCING SOURCES/USES			0.00	0.00	0.0%

Description	Resource Codes	Object Codes	2021-22 Unaudited Actuals	2022-23 Budget	Percent Difference
E. NET INCREASE (DECREASE) IN FUND BALANCE (C + D4)			(22,224.56)	21,225.00	-195.5%
F. FUND BALANCE, RESERVES					
1) Beginning Fund Balance					
a) As of July 1 - Unaudited		9791	123,583.88	101,359.32	-18.0%
b) Audit Adjustments		9793	0.00	0.00	0.0%
c) As of July 1 - Audited (F1a + F1b)			123,583.88	101,359.32	-18.0%
d) Other Restatements		9795	0.00	0.00	0.0%
e) Adjusted Beginning Balance (F1c + F1d)			123,583.88	101,359.32	-18.0%
2) Ending Balance, June 30 (E + F1e)			101,359.32	122,584.32	20.9%
Components of Ending Fund Balance					
a) Nonspendable					
Revolving Cash		9711	140.00	0.00	-100.0%
Stores		9712	0.00	0.00	0.0%
Prepaid Items		9713	0.00	0.00	0.0%
All Others		9719	0.00	0.00	0.0%
b) Restricted		9740	22,991.44	22,991.44	0.0%
c) Committed					
Stabilization Arrangements		9750	0.00	0.00	0.0%
Other Commitments		9760	0.00	0.00	0.0%
d) Assigned					
Other Assignments		9780	78,227.88	99,592.88	27.3%
Adult Education	0000	9780	78,227.88		
Adult Education	0000	9780		99,592.88	
e) Unassigned/Unappropriated					
Reserve for Economic Uncertainties		9789	0.00	0.00	0.0%
Unassigned/Unappropriated Amount		9790	0.00	0.00	0.0%

Description	Resource Codes	Object Codes	2021-22 Unaudited Actuals	2022-23 Budget	Percent Difference
G. ASSETS					
1) Cash					
a) in County Treasury		9110	98,065.03		
1) Fair Value Adjustment to Cash in County Treasury		9111	0.00		
b) in Banks		9120	0.00		
c) in Revolving Cash Account		9130	140.00		
d) with Fiscal Agent/Trustee		9135	0.00		
e) Collections Awaiting Deposit		9140	0.00		
2) Investments		9150	0.00		
3) Accounts Receivable		9200	9,522.12		
4) Due from Grantor Government		9290	0.00		
5) Due from Other Funds		9310	0.00		
6) Stores		9320	0.00		
7) Prepaid Expenditures		9330	0.00		
8) Other Current Assets		9340	0.00		
9) Lease Receivable		9380	0.00		
10) TOTAL, ASSETS			107,727.15		
H. DEFERRED OUTFLOWS OF RESOURCES					
1) Deferred Outflows of Resources		9490	0.00		
2) TOTAL, DEFERRED OUTFLOWS			0.00		
I. LIABILITIES					
1) Accounts Payable		9500	6,367.83		
2) Due to Grantor Governments		9590	0.00		
3) Due to Other Funds		9610	0.00		
4) Current Loans		9640			
5) Unearned Revenue		9650	0.00		
6) TOTAL, LIABILITIES			6,367.83		
J. DEFERRED INFLOWS OF RESOURCES					
1) Deferred Inflows of Resources		9690	0.00		
2) TOTAL, DEFERRED INFLOWS			0.00		
K. FUND EQUITY					
Ending Fund Balance, June 30 (must agree with line F2) (G10 + H2) - (I7 + J2)			101,359.32		

Description	Resource Codes	Object Codes	2021-22 Unaudited Actuals	2022-23 Budget	Percent Difference
LCFF SOURCES					
LCFF Transfers					
LCFF Transfers - Current Year		8091	0.00	0.00	0.0%
LCFF/Revenue Limit Transfers - Prior Years		8099	0.00	0.00	0.0%
TOTAL, LCFF SOURCES			0.00	0.00	0.0%
FEDERAL REVENUE					
Interagency Contracts Between LEAs		8285	0.00	0.00	0.0%
Pass-Through Revenues from Federal Sources		8287	0.00	0.00	0.0%
Career and Technical Education	3500-3599	8290	0.00	0.00	0.0%
All Other Federal Revenue	All Other	8290	0.00	0.00	0.0%
TOTAL, FEDERAL REVENUE			0.00	0.00	0.0%
OTHER STATE REVENUE					
Other State Apportionments					
All Other State Apportionments - Current Year		8311	0.00	0.00	0.0%
All Other State Apportionments - Prior Years		8319	0.00	0.00	0.0%
Pass-Through Revenues from State Sources		8587	0.00	0.00	0.0%
Adult Education Program	6391	8590	288,433.00	316,952.00	9.9%
All Other State Revenue	All Other	8590	13,501.00	15,139.00	12.1%
TOTAL, OTHER STATE REVENUE			301,934.00	332,091.00	10.0%

			2021-22	2022-23	Percent
Description	Resource Codes	Object Codes	Unaudited Actuals	Budget	Difference
OTHER LOCAL REVENUE					
Other Local Revenue					
Sales					
Sale of Equipment/Supplies		8631	0.00	0.00	0.0%
Leases and Rentals		8650	0.00	0.00	0.0%
Interest		8660	594.91	55.00	-90.8%
Net Increase (Decrease) in the Fair Value of Investments		8662	0.00	0.00	0.0%
Fees and Contracts					
Adult Education Fees		8671	4,936.88	3,000.00	-39.2%
Interagency Services		8677	0.00	0.00	0.0%
Other Local Revenue					
All Other Local Revenue		8699	47,964.00	31,435.00	-34.5%
Tuition		8710	0.00	0.00	0.0%
TOTAL, OTHER LOCAL REVENUE			53,495.79	34,490.00	-35.5%
TOTAL, REVENUES			355,429.79	366,581.00	3.1%

Description	Resource Codes	Object Codes	2021-22 Unaudited Actuals	2022-23 Budget	Percent Difference
CERTIFICATED SALARIES					
Certificated Teachers' Salaries		1100	115,114.72	102,019.00	-11.4%
Certificated Pupil Support Salaries		1200	0.00	0.00	0.0%
Certificated Supervisors' and Administrators' Salaries		1300	51,960.01	52,678.00	1.4%
Other Certificated Salaries		1900	0.00	0.00	0.0%
TOTAL, CERTIFICATED SALARIES			167,074.73	154,697.00	-7.4%
CLASSIFIED SALARIES					
Classified Instructional Salaries		2100	0.00	0.00	0.0%
Classified Support Salaries		2200	12,900.58	12,289.00	-4.7%
Classified Supervisors' and Administrators' Salaries		2300	7,125.60	7,223.00	1.4%
Clerical, Technical and Office Salaries		2400	14,899.94	15,271.00	2.5%
Other Classified Salaries		2900	0.00	0.00	0.0%
TOTAL, CLASSIFIED SALARIES			34,926.12	34,783.00	-0.4%
EMPLOYEE BENEFITS					
STRS		3101-3102	35,979.04	25,143.00	-30.1%
PERS		3201-3202	7,714.67	8,697.00	12.7%
OASDI/Medicare/Alternative		3301-3302	4,942.01	3,236.00	-34.5%
Health and Welfare Benefits		3401-3402	32,936.38	13,691.00	-58.4%
Unemployment Insurance		3501-3502	996.52	426.00	-57.3%
Workers' Compensation		3601-3602	5,717.99	2,438.00	-57.4%
OPEB, Allocated		3701-3702	4,980.89	3,430.00	-31.1%
OPEB, Active Employees		3751-3752	0.00	0.00	0.0%
Other Employee Benefits		3901-3902	0.00	0.00	0.0%
TOTAL, EMPLOYEE BENEFITS			93,267.50	57,061.00	-38.8%
BOOKS AND SUPPLIES					
Approved Textbooks and Core Curricula Materials		4100	0.00	0.00	0.0%
Books and Other Reference Materials		4200	0.00	0.00	0.0%
Materials and Supplies		4300	11,248.32	32,655.00	190.3%
Noncapitalized Equipment		4400	0.00	0.00	0.0%
TOTAL, BOOKS AND SUPPLIES			11,248.32	32,655.00	190.3%

Description	Resource Codes	Object Codes	2021-22 Unaudited Actuals	2022-23 Budget	Percent Difference
SERVICES AND OTHER OPERATING EXPENDITURES					
Subagreements for Services		5100	0.00	0.00	0.0%
Travel and Conferences		5200	1,309.02	500.00	-61.8%
Dues and Memberships		5300	0.00	0.00	0.0%
Insurance		5400-5450	0.00	0.00	0.0%
Operations and Housekeeping Services		5500	0.00	0.00	0.0%
Rentals, Leases, Repairs, and Noncapitalized Improvements		5600	2,189.04	2,973.00	35.8%
Transfers of Direct Costs		5710	0.00	0.00	0.0%
Transfers of Direct Costs - Interfund		5750	42,074.00	42,074.00	0.0%
Professional/Consulting Services and Operating Expenditures		5800	3,204.63	5,000.00	56.0%
Communications		5900	447.60	896.00	100.2%
TOTAL, SERVICES AND OTHER OPERATING EXPENDITURES			49,224.29	51,443.00	4.5%
CAPITAL OUTLAY					
Land		6100	0.00	0.00	0.0%
Land Improvements		6170	0.00	0.00	0.0%
Buildings and Improvements of Buildings		6200	0.00	0.00	0.0%
Equipment		6400	0.00	0.00	0.0%
Equipment Replacement		6500	0.00	0.00	0.0%
Lease Assets		6600	0.00	0.00	0.0%
TOTAL, CAPITAL OUTLAY			0.00	0.00	0.0%
OTHER OUTGO (excluding Transfers of Indirect Costs)					
Tuition					
Tuition, Excess Costs, and/or Deficit Payments Payments to Districts or Charter Schools		7141	0.00	0.00	0.0%
Payments to County Offices		7142	0.00	0.00	0.0%
Payments to JPAs		7143	0.00	0.00	0.0%
Other Transfers Out					
Transfers of Pass-Through Revenues To Districts or Charter Schools		7211	0.00	0.00	0.0%
To County Offices		7212	0.00	0.00	0.0%
To JPAs		7213	0.00	0.00	0.0%
Debt Service					
Debt Service - Interest		7438	0.00	0.00	0.0%
Other Debt Service - Principal		7439	0.00	0.00	0.0%
TOTAL, OTHER OUTGO (excluding Transfers of Indirect Costs)			0.00	0.00	0.0%

Description Resource Codes Object Codes			2021-22 Unaudited Actuals	2022-23 Budget	Percent Difference
OTHER OUTGO - TRANSFERS OF INDIRECT COSTS					
Transfers of Indirect Costs - Interfund		7350	21,913.39	14,717.00	-32.8%
TOTAL, OTHER OUTGO - TRANSFERS OF INDIRECT COSTS			21,913.39	14,717.00	-32.8%
TOTAL, EXPENDITURES			377,654.35	345,356.00	-8.6%

Description	Resource Codes	Object Codes	2021-22 Unaudited Actuals	2022-23 Budget	Percent Difference
INTERFUND TRANSFERS					
INTERFUND TRANSFERS IN					
Other Authorized Interfund Transfers In		8919	0.00	0.00	0.0%
(a) TOTAL, INTERFUND TRANSFERS IN			0.00	0.00	0.0%
INTERFUND TRANSFERS OUT					
To: State School Building Fund/ County School Facilities Fund		7613	0.00	0.00	0.0%
Other Authorized Interfund Transfers Out		7619	0.00	0.00	0.0%
(b) TOTAL, INTERFUND TRANSFERS OUT			0.00	0.00	0.0%
OTHER SOURCES/USES					
SOURCES					
Other Sources					
Transfers from Funds of Lapsed/Reorganized LEAs		8965	0.00	0.00	0.0%
Long-Term Debt Proceeds					
Proceeds from Certificates of Participation		8971	0.00	0.00	0.0%
Proceeds from Leases		8972	0.00	0.00	0.0%
All Other Financing Sources		8979	0.00	0.00	0.0%
(c) TOTAL, SOURCES			0.00	0.00	0.0%
USES					
Transfers of Funds from Lapsed/Reorganized LEAs		7651	0.00	0.00	0.0%
All Other Financing Uses		7699	0.00	0.00	0.0%
(d) TOTAL, USES			0.00	0.00	0.0%
CONTRIBUTIONS					
Contributions from Unrestricted Revenues		8980	0.00	0.00	0.0%
Contributions from Restricted Revenues		8990	0.00	0.00	0.0%
(e) TOTAL, CONTRIBUTIONS			0.00	0.00	0.0%
TOTAL, OTHER FINANCING SOURCES/USES (a - b + c - d + e)			0.00	0.00	0.0%

Description	Function Codes	Object Codes	2021-22 Unaudited Actuals	2022-23 Budget	Percent Difference
A. REVENUES					
1) LCFF Sources		8010-8099	0.00	0.00	0.0%
2) Federal Revenue		8100-8299	0.00	0.00	0.0%
3) Other State Revenue		8300-8599	301,934.00	332,091.00	10.0%
4) Other Local Revenue		8600-8799	53,495.79	34,490.00	-35.5%
5) TOTAL, REVENUES			355,429.79	366,581.00	3.1%
B. EXPENDITURES (Objects 1000-7999)					
1) Instruction	1000-1999		181,996.19	153,033.00	-15.9%
2) Instruction - Related Services	2000-2999		131,670.77	135,532.00	2.9%
3) Pupil Services	3000-3999		0.00	0.00	0.0%
4) Ancillary Services	4000-4999		0.00	0.00	0.0%
5) Community Services	5000-5999		0.00	0.00	0.0%
6) Enterprise	6000-6999		0.00	0.00	0.0%
7) General Administration	7000-7999		21,913.39	14,717.00	-32.8%
8) Plant Services	8000-8999		42,074.00	42,074.00	0.0%
9) Other Outgo	9000-9999	Except 7600-7699	0.00	0.00	0.0%
10) TOTAL, EXPENDITURES			377,654.35	345,356.00	-8.6%
C. EXCESS (DEFICIENCY) OF REVENUES OVER EXPENDITURES BEFORE OTHER FINANCING SOURCES AND USES (A5 - B10)			(22,224.56)	21,225.00	-195.5%
D. OTHER FINANCING SOURCES/USES					
1) Interfund Transfers					
a) Transfers In		8900-8929	0.00	0.00	0.0%
b) Transfers Out		7600-7629	0.00	0.00	0.0%
2) Other Sources/Uses					
a) Sources		8930-8979	0.00	0.00	0.0%
b) Uses		7630-7699	0.00	0.00	0.0%
3) Contributions		8980-8999	0.00	0.00	0.0%
4) TOTAL, OTHER FINANCING SOURCES/USES			0.00	0.00	0.0%

Description	Function Codes	Object Codes	2021-22 Unaudited Actuals	2022-23 Budget	Percent Difference
E. NET INCREASE (DECREASE) IN FUND BALANCE (C + D4)			(22,224.56)	21,225.00	-195.5%
F. FUND BALANCE, RESERVES					
1) Beginning Fund Balance					
a) As of July 1 - Unaudited		9791	123,583.88	101,359.32	-18.0%
b) Audit Adjustments		9793	0.00	0.00	0.0%
c) As of July 1 - Audited (F1a + F1b)			123,583.88	101,359.32	-18.0%
d) Other Restatements		9795	0.00	0.00	0.0%
e) Adjusted Beginning Balance (F1c + F1d)			123,583.88	101,359.32	-18.0%
2) Ending Balance, June 30 (E + F1e)			101,359.32	122,584.32	20.9%
Components of Ending Fund Balance					
a) Nonspendable					
Revolving Cash		9711	140.00	0.00	-100.0%
Stores		9712	0.00	0.00	0.0%
Prepaid Items		9713	0.00	0.00	0.0%
All Others		9719	0.00	0.00	0.0%
b) Restricted		9740	22,991.44	22,991.44	0.0%
c) Committed					
Stabilization Arrangements		9750	0.00	0.00	0.0%
Other Commitments (by Resource/Object)		9760	0.00	0.00	0.0%
d) Assigned					
Other Assignments (by Resource/Object)		9780	78,227.88	99,592.88	27.3%
Adult Education	0000	9780	78,227.88		
Adult Education	0000	9780		99,592.88	
e) Unassigned/Unappropriated					
Reserve for Economic Uncertainties		9789	0.00	0.00	0.0%
Unassigned/Unappropriated Amount		9790	0.00	0.00	0.0%

Resource	Description	2021-22	2022-23
		Unaudited Actuals	Budget
6391	Adult Education Program	22,991.44	22,991.44
Total, Restricted Balance		22,991.44	22,991.44

Description	Resource Codes	Object Codes	2021-22 Unaudited Actuals	2022-23 Budget	Percent Difference
A. REVENUES					
1) LCFF Sources		8010-8099	0.00	0.00	0.0%
2) Federal Revenue		8100-8299	18,000.00	0.00	-100.0%
3) Other State Revenue		8300-8599	531,643.12	533,117.00	0.3%
4) Other Local Revenue		8600-8799	13,890.20	5,500.00	-60.4%
5) TOTAL, REVENUES			563,533.32	538,617.00	-4.4%
B. EXPENDITURES					
1) Certificated Salaries		1000-1999	171,784.41	195,176.00	13.6%
2) Classified Salaries		2000-2999	166,011.09	169,428.00	2.1%
3) Employee Benefits		3000-3999	192,415.15	213,846.00	11.1%
4) Books and Supplies		4000-4999	23,319.45	38,535.00	65.2%
5) Services and Other Operating Expenditures		5000-5999	58,263.14	18,199.00	-68.8%
6) Capital Outlay		6000-6999	0.00	0.00	0.0%
7) Other Outgo (excluding Transfers of Indirect Costs)		7100-7299, 7400-7499	0.00	0.00	0.0%
8) Other Outgo - Transfers of Indirect Costs		7300-7399	26,329.38	33,403.00	26.9%
9) TOTAL, EXPENDITURES			638,122.62	668,587.00	4.8%
C. EXCESS (DEFICIENCY) OF REVENUES OVER EXPENDITURES BEFORE OTHER FINANCING SOURCES AND USES (A5 - B9)			(74,589.30)	(129,970.00)	74.2%
D. OTHER FINANCING SOURCES/USES					
1) Interfund Transfers					
a) Transfers In		8900-8929	73,595.11	135,524.00	84.1%
b) Transfers Out		7600-7629	0.00	0.00	0.0%
2) Other Sources/Uses					
a) Sources		8930-8979	0.00	0.00	0.0%
b) Uses		7630-7699	0.00	0.00	0.0%
3) Contributions		8980-8999	0.00	0.00	0.0%
4) TOTAL, OTHER FINANCING SOURCES/USES			73,595.11	135,524.00	84.1%

Description	Resource Codes	Object Codes	2021-22 Unaudited Actuals	2022-23 Budget	Percent Difference
E. NET INCREASE (DECREASE) IN FUND BALANCE (C + D4)			(994.19)	5,554.00	-658.6%
F. FUND BALANCE, RESERVES					
1) Beginning Fund Balance					
a) As of July 1 - Unaudited		9791	37,436.29	36,442.10	-2.7%
b) Audit Adjustments		9793	0.00	0.00	0.0%
c) As of July 1 - Audited (F1a + F1b)			37,436.29	36,442.10	-2.7%
d) Other Restatements		9795	0.00	0.00	0.0%
e) Adjusted Beginning Balance (F1c + F1d)			37,436.29	36,442.10	-2.7%
2) Ending Balance, June 30 (E + F1e)			36,442.10	41,996.10	15.2%
Components of Ending Fund Balance					
a) Nonspendable					
Revolving Cash		9711	0.00	0.00	0.0%
Stores		9712	0.00	0.00	0.0%
Prepaid Items		9713	0.00	0.00	0.0%
All Others		9719	0.00	0.00	0.0%
b) Restricted		9740	29,318.45	34,122.45	16.4%
c) Committed					
Stabilization Arrangements		9750	0.00	0.00	0.0%
Other Commitments		9760	0.00	0.00	0.0%
d) Assigned					
Other Assignments		9780	7,123.65	7,873.65	10.5%
Child Development	0000	9780	7,123.65		
Child Development	0000	9780		7,873.65	
e) Unassigned/Unappropriated					
Reserve for Economic Uncertainties		9789	0.00	0.00	0.0%
Unassigned/Unappropriated Amount		9790	0.00	0.00	0.0%

Description	Resource Codes	Object Codes	2021-22 Unaudited Actuals	2022-23 Budget	Percent Difference
G. ASSETS					
1) Cash					
a) in County Treasury		9110	0.00		
1) Fair Value Adjustment to Cash in County Treasury		9111	0.00		
b) in Banks		9120	0.00		
c) in Revolving Cash Account		9130	0.00		
d) with Fiscal Agent/Trustee		9135	0.00		
e) Collections Awaiting Deposit		9140	0.00		
2) Investments		9150	0.00		
3) Accounts Receivable		9200	95,406.58		
4) Due from Grantor Government		9290	0.00		
5) Due from Other Funds		9310	0.00		
6) Stores		9320	0.00		
7) Prepaid Expenditures		9330	0.00		
8) Other Current Assets		9340	0.00		
9) TOTAL, ASSETS			95,406.58		
H. DEFERRED OUTFLOWS OF RESOURCES					
1) Deferred Outflows of Resources		9490	0.00		
2) TOTAL, DEFERRED OUTFLOWS			0.00		
I. LIABILITIES					
1) Accounts Payable		9500	12,761.76		
2) Due to Grantor Governments		9590	0.00		
3) Due to Other Funds		9610	41,742.40		
4) Current Loans		9640			
5) Unearned Revenue		9650	4,460.32		
6) TOTAL, LIABILITIES			58,964.48		
J. DEFERRED INFLOWS OF RESOURCES					
1) Deferred Inflows of Resources		9690	0.00		
2) TOTAL, DEFERRED INFLOWS			0.00		
K. FUND EQUITY					
Ending Fund Balance, June 30 (must agree with line F2) (G9 + H2) - (I6 + J2)			36,442.10		

Description	Resource Codes	Object Codes	2021-22 Unaudited Actuals	2022-23 Budget	Percent Difference
FEDERAL REVENUE					
Child Nutrition Programs		8220	0.00	0.00	0.0%
Interagency Contracts Between LEAs		8285	0.00	0.00	0.0%
Title I, Part A, Basic	3010	8290	0.00	0.00	0.0%
All Other Federal Revenue	All Other	8290	18,000.00	0.00	-100.0%
TOTAL, FEDERAL REVENUE			18,000.00	0.00	-100.0%
OTHER STATE REVENUE					
Child Nutrition Programs		8520	0.00	0.00	0.0%
Child Development Apportionments		8530	0.00	0.00	0.0%
Pass-Through Revenues from State Sources		8587	0.00	0.00	0.0%
State Preschool	6105	8590	484,772.00	484,772.00	0.0%
All Other State Revenue	All Other	8590	46,871.12	48,345.00	3.1%
TOTAL, OTHER STATE REVENUE			531,643.12	533,117.00	0.3%
OTHER LOCAL REVENUE					
Other Local Revenue					
Sales					
Sale of Equipment/Supplies		8631	0.00	0.00	0.0%
Food Service Sales		8634	0.00	0.00	0.0%
Interest		8660	700.49	0.00	-100.0%
Net Increase (Decrease) in the Fair Value of Investments		8662	0.00	0.00	0.0%
Fees and Contracts					
Child Development Parent Fees		8673	0.00	0.00	0.0%
Interagency Services		8677	0.00	0.00	0.0%
All Other Fees and Contracts		8689	0.00	0.00	0.0%
Other Local Revenue					
All Other Local Revenue		8699	13,189.71	5,500.00	-58.3%
All Other Transfers In from All Others		8799	0.00	0.00	0.0%
TOTAL, OTHER LOCAL REVENUE			13,890.20	5,500.00	-60.4%
TOTAL, REVENUES			563,533.32	538,617.00	-4.4%

Description	Resource Codes	Object Codes	2021-22 Unaudited Actuals	2022-23 Budget	Percent Difference
CERTIFICATED SALARIES					
Certificated Teachers' Salaries		1100	98,567.37	107,176.00	8.7%
Certificated Pupil Support Salaries		1200	0.00	0.00	0.0%
Certificated Supervisors' and Administrators' Salaries		1300	70,826.74	88,000.00	24.2%
Other Certificated Salaries		1900	2,390.30	0.00	-100.0%
TOTAL, CERTIFICATED SALARIES			171,784.41	195,176.00	13.6%
CLASSIFIED SALARIES					
Classified Instructional Salaries		2100	64,502.25	67,199.00	4.2%
Classified Support Salaries		2200	12,824.93	13,634.00	6.3%
Classified Supervisors' and Administrators' Salaries		2300	0.00	0.00	0.0%
Clerical, Technical and Office Salaries		2400	32,906.10	33,008.00	0.3%
Other Classified Salaries		2900	55,777.81	55,587.00	-0.3%
TOTAL, CLASSIFIED SALARIES			166,011.09	169,428.00	2.1%
EMPLOYEE BENEFITS					
STRS		3101-3102	38,052.42	49,638.00	30.4%
PERS		3201-3202	44,673.75	50,044.00	12.0%
OASDI/Medicare/Alternative		3301-3302	16,945.99	17,345.00	2.4%
Health and Welfare Benefits		3401-3402	72,123.77	75,874.00	5.2%
Unemployment Insurance		3501-3502	1,664.04	1,766.00	6.1%
Workers' Compensation		3601-3602	9,518.80	10,098.00	6.1%
OPEB, Allocated		3701-3702	9,436.38	9,081.00	-3.8%
OPEB, Active Employees		3751-3752	0.00	0.00	0.0%
Other Employee Benefits		3901-3902	0.00	0.00	0.0%
TOTAL, EMPLOYEE BENEFITS			192,415.15	213,846.00	11.1%
BOOKS AND SUPPLIES					
Approved Textbooks and Core Curricula Materials		4100	0.00	0.00	0.0%
Books and Other Reference Materials		4200	0.00	0.00	0.0%
Materials and Supplies		4300	11,285.80	38,535.00	241.4%
Noncapitalized Equipment		4400	12,033.65	0.00	-100.0%
Food		4700	0.00	0.00	0.0%
TOTAL, BOOKS AND SUPPLIES			23,319.45	38,535.00	65.2%

Description	Resource Codes	Object Codes	2021-22 Unaudited Actuals	2022-23 Budget	Percent Difference
SERVICES AND OTHER OPERATING EXPENDITURES					
Subagreements for Services		5100	0.00	0.00	0.0%
Travel and Conferences		5200	0.00	0.00	0.0%
Dues and Memberships		5300	0.00	0.00	0.0%
Insurance		5400-5450	0.00	0.00	0.0%
Operations and Housekeeping Services		5500	11,082.61	10,374.00	-6.4%
Rentals, Leases, Repairs, and Noncapitalized Improvements		5600	3,549.89	4,014.00	13.1%
Transfers of Direct Costs		5710	0.00	0.00	0.0%
Transfers of Direct Costs - Interfund		5750	0.00	549.00	New
Professional/Consulting Services and Operating Expenditures		5800	43,072.54	2,222.00	-94.8%
Communications		5900	558.10	1,040.00	86.3%
TOTAL, SERVICES AND OTHER OPERATING EXPENDITURES			58,263.14	18,199.00	-68.8%
CAPITAL OUTLAY					
Land		6100	0.00	0.00	0.0%
Land Improvements		6170	0.00	0.00	0.0%
Buildings and Improvements of Buildings		6200	0.00	0.00	0.0%
Equipment		6400	0.00	0.00	0.0%
Equipment Replacement		6500	0.00	0.00	0.0%
Lease Assets		6600	0.00	0.00	0.0%
TOTAL, CAPITAL OUTLAY			0.00	0.00	0.0%
OTHER OUTGO (excluding Transfers of Indirect Costs)					
Other Transfers Out					
All Other Transfers Out to All Others		7299	0.00	0.00	0.0%
Debt Service					
Debt Service - Interest		7438	0.00	0.00	0.0%
Other Debt Service - Principal		7439	0.00	0.00	0.0%
TOTAL, OTHER OUTGO (excluding Transfers of Indirect Costs)			0.00	0.00	0.0%
OTHER OUTGO - TRANSFERS OF INDIRECT COSTS					
Transfers of Indirect Costs - Interfund		7350	26,329.38	33,403.00	26.9%
TOTAL, OTHER OUTGO - TRANSFERS OF INDIRECT COSTS			26,329.38	33,403.00	26.9%
TOTAL, EXPENDITURES			638,122.62	668,587.00	4.8%

Description	Resource Codes	Object Codes	2021-22 Unaudited Actuals	2022-23 Budget	Percent Difference
INTERFUND TRANSFERS					
INTERFUND TRANSFERS IN					
From: General Fund		8911	73,595.11	135,524.00	84.1%
Other Authorized Interfund Transfers In		8919	0.00	0.00	0.0%
(a) TOTAL, INTERFUND TRANSFERS IN			73,595.11	135,524.00	84.1%
INTERFUND TRANSFERS OUT					
Other Authorized Interfund Transfers Out		7619	0.00	0.00	0.0%
(b) TOTAL, INTERFUND TRANSFERS OUT			0.00	0.00	0.0%
OTHER SOURCES/USES					
SOURCES					
Other Sources					
Transfers from Funds of Lapsed/Reorganized LEAs		8965	0.00	0.00	0.0%
Long-Term Debt Proceeds					
Proceeds from Certificates of Participation		8971	0.00	0.00	0.0%
Proceeds from Leases		8972	0.00	0.00	0.0%
All Other Financing Sources		8979	0.00	0.00	0.0%
(c) TOTAL, SOURCES			0.00	0.00	0.0%
USES					
Transfers of Funds from Lapsed/Reorganized LEAs		7651	0.00	0.00	0.0%
All Other Financing Uses		7699	0.00	0.00	0.0%
(d) TOTAL, USES			0.00	0.00	0.0%
CONTRIBUTIONS					
Contributions from Unrestricted Revenues		8980	0.00	0.00	0.0%
Contributions from Restricted Revenues		8990	0.00	0.00	0.0%
(e) TOTAL, CONTRIBUTIONS			0.00	0.00	0.0%
TOTAL, OTHER FINANCING SOURCES/USES (a - b + c - d + e)			73,595.11	135,524.00	84.1%

Description	Function Codes	Object Codes	2021-22 Unaudited Actuals	2022-23 Budget	Percent Difference
A. REVENUES					
1) LCFF Sources		8010-8099	0.00	0.00	0.0%
2) Federal Revenue		8100-8299	18,000.00	0.00	-100.0%
3) Other State Revenue		8300-8599	531,643.12	533,117.00	0.3%
4) Other Local Revenue		8600-8799	13,890.20	5,500.00	-60.4%
5) TOTAL, REVENUES			563,533.32	538,617.00	-4.4%
B. EXPENDITURES (Objects 1000-7999)					
1) Instruction	1000-1999		277,812.47	318,679.00	14.7%
2) Instruction - Related Services	2000-2999		166,936.32	189,833.00	13.7%
3) Pupil Services	3000-3999		0.00	0.00	0.0%
4) Ancillary Services	4000-4999		0.00	0.00	0.0%
5) Community Services	5000-5999		0.00	0.00	0.0%
6) Enterprise	6000-6999		0.00	0.00	0.0%
7) General Administration	7000-7999		26,329.38	33,403.00	26.9%
8) Plant Services	8000-8999		167,044.45	126,672.00	-24.2%
9) Other Outgo	9000-9999	Except 7600-7699	0.00	0.00	0.0%
10) TOTAL, EXPENDITURES			638,122.62	668,587.00	4.8%
C. EXCESS (DEFICIENCY) OF REVENUES OVER EXPENDITURES BEFORE OTHER FINANCING SOURCES AND USES (A5 - B10)			(74,589.30)	(129,970.00)	74.2%
D. OTHER FINANCING SOURCES/USES					
1) Interfund Transfers					
a) Transfers In		8900-8929	73,595.11	135,524.00	84.1%
b) Transfers Out		7600-7629	0.00	0.00	0.0%
2) Other Sources/Uses					
a) Sources		8930-8979	0.00	0.00	0.0%
b) Uses		7630-7699	0.00	0.00	0.0%
3) Contributions		8980-8999	0.00	0.00	0.0%
4) TOTAL, OTHER FINANCING SOURCES/USES			73,595.11	135,524.00	84.1%

Description	Function Codes	Object Codes	2021-22 Unaudited Actuals	2022-23 Budget	Percent Difference
E. NET INCREASE (DECREASE) IN FUND BALANCE (C + D4)			(994.19)	5,554.00	-658.6%
F. FUND BALANCE, RESERVES					
1) Beginning Fund Balance					
a) As of July 1 - Unaudited		9791	37,436.29	36,442.10	-2.7%
b) Audit Adjustments		9793	0.00	0.00	0.0%
c) As of July 1 - Audited (F1a + F1b)			37,436.29	36,442.10	-2.7%
d) Other Restatements		9795	0.00	0.00	0.0%
e) Adjusted Beginning Balance (F1c + F1d)			37,436.29	36,442.10	-2.7%
2) Ending Balance, June 30 (E + F1e)			36,442.10	41,996.10	15.2%
Components of Ending Fund Balance					
a) Nonspendable					
Revolving Cash		9711	0.00	0.00	0.0%
Stores		9712	0.00	0.00	0.0%
Prepaid Items		9713	0.00	0.00	0.0%
All Others		9719	0.00	0.00	0.0%
b) Restricted		9740	29,318.45	34,122.45	16.4%
c) Committed					
Stabilization Arrangements		9750	0.00	0.00	0.0%
Other Commitments (by Resource/Object)		9760	0.00	0.00	0.0%
d) Assigned					
Other Assignments (by Resource/Object)		9780	7,123.65	7,873.65	10.5%
Child Development	0000	9780	7,123.65		
Child Development	0000	9780		7,873.65	
e) Unassigned/Unappropriated					
Reserve for Economic Uncertainties		9789	0.00	0.00	0.0%
Unassigned/Unappropriated Amount		9790	0.00	0.00	0.0%

Resource	Description	2021-22	2022-23
		Unaudited Actuals	Budget
9010	Other Restricted Local	29,318.45	34,122.45
Total, Restricted Balance		29,318.45	34,122.45

Description	Resource Codes	Object Codes	2021-22 Unaudited Actuals	2022-23 Budget	Percent Difference
A. REVENUES					
1) LCFF Sources		8010-8099	0.00	0.00	0.0%
2) Federal Revenue		8100-8299	2,502,816.00	2,273,140.00	-9.2%
3) Other State Revenue		8300-8599	149,657.47	178,421.00	19.2%
4) Other Local Revenue		8600-8799	129,580.26	121,143.00	-6.5%
5) TOTAL, REVENUES			2,782,053.73	2,572,704.00	-7.5%
B. EXPENDITURES					
1) Certificated Salaries		1000-1999	0.00	0.00	0.0%
2) Classified Salaries		2000-2999	907,273.50	945,231.00	4.2%
3) Employee Benefits		3000-3999	669,954.26	702,774.00	4.9%
4) Books and Supplies		4000-4999	1,129,224.60	976,570.00	-13.5%
5) Services and Other Operating Expenditures		5000-5999	37,853.80	42,492.00	12.3%
6) Capital Outlay		6000-6999	0.00	0.00	0.0%
7) Other Outgo (excluding Transfers of Indirect Costs)		7100-7299, 7400-7499	0.00	0.00	0.0%
8) Other Outgo - Transfers of Indirect Costs		7300-7399	81,533.85	76,854.00	-5.7%
9) TOTAL, EXPENDITURES			2,825,840.01	2,743,921.00	-2.9%
C. EXCESS (DEFICIENCY) OF REVENUES OVER EXPENDITURES BEFORE OTHER FINANCING SOURCES AND USES (A5 - B9)			(43,786.28)	(171,217.00)	291.0%
D. OTHER FINANCING SOURCES/USES					
1) Interfund Transfers					
a) Transfers In		8900-8929	49,485.16	171,217.00	246.0%
b) Transfers Out		7600-7629	0.00	0.00	0.0%
2) Other Sources/Uses					
a) Sources		8930-8979	0.00	0.00	0.0%
b) Uses		7630-7699	0.00	0.00	0.0%
3) Contributions		8980-8999	0.00	0.00	0.0%
4) TOTAL, OTHER FINANCING SOURCES/USES			49,485.16	171,217.00	246.0%

Description	Resource Codes	Object Codes	2021-22 Unaudited Actuals	2022-23 Budget	Percent Difference
E. NET INCREASE (DECREASE) IN FUND BALANCE (C + D4)			5,698.88	0.00	-100.0%
F. FUND BALANCE, RESERVES					
1) Beginning Fund Balance					
a) As of July 1 - Unaudited		9791	328,699.58	334,398.46	1.7%
b) Audit Adjustments		9793	0.00	0.00	0.0%
c) As of July 1 - Audited (F1a + F1b)			328,699.58	334,398.46	1.7%
d) Other Restatements		9795	0.00	0.00	0.0%
e) Adjusted Beginning Balance (F1c + F1d)			328,699.58	334,398.46	1.7%
2) Ending Balance, June 30 (E + F1e)			334,398.46	334,398.46	0.0%
Components of Ending Fund Balance					
a) Nonspendable					
Revolving Cash		9711	1,000.00	0.00	-100.0%
Stores		9712	48,971.31	0.00	-100.0%
Prepaid Items		9713	0.00	0.00	0.0%
All Others		9719	0.00	0.00	0.0%
b) Restricted		9740	284,427.15	334,398.46	17.6%
c) Committed					
Stabilization Arrangements		9750	0.00	0.00	0.0%
Other Commitments		9760	0.00	0.00	0.0%
d) Assigned					
Other Assignments		9780	0.00	0.00	0.0%
e) Unassigned/Unappropriated					
Reserve for Economic Uncertainties		9789	0.00	0.00	0.0%
Unassigned/Unappropriated Amount		9790	0.00	0.00	0.0%

Description	Resource Codes	Object Codes	2021-22 Unaudited Actuals	2022-23 Budget	Percent Difference
G. ASSETS					
1) Cash					
a) in County Treasury		9110	0.00		
1) Fair Value Adjustment to Cash in County Treasury		9111	0.00		
b) in Banks		9120	0.00		
c) in Revolving Cash Account		9130	1,000.00		
d) with Fiscal Agent/Trustee		9135	0.00		
e) Collections Awaiting Deposit		9140	0.00		
2) Investments		9150	0.00		
3) Accounts Receivable		9200	402,310.13		
4) Due from Grantor Government		9290	0.00		
5) Due from Other Funds		9310	0.00		
6) Stores		9320	48,971.31		
7) Prepaid Expenditures		9330	0.00		
8) Other Current Assets		9340	0.00		
9) Lease Receivable		9380	0.00		
10) TOTAL, ASSETS			452,281.44		
H. DEFERRED OUTFLOWS OF RESOURCES					
1) Deferred Outflows of Resources		9490	0.00		
2) TOTAL, DEFERRED OUTFLOWS			0.00		
I. LIABILITIES					
1) Accounts Payable		9500	19,260.96		
2) Due to Grantor Governments		9590	0.00		
3) Due to Other Funds		9610	10,834.84		
4) Current Loans		9640			
5) Unearned Revenue		9650	87,787.18		
6) TOTAL, LIABILITIES			117,882.98		
J. DEFERRED INFLOWS OF RESOURCES					
1) Deferred Inflows of Resources		9690	0.00		
2) TOTAL, DEFERRED INFLOWS			0.00		
K. FUND EQUITY					
Ending Fund Balance, June 30 (must agree with line F2) (G10 + H2) - (I7 + J2)			334,398.46		

Description	Resource Codes	Object Codes	2021-22 Unaudited Actuals	2022-23 Budget	Percent Difference
FEDERAL REVENUE					
Child Nutrition Programs		8220	2,501,505.22	2,273,140.00	-9.1%
Donated Food Commodities		8221	0.00	0.00	0.0%
All Other Federal Revenue		8290	1,310.78	0.00	-100.0%
TOTAL, FEDERAL REVENUE			2,502,816.00	2,273,140.00	-9.2%
OTHER STATE REVENUE					
Child Nutrition Programs		8520	149,633.47	178,421.00	19.2%
All Other State Revenue		8590	24.00	0.00	-100.0%
TOTAL, OTHER STATE REVENUE			149,657.47	178,421.00	19.2%
OTHER LOCAL REVENUE					
Other Local Revenue					
Sales					
Sale of Equipment/Supplies		8631	0.00	0.00	0.0%
Food Service Sales		8634	15,014.41	7,543.00	-49.8%
Leases and Rentals		8650	0.00	0.00	0.0%
Interest		8660	1,588.74	1,800.00	13.3%
Net Increase (Decrease) in the Fair Value of Investments		8662	0.00	0.00	0.0%
Fees and Contracts					
Interagency Services		8677	108,042.87	111,280.00	3.0%
Other Local Revenue					
All Other Local Revenue		8699	4,934.24	520.00	-89.5%
TOTAL, OTHER LOCAL REVENUE			129,580.26	121,143.00	-6.5%
TOTAL, REVENUES			2,782,053.73	2,572,704.00	-7.5%

Description	Resource Codes	Object Codes	2021-22 Unaudited Actuals	2022-23 Budget	Percent Difference
CERTIFICATED SALARIES					
Certificated Supervisors' and Administrators' Salaries		1300	0.00	0.00	0.0%
Other Certificated Salaries		1900	0.00	0.00	0.0%
TOTAL, CERTIFICATED SALARIES			0.00	0.00	0.0%
CLASSIFIED SALARIES					
Classified Support Salaries		2200	747,118.39	825,711.00	10.5%
Classified Supervisors' and Administrators' Salaries		2300	117,475.96	76,136.00	-35.2%
Clerical, Technical and Office Salaries		2400	42,679.15	43,384.00	1.7%
Other Classified Salaries		2900	0.00	0.00	0.0%
TOTAL, CLASSIFIED SALARIES			907,273.50	945,231.00	4.2%
EMPLOYEE BENEFITS					
STRS		3101-3102	63.13	0.00	-100.0%
PERS		3201-3202	199,018.21	231,355.00	16.2%
OASDI/Medicare/Alternative		3301-3302	65,306.86	68,195.00	4.4%
Health and Welfare Benefits		3401-3402	345,873.53	348,313.00	0.7%
Unemployment Insurance		3501-3502	4,305.60	4,457.00	3.5%
Workers' Compensation		3601-3602	25,027.67	25,495.00	1.9%
OPEB, Allocated		3701-3702	30,359.26	24,959.00	-17.8%
OPEB, Active Employees		3751-3752	0.00	0.00	0.0%
Other Employee Benefits		3901-3902	0.00	0.00	0.0%
TOTAL, EMPLOYEE BENEFITS			669,954.26	702,774.00	4.9%
BOOKS AND SUPPLIES					
Books and Other Reference Materials		4200	0.00	0.00	0.0%
Materials and Supplies		4300	113,571.02	127,898.00	12.6%
Noncapitalized Equipment		4400	18,814.48	4,400.00	-76.6%
Food		4700	996,839.10	844,272.00	-15.3%
TOTAL, BOOKS AND SUPPLIES			1,129,224.60	976,570.00	-13.5%

Description	Resource Codes	Object Codes	2021-22 Unaudited Actuals	2022-23 Budget	Percent Difference
SERVICES AND OTHER OPERATING EXPENDITURES					
Subagreements for Services		5100	0.00	0.00	0.0%
Travel and Conferences		5200	4,518.51	3,000.00	-33.6%
Dues and Memberships		5300	132.50	134.00	1.1%
Insurance		5400-5450	0.00	0.00	0.0%
Operations and Housekeeping Services		5500	0.00	0.00	0.0%
Rentals, Leases, Repairs, and Noncapitalized Improvements		5600	2,508.37	6,288.00	150.7%
Transfers of Direct Costs		5710	0.00	0.00	0.0%
Transfers of Direct Costs - Interfund		5750	9,970.80	7,250.00	-27.3%
Professional/Consulting Services and Operating Expenditures		5800	19,278.62	19,270.00	0.0%
Communications		5900	1,445.00	6,550.00	353.3%
TOTAL, SERVICES AND OTHER OPERATING EXPENDITURES			37,853.80	42,492.00	12.3%
CAPITAL OUTLAY					
Buildings and Improvements of Buildings		6200	0.00	0.00	0.0%
Equipment		6400	0.00	0.00	0.0%
Equipment Replacement		6500	0.00	0.00	0.0%
Lease Assets		6600	0.00	0.00	0.0%
TOTAL, CAPITAL OUTLAY			0.00	0.00	0.0%
OTHER OUTGO (excluding Transfers of Indirect Costs)					
Debt Service					
Debt Service - Interest		7438	0.00	0.00	0.0%
Other Debt Service - Principal		7439	0.00	0.00	0.0%
TOTAL, OTHER OUTGO (excluding Transfers of Indirect Costs)			0.00	0.00	0.0%
OTHER OUTGO - TRANSFERS OF INDIRECT COSTS					
Transfers of Indirect Costs - Interfund		7350	81,533.85	76,854.00	-5.7%
TOTAL, OTHER OUTGO - TRANSFERS OF INDIRECT COSTS			81,533.85	76,854.00	-5.7%
TOTAL, EXPENDITURES			2,825,840.01	2,743,921.00	-2.9%

Description	Resource Codes	Object Codes	2021-22 Unaudited Actuals	2022-23 Budget	Percent Difference
INTERFUND TRANSFERS					
INTERFUND TRANSFERS IN					
From: General Fund		8916	49,485.16	171,217.00	246.0%
Other Authorized Interfund Transfers In		8919	0.00	0.00	0.0%
(a) TOTAL, INTERFUND TRANSFERS IN			49,485.16	171,217.00	246.0%
INTERFUND TRANSFERS OUT					
Other Authorized Interfund Transfers Out		7619	0.00	0.00	0.0%
(b) TOTAL, INTERFUND TRANSFERS OUT			0.00	0.00	0.0%
OTHER SOURCES/USES					
SOURCES					
Other Sources					
Transfers from Funds of Lapsed/Reorganized LEAs		8965	0.00	0.00	0.0%
Long-Term Debt Proceeds					
Proceeds from Leases		8972	0.00	0.00	0.0%
All Other Financing Sources		8979	0.00	0.00	0.0%
(c) TOTAL, SOURCES			0.00	0.00	0.0%
USES					
Transfers of Funds from Lapsed/Reorganized LEAs		7651	0.00	0.00	0.0%
All Other Financing Uses		7699	0.00	0.00	0.0%
(d) TOTAL, USES			0.00	0.00	0.0%
CONTRIBUTIONS					
Contributions from Unrestricted Revenues		8980	0.00	0.00	0.0%
Contributions from Restricted Revenues		8990	0.00	0.00	0.0%
(e) TOTAL, CONTRIBUTIONS			0.00	0.00	0.0%
TOTAL, OTHER FINANCING SOURCES/USES (a - b + c - d + e)			49,485.16	171,217.00	246.0%

Description	Function Codes	Object Codes	2021-22 Unaudited Actuals	2022-23 Budget	Percent Difference
A. REVENUES					
1) LCFF Sources		8010-8099	0.00	0.00	0.0%
2) Federal Revenue		8100-8299	2,502,816.00	2,273,140.00	-9.2%
3) Other State Revenue		8300-8599	149,657.47	178,421.00	19.2%
4) Other Local Revenue		8600-8799	129,580.26	121,143.00	-6.5%
5) TOTAL, REVENUES			2,782,053.73	2,572,704.00	-7.5%
B. EXPENDITURES (Objects 1000-7999)					
1) Instruction	1000-1999		0.00	0.00	0.0%
2) Instruction - Related Services	2000-2999		0.00	0.00	0.0%
3) Pupil Services	3000-3999		2,744,306.16	2,667,067.00	-2.8%
4) Ancillary Services	4000-4999		0.00	0.00	0.0%
5) Community Services	5000-5999		0.00	0.00	0.0%
6) Enterprise	6000-6999		0.00	0.00	0.0%
7) General Administration	7000-7999		81,533.85	76,854.00	-5.7%
8) Plant Services	8000-8999		0.00	0.00	0.0%
9) Other Outgo	9000-9999	Except 7600-7699	0.00	0.00	0.0%
10) TOTAL, EXPENDITURES			2,825,840.01	2,743,921.00	-2.9%
C. EXCESS (DEFICIENCY) OF REVENUES OVER EXPENDITURES BEFORE OTHER FINANCING SOURCES AND USES (A5 - B10)			(43,786.28)	(171,217.00)	291.0%
D. OTHER FINANCING SOURCES/USES					
1) Interfund Transfers					
a) Transfers In		8900-8929	49,485.16	171,217.00	246.0%
b) Transfers Out		7600-7629	0.00	0.00	0.0%
2) Other Sources/Uses					
a) Sources		8930-8979	0.00	0.00	0.0%
b) Uses		7630-7699	0.00	0.00	0.0%
3) Contributions		8980-8999	0.00	0.00	0.0%
4) TOTAL, OTHER FINANCING SOURCES/USES			49,485.16	171,217.00	246.0%

Description	Function Codes	Object Codes	2021-22 Unaudited Actuals	2022-23 Budget	Percent Difference
E. NET INCREASE (DECREASE) IN FUND BALANCE (C + D4)			5,698.88	0.00	-100.0%
F. FUND BALANCE, RESERVES					
1) Beginning Fund Balance					
a) As of July 1 - Unaudited		9791	328,699.58	334,398.46	1.7%
b) Audit Adjustments		9793	0.00	0.00	0.0%
c) As of July 1 - Audited (F1a + F1b)			328,699.58	334,398.46	1.7%
d) Other Restatements		9795	0.00	0.00	0.0%
e) Adjusted Beginning Balance (F1c + F1d)			328,699.58	334,398.46	1.7%
2) Ending Balance, June 30 (E + F1e)			334,398.46	334,398.46	0.0%
Components of Ending Fund Balance					
a) Nonspendable					
Revolving Cash		9711	1,000.00	0.00	-100.0%
Stores		9712	48,971.31	0.00	-100.0%
Prepaid Items		9713	0.00	0.00	0.0%
All Others		9719	0.00	0.00	0.0%
b) Restricted		9740	284,427.15	334,398.46	17.6%
c) Committed					
Stabilization Arrangements		9750	0.00	0.00	0.0%
Other Commitments (by Resource/Object)		9760	0.00	0.00	0.0%
d) Assigned					
Other Assignments (by Resource/Object)		9780	0.00	0.00	0.0%
e) Unassigned/Unappropriated					
Reserve for Economic Uncertainties		9789	0.00	0.00	0.0%
Unassigned/Unappropriated Amount		9790	0.00	0.00	0.0%

Resource	Description	2021-22	2022-23
		Unaudited Actuals	Budget
5310	Child Nutrition: School Programs (e.g., School Lunch, School I	284,427.15	334,398.46
Total, Restricted Balance		284,427.15	334,398.46

Description	Resource Codes	Object Codes	2021-22 Unaudited Actuals	2022-23 Budget	Percent Difference
A. REVENUES					
1) LCFF Sources		8010-8099	0.00	0.00	0.0%
2) Federal Revenue		8100-8299	0.00	0.00	0.0%
3) Other State Revenue		8300-8599	0.00	0.00	0.0%
4) Other Local Revenue		8600-8799	0.00	0.00	0.0%
5) TOTAL, REVENUES			0.00	0.00	0.0%
B. EXPENDITURES					
1) Certificated Salaries		1000-1999	0.00	0.00	0.0%
2) Classified Salaries		2000-2999	0.00	0.00	0.0%
3) Employee Benefits		3000-3999	0.00	0.00	0.0%
4) Books and Supplies		4000-4999	0.00	0.00	0.0%
5) Services and Other Operating Expenditures		5000-5999	0.00	0.00	0.0%
6) Capital Outlay		6000-6999	0.00	0.00	0.0%
7) Other Outgo (excluding Transfers of Indirect Costs)		7100-7299, 7400-7499	0.00	0.00	0.0%
8) Other Outgo - Transfers of Indirect Costs		7300-7399	0.00	0.00	0.0%
9) TOTAL, EXPENDITURES			0.00	0.00	0.0%
C. EXCESS (DEFICIENCY) OF REVENUES OVER EXPENDITURES BEFORE OTHER FINANCING SOURCES AND USES (A5 - B9)			0.00	0.00	0.0%
D. OTHER FINANCING SOURCES/USES					
1) Interfund Transfers					
a) Transfers In		8900-8929	0.00	0.00	0.0%
b) Transfers Out		7600-7629	0.00	0.00	0.0%
2) Other Sources/Uses					
a) Sources		8930-8979	0.00	0.00	0.0%
b) Uses		7630-7699	0.00	0.00	0.0%
3) Contributions		8980-8999	0.00	0.00	0.0%
4) TOTAL, OTHER FINANCING SOURCES/USES			0.00	0.00	0.0%

Description	Resource Codes	Object Codes	2021-22 Unaudited Actuals	2022-23 Budget	Percent Difference
E. NET INCREASE (DECREASE) IN FUND BALANCE (C + D4)			0.00	0.00	0.0%
F. FUND BALANCE, RESERVES					
1) Beginning Fund Balance					
a) As of July 1 - Unaudited		9791	2,120.51	2,120.51	0.0%
b) Audit Adjustments		9793	0.00	0.00	0.0%
c) As of July 1 - Audited (F1a + F1b)			2,120.51	2,120.51	0.0%
d) Other Restatements		9795	0.00	0.00	0.0%
e) Adjusted Beginning Balance (F1c + F1d)			2,120.51	2,120.51	0.0%
2) Ending Balance, June 30 (E + F1e)			2,120.51	2,120.51	0.0%
Components of Ending Fund Balance					
a) Nonspendable					
Revolving Cash		9711	0.00	0.00	0.0%
Stores		9712	0.00	0.00	0.0%
Prepaid Items		9713	0.00	0.00	0.0%
All Others		9719	0.00	0.00	0.0%
b) Restricted		9740	0.00	0.00	0.0%
c) Committed					
Stabilization Arrangements		9750	0.00	0.00	0.0%
Other Commitments		9760	0.00	0.00	0.0%
d) Assigned					
Other Assignments		9780	2,120.51	2,120.51	0.0%
Deferred Maintenance	0000	9780	2,120.51		
Deferred Maintenance	0000	9780		2,120.51	
e) Unassigned/Unappropriated					
Reserve for Economic Uncertainties		9789	0.00	0.00	0.0%
Unassigned/Unappropriated Amount		9790	0.00	0.00	0.0%

Description	Resource Codes	Object Codes	2021-22 Unaudited Actuals	2022-23 Budget	Percent Difference
G. ASSETS					
1) Cash					
a) in County Treasury		9110	2,120.51		
1) Fair Value Adjustment to Cash in County Treasury		9111	0.00		
b) in Banks		9120	0.00		
c) in Revolving Cash Account		9130	0.00		
d) with Fiscal Agent/Trustee		9135	0.00		
e) Collections Awaiting Deposit		9140	0.00		
2) Investments		9150	0.00		
3) Accounts Receivable		9200	0.00		
4) Due from Grantor Government		9290	0.00		
5) Due from Other Funds		9310	0.00		
6) Stores		9320	0.00		
7) Prepaid Expenditures		9330	0.00		
8) Other Current Assets		9340	0.00		
9) TOTAL, ASSETS			2,120.51		
H. DEFERRED OUTFLOWS OF RESOURCES					
1) Deferred Outflows of Resources		9490	0.00		
2) TOTAL, DEFERRED OUTFLOWS			0.00		
I. LIABILITIES					
1) Accounts Payable		9500	0.00		
2) Due to Grantor Governments		9590	0.00		
3) Due to Other Funds		9610	0.00		
4) Current Loans		9640			
5) Unearned Revenue		9650	0.00		
6) TOTAL, LIABILITIES			0.00		
J. DEFERRED INFLOWS OF RESOURCES					
1) Deferred Inflows of Resources		9690	0.00		
2) TOTAL, DEFERRED INFLOWS			0.00		
K. FUND EQUITY					
Ending Fund Balance, June 30 (must agree with line F2) (G9 + H2) - (I6 + J2)			2,120.51		

Description	Resource Codes	Object Codes	2021-22 Unaudited Actuals	2022-23 Budget	Percent Difference
LCFF SOURCES					
LCFF Transfers					
LCFF Transfers - Current Year		8091	0.00	0.00	0.0%
LCFF/Revenue Limit Transfers - Prior Years		8099	0.00	0.00	0.0%
TOTAL, LCFF SOURCES			0.00	0.00	0.0%
OTHER STATE REVENUE					
All Other State Revenue		8590	0.00	0.00	0.0%
TOTAL, OTHER STATE REVENUE			0.00	0.00	0.0%
OTHER LOCAL REVENUE					
Other Local Revenue					
Community Redevelopment Funds Not Subject to LCFF Deduction		8625	0.00	0.00	0.0%
Sales					
Sale of Equipment/Supplies		8631	0.00	0.00	0.0%
Interest		8660	0.00	0.00	0.0%
Net Increase (Decrease) in the Fair Value of Investments		8662	0.00	0.00	0.0%
Other Local Revenue					
All Other Local Revenue		8699	0.00	0.00	0.0%
All Other Transfers In from All Others		8799	0.00	0.00	0.0%
TOTAL, OTHER LOCAL REVENUE			0.00	0.00	0.0%
TOTAL, REVENUES			0.00	0.00	0.0%

Description	Resource Codes	Object Codes	2021-22 Unaudited Actuals	2022-23 Budget	Percent Difference
CLASSIFIED SALARIES					
Classified Support Salaries		2200	0.00	0.00	0.0%
Other Classified Salaries		2900	0.00	0.00	0.0%
TOTAL, CLASSIFIED SALARIES			0.00	0.00	0.0%
EMPLOYEE BENEFITS					
STRS		3101-3102	0.00	0.00	0.0%
PERS		3201-3202	0.00	0.00	0.0%
OASDI/Medicare/Alternative		3301-3302	0.00	0.00	0.0%
Health and Welfare Benefits		3401-3402	0.00	0.00	0.0%
Unemployment Insurance		3501-3502	0.00	0.00	0.0%
Workers' Compensation		3601-3602	0.00	0.00	0.0%
OPEB, Allocated		3701-3702	0.00	0.00	0.0%
OPEB, Active Employees		3751-3752	0.00	0.00	0.0%
Other Employee Benefits		3901-3902	0.00	0.00	0.0%
TOTAL, EMPLOYEE BENEFITS			0.00	0.00	0.0%
BOOKS AND SUPPLIES					
Books and Other Reference Materials		4200	0.00	0.00	0.0%
Materials and Supplies		4300	0.00	0.00	0.0%
Noncapitalized Equipment		4400	0.00	0.00	0.0%
TOTAL, BOOKS AND SUPPLIES			0.00	0.00	0.0%

Description	Resource Codes	Object Codes	2021-22 Unaudited Actuals	2022-23 Budget	Percent Difference
SERVICES AND OTHER OPERATING EXPENDITURES					
Subagreements for Services		5100	0.00	0.00	0.0%
Travel and Conferences		5200	0.00	0.00	0.0%
Rentals, Leases, Repairs, and Noncapitalized Improvements		5600	0.00	0.00	0.0%
Transfers of Direct Costs		5710	0.00	0.00	0.0%
Transfers of Direct Costs - Interfund		5750	0.00	0.00	0.0%
Professional/Consulting Services and Operating Expenditures		5800	0.00	0.00	0.0%
TOTAL, SERVICES AND OTHER OPERATING EXPENDITURES			0.00	0.00	0.0%
CAPITAL OUTLAY					
Land Improvements		6170	0.00	0.00	0.0%
Buildings and Improvements of Buildings		6200	0.00	0.00	0.0%
Equipment		6400	0.00	0.00	0.0%
Equipment Replacement		6500	0.00	0.00	0.0%
Lease Assets		6600	0.00	0.00	0.0%
TOTAL, CAPITAL OUTLAY			0.00	0.00	0.0%
OTHER OUTGO (excluding Transfers of Indirect Costs)					
Debt Service					
Debt Service - Interest		7438	0.00	0.00	0.0%
Other Debt Service - Principal		7439	0.00	0.00	0.0%
TOTAL, OTHER OUTGO (excluding Transfers of Indirect Costs)			0.00	0.00	0.0%
TOTAL, EXPENDITURES			0.00	0.00	0.0%

Description	Resource Codes	Object Codes	2021-22 Unaudited Actuals	2022-23 Budget	Percent Difference
INTERFUND TRANSFERS					
INTERFUND TRANSFERS IN					
Other Authorized Interfund Transfers In		8919	0.00	0.00	0.0%
(a) TOTAL, INTERFUND TRANSFERS IN			0.00	0.00	0.0%
INTERFUND TRANSFERS OUT					
Other Authorized Interfund Transfers Out		7619	0.00	0.00	0.0%
(b) TOTAL, INTERFUND TRANSFERS OUT			0.00	0.00	0.0%
OTHER SOURCES/USES					
SOURCES					
Other Sources					
Transfers from Funds of Lapsed/Reorganized LEAs		8965	0.00	0.00	0.0%
Long-Term Debt Proceeds					
Proceeds from Leases		8972	0.00	0.00	0.0%
All Other Financing Sources		8979	0.00	0.00	0.0%
(c) TOTAL, SOURCES			0.00	0.00	0.0%
USES					
Transfers of Funds from Lapsed/Reorganized LEAs		7651	0.00	0.00	0.0%
All Other Financing Uses		7699	0.00	0.00	0.0%
(d) TOTAL, USES			0.00	0.00	0.0%
CONTRIBUTIONS					
Contributions from Unrestricted Revenues		8980	0.00	0.00	0.0%
Contributions from Restricted Revenues		8990	0.00	0.00	0.0%
(e) TOTAL, CONTRIBUTIONS			0.00	0.00	0.0%
TOTAL, OTHER FINANCING SOURCES/USES (a - b + c - d + e)			0.00	0.00	0.0%

Description	Function Codes	Object Codes	2021-22 Unaudited Actuals	2022-23 Budget	Percent Difference
A. REVENUES					
1) LCFF Sources		8010-8099	0.00	0.00	0.0%
2) Federal Revenue		8100-8299	0.00	0.00	0.0%
3) Other State Revenue		8300-8599	0.00	0.00	0.0%
4) Other Local Revenue		8600-8799	0.00	0.00	0.0%
5) TOTAL, REVENUES			0.00	0.00	0.0%
B. EXPENDITURES (Objects 1000-7999)					
1) Instruction	1000-1999		0.00	0.00	0.0%
2) Instruction - Related Services	2000-2999		0.00	0.00	0.0%
3) Pupil Services	3000-3999		0.00	0.00	0.0%
4) Ancillary Services	4000-4999		0.00	0.00	0.0%
5) Community Services	5000-5999		0.00	0.00	0.0%
6) Enterprise	6000-6999		0.00	0.00	0.0%
7) General Administration	7000-7999		0.00	0.00	0.0%
8) Plant Services	8000-8999		0.00	0.00	0.0%
9) Other Outgo	9000-9999	Except 7600-7699	0.00	0.00	0.0%
10) TOTAL, EXPENDITURES			0.00	0.00	0.0%
C. EXCESS (DEFICIENCY) OF REVENUES OVER EXPENDITURES BEFORE OTHER FINANCING SOURCES AND USES (A5 - B10)			0.00	0.00	0.0%
D. OTHER FINANCING SOURCES/USES					
1) Interfund Transfers					
a) Transfers In		8900-8929	0.00	0.00	0.0%
b) Transfers Out		7600-7629	0.00	0.00	0.0%
2) Other Sources/Uses					
a) Sources		8930-8979	0.00	0.00	0.0%
b) Uses		7630-7699	0.00	0.00	0.0%
3) Contributions		8980-8999	0.00	0.00	0.0%
4) TOTAL, OTHER FINANCING SOURCES/USES			0.00	0.00	0.0%

Description	Function Codes	Object Codes	2021-22 Unaudited Actuals	2022-23 Budget	Percent Difference
E. NET INCREASE (DECREASE) IN FUND BALANCE (C + D4)			0.00	0.00	0.0%
F. FUND BALANCE, RESERVES					
1) Beginning Fund Balance					
a) As of July 1 - Unaudited		9791	2,120.51	2,120.51	0.0%
b) Audit Adjustments		9793	0.00	0.00	0.0%
c) As of July 1 - Audited (F1a + F1b)			2,120.51	2,120.51	0.0%
d) Other Restatements		9795	0.00	0.00	0.0%
e) Adjusted Beginning Balance (F1c + F1d)			2,120.51	2,120.51	0.0%
2) Ending Balance, June 30 (E + F1e)			2,120.51	2,120.51	0.0%
Components of Ending Fund Balance					
a) Nonspendable					
Revolving Cash		9711	0.00	0.00	0.0%
Stores		9712	0.00	0.00	0.0%
Prepaid Items		9713	0.00	0.00	0.0%
All Others		9719	0.00	0.00	0.0%
b) Restricted		9740	0.00	0.00	0.0%
c) Committed					
Stabilization Arrangements		9750	0.00	0.00	0.0%
Other Commitments (by Resource/Object)		9760	0.00	0.00	0.0%
d) Assigned					
Other Assignments (by Resource/Object)		9780	2,120.51	2,120.51	0.0%
Deferred Maintenance	0000	9780	2,120.51		
Deferred Maintenance	0000	9780		2,120.51	
e) Unassigned/Unappropriated					
Reserve for Economic Uncertainties		9789	0.00	0.00	0.0%
Unassigned/Unappropriated Amount		9790	0.00	0.00	0.0%

Resource	Description	2021-22	2022-23
		Unaudited Actuals	Budget
Total, Restricted Balance		0.00	0.00

Description	Resource Codes	Object Codes	2021-22 Unaudited Actuals	2022-23 Budget	Percent Difference
A. REVENUES					
1) LCFF Sources		8010-8099	0.00	0.00	0.0%
2) Federal Revenue		8100-8299	0.00	0.00	0.0%
3) Other State Revenue		8300-8599	0.00	0.00	0.0%
4) Other Local Revenue		8600-8799	13,380.87	0.00	-100.0%
5) TOTAL, REVENUES			13,380.87	0.00	-100.0%
B. EXPENDITURES					
1) Certificated Salaries		1000-1999	0.00	0.00	0.0%
2) Classified Salaries		2000-2999	0.00	0.00	0.0%
3) Employee Benefits		3000-3999	0.00	0.00	0.0%
4) Books and Supplies		4000-4999	0.00	0.00	0.0%
5) Services and Other Operating Expenditures		5000-5999	0.00	0.00	0.0%
6) Capital Outlay		6000-6999	0.00	0.00	0.0%
7) Other Outgo (excluding Transfers of Indirect Costs)		7100-7299, 7400-7499	0.00	0.00	0.0%
8) Other Outgo - Transfers of Indirect Costs		7300-7399	0.00	0.00	0.0%
9) TOTAL, EXPENDITURES			0.00	0.00	0.0%
C. EXCESS (DEFICIENCY) OF REVENUES OVER EXPENDITURES BEFORE OTHER FINANCING SOURCES AND USES (A5 - B9)			13,380.87	0.00	-100.0%
D. OTHER FINANCING SOURCES/USES					
1) Interfund Transfers					
a) Transfers In		8900-8929	0.00	0.00	0.0%
b) Transfers Out		7600-7629	0.00	0.00	0.0%
2) Other Sources/Uses					
a) Sources		8930-8979	0.00	0.00	0.0%
b) Uses		7630-7699	0.00	0.00	0.0%
3) Contributions		8980-8999	0.00	0.00	0.0%
4) TOTAL, OTHER FINANCING SOURCES/USES			0.00	0.00	0.0%

Description	Resource Codes	Object Codes	2021-22 Unaudited Actuals	2022-23 Budget	Percent Difference
E. NET INCREASE (DECREASE) IN FUND BALANCE (C + D4)			13,380.87	0.00	-100.0%
F. FUND BALANCE, RESERVES					
1) Beginning Fund Balance					
a) As of July 1 - Unaudited		9791	1,611,329.23	1,624,710.10	0.8%
b) Audit Adjustments		9793	0.00	0.00	0.0%
c) As of July 1 - Audited (F1a + F1b)			1,611,329.23	1,624,710.10	0.8%
d) Other Restatements		9795	0.00	0.00	0.0%
e) Adjusted Beginning Balance (F1c + F1d)			1,611,329.23	1,624,710.10	0.8%
2) Ending Balance, June 30 (E + F1e)			1,624,710.10	1,624,710.10	0.0%
Components of Ending Fund Balance					
a) Nonspendable					
Revolving Cash		9711	0.00	0.00	0.0%
Stores		9712	0.00	0.00	0.0%
Prepaid Items		9713	0.00	0.00	0.0%
All Others		9719	0.00	0.00	0.0%
b) Restricted		9740	0.00	0.00	0.0%
c) Committed					
Stabilization Arrangements		9750	0.00	0.00	0.0%
Other Commitments		9760	0.00	0.00	0.0%
d) Assigned					
Other Assignments		9780	0.00	0.00	0.0%
e) Unassigned/Unappropriated					
Reserve for Economic Uncertainties		9789	1,624,710.10	1,624,710.10	0.0%
Unassigned/Unappropriated Amount		9790	0.00	0.00	0.0%

Description	Resource Codes	Object Codes	2021-22 Unaudited Actuals	2022-23 Budget	Percent Difference
G. ASSETS					
1) Cash					
a) in County Treasury		9110	1,597,717.35		
1) Fair Value Adjustment to Cash in County Treasury		9111	0.00		
b) in Banks		9120	0.00		
c) in Revolving Cash Account		9130	0.00		
d) with Fiscal Agent/Trustee		9135	0.00		
e) Collections Awaiting Deposit		9140	0.00		
2) Investments		9150	0.00		
3) Accounts Receivable		9200	26,992.75		
4) Due from Grantor Government		9290	0.00		
5) Due from Other Funds		9310	0.00		
6) Stores		9320	0.00		
7) Prepaid Expenditures		9330	0.00		
8) Other Current Assets		9340	0.00		
9) TOTAL, ASSETS			1,624,710.10		
H. DEFERRED OUTFLOWS OF RESOURCES					
1) Deferred Outflows of Resources		9490	0.00		
2) TOTAL, DEFERRED OUTFLOWS			0.00		
I. LIABILITIES					
1) Accounts Payable		9500	0.00		
2) Due to Grantor Governments		9590	0.00		
3) Due to Other Funds		9610	0.00		
4) Current Loans		9640			
5) Unearned Revenue		9650	0.00		
6) TOTAL, LIABILITIES			0.00		
J. DEFERRED INFLOWS OF RESOURCES					
1) Deferred Inflows of Resources		9690	0.00		
2) TOTAL, DEFERRED INFLOWS			0.00		
K. FUND EQUITY					
Ending Fund Balance, June 30 (must agree with line F2) (G9 + H2) - (I6 + J2)			1,624,710.10		

Description	Resource Codes	Object Codes	2021-22 Unaudited Actuals	2022-23 Budget	Percent Difference
OTHER LOCAL REVENUE					
Other Local Revenue					
Sales					
Sale of Equipment/Supplies		8631	0.00	0.00	0.0%
Interest		8660	13,380.87	0.00	-100.0%
Net Increase (Decrease) in the Fair Value of Investments		8662	0.00	0.00	0.0%
TOTAL, OTHER LOCAL REVENUE			13,380.87	0.00	-100.0%
TOTAL, REVENUES			13,380.87	0.00	-100.0%

Description	Resource Codes	Object Codes	2021-22 Unaudited Actuals	2022-23 Budget	Percent Difference
INTERFUND TRANSFERS					
INTERFUND TRANSFERS IN					
From: General Fund/CSSF		8912	0.00	0.00	0.0%
Other Authorized Interfund Transfers In		8919	0.00	0.00	0.0%
(a) TOTAL, INTERFUND TRANSFERS IN			0.00	0.00	0.0%
INTERFUND TRANSFERS OUT					
To: General Fund/CSSF		7612	0.00	0.00	0.0%
To: State School Building Fund/ County School Facilities Fund		7613	0.00	0.00	0.0%
Other Authorized Interfund Transfers Out		7619	0.00	0.00	0.0%
(b) TOTAL, INTERFUND TRANSFERS OUT			0.00	0.00	0.0%
OTHER SOURCES/USES					
SOURCES					
Other Sources					
Transfers from Funds of Lapsed/Reorganized LEAs		8965	0.00	0.00	0.0%
(c) TOTAL, SOURCES			0.00	0.00	0.0%
USES					
Transfers of Funds from Lapsed/Reorganized LEAs		7651	0.00	0.00	0.0%
(d) TOTAL, USES			0.00	0.00	0.0%
CONTRIBUTIONS					
Contributions from Restricted Revenues		8990	0.00	0.00	0.0%
(e) TOTAL, CONTRIBUTIONS			0.00	0.00	0.0%
TOTAL, OTHER FINANCING SOURCES/USES (a - b + c - d + e)			0.00	0.00	0.0%

Description	Function Codes	Object Codes	2021-22 Unaudited Actuals	2022-23 Budget	Percent Difference
A. REVENUES					
1) LCFF Sources		8010-8099	0.00	0.00	0.0%
2) Federal Revenue		8100-8299	0.00	0.00	0.0%
3) Other State Revenue		8300-8599	0.00	0.00	0.0%
4) Other Local Revenue		8600-8799	13,380.87	0.00	-100.0%
5) TOTAL, REVENUES			13,380.87	0.00	-100.0%
B. EXPENDITURES (Objects 1000-7999)					
1) Instruction	1000-1999		0.00	0.00	0.0%
2) Instruction - Related Services	2000-2999		0.00	0.00	0.0%
3) Pupil Services	3000-3999		0.00	0.00	0.0%
4) Ancillary Services	4000-4999		0.00	0.00	0.0%
5) Community Services	5000-5999		0.00	0.00	0.0%
6) Enterprise	6000-6999		0.00	0.00	0.0%
7) General Administration	7000-7999		0.00	0.00	0.0%
8) Plant Services	8000-8999		0.00	0.00	0.0%
9) Other Outgo	9000-9999	Except 7600-7699	0.00	0.00	0.0%
10) TOTAL, EXPENDITURES			0.00	0.00	0.0%
C. EXCESS (DEFICIENCY) OF REVENUES OVER EXPENDITURES BEFORE OTHER FINANCING SOURCES AND USES (A5 - B10)			13,380.87	0.00	-100.0%
D. OTHER FINANCING SOURCES/USES					
1) Interfund Transfers					
a) Transfers In		8900-8929	0.00	0.00	0.0%
b) Transfers Out		7600-7629	0.00	0.00	0.0%
2) Other Sources/Uses					
a) Sources		8930-8979	0.00	0.00	0.0%
b) Uses		7630-7699	0.00	0.00	0.0%
3) Contributions		8980-8999	0.00	0.00	0.0%
4) TOTAL, OTHER FINANCING SOURCES/USES			0.00	0.00	0.0%

Description	Function Codes	Object Codes	2021-22 Unaudited Actuals	2022-23 Budget	Percent Difference
E. NET INCREASE (DECREASE) IN FUND BALANCE (C + D4)			13,380.87	0.00	-100.0%
F. FUND BALANCE, RESERVES					
1) Beginning Fund Balance					
a) As of July 1 - Unaudited		9791	1,611,329.23	1,624,710.10	0.8%
b) Audit Adjustments		9793	0.00	0.00	0.0%
c) As of July 1 - Audited (F1a + F1b)			1,611,329.23	1,624,710.10	0.8%
d) Other Restatements		9795	0.00	0.00	0.0%
e) Adjusted Beginning Balance (F1c + F1d)			1,611,329.23	1,624,710.10	0.8%
2) Ending Balance, June 30 (E + F1e)			1,624,710.10	1,624,710.10	0.0%
Components of Ending Fund Balance					
a) Nonspendable					
Revolving Cash		9711	0.00	0.00	0.0%
Stores		9712	0.00	0.00	0.0%
Prepaid Items		9713	0.00	0.00	0.0%
All Others		9719	0.00	0.00	0.0%
b) Restricted		9740	0.00	0.00	0.0%
c) Committed					
Stabilization Arrangements		9750	0.00	0.00	0.0%
Other Commitments (by Resource/Object)		9760	0.00	0.00	0.0%
d) Assigned					
Other Assignments (by Resource/Object)		9780	0.00	0.00	0.0%
e) Unassigned/Unappropriated					
Reserve for Economic Uncertainties		9789	1,624,710.10	1,624,710.10	0.0%
Unassigned/Unappropriated Amount		9790	0.00	0.00	0.0%

Resource	Description	2021-22	2022-23
		Unaudited Actuals	Budget
Total, Restricted Balance		0.00	0.00

Description	Resource Codes	Object Codes	2021-22 Unaudited Actuals	2022-23 Budget	Percent Difference
A. REVENUES					
1) LCFF Sources		8010-8099	0.00	0.00	0.0%
2) Federal Revenue		8100-8299	0.00	0.00	0.0%
3) Other State Revenue		8300-8599	0.00	0.00	0.0%
4) Other Local Revenue		8600-8799	1,104.37	0.00	-100.0%
5) TOTAL, REVENUES			1,104.37	0.00	-100.0%
B. EXPENDITURES					
1) Certificated Salaries		1000-1999	0.00	0.00	0.0%
2) Classified Salaries		2000-2999	0.00	0.00	0.0%
3) Employee Benefits		3000-3999	0.00	0.00	0.0%
4) Books and Supplies		4000-4999	0.00	0.00	0.0%
5) Services and Other Operating Expenditures		5000-5999	0.00	0.00	0.0%
6) Capital Outlay		6000-6999	0.00	0.00	0.0%
7) Other Outgo (excluding Transfers of Indirect Costs)		7100-7299, 7400-7499	0.00	0.00	0.0%
8) Other Outgo - Transfers of Indirect Costs		7300-7399	0.00	0.00	0.0%
9) TOTAL, EXPENDITURES			0.00	0.00	0.0%
C. EXCESS (DEFICIENCY) OF REVENUES OVER EXPENDITURES BEFORE OTHER FINANCING SOURCES AND USES (A5 - B9)			1,104.37	0.00	-100.0%
D. OTHER FINANCING SOURCES/USES					
1) Interfund Transfers					
a) Transfers In		8900-8929	0.00	0.00	0.0%
b) Transfers Out		7600-7629	0.00	0.00	0.0%
2) Other Sources/Uses					
a) Sources		8930-8979	0.00	0.00	0.0%
b) Uses		7630-7699	0.00	0.00	0.0%
3) Contributions		8980-8999	0.00	0.00	0.0%
4) TOTAL, OTHER FINANCING SOURCES/USES			0.00	0.00	0.0%

Description	Resource Codes	Object Codes	2021-22 Unaudited Actuals	2022-23 Budget	Percent Difference
E. NET INCREASE (DECREASE) IN FUND BALANCE (C + D4)			1,104.37	0.00	-100.0%
F. FUND BALANCE, RESERVES					
1) Beginning Fund Balance					
a) As of July 1 - Unaudited		9791	132,988.22	134,092.59	0.8%
b) Audit Adjustments		9793	0.00	0.00	0.0%
c) As of July 1 - Audited (F1a + F1b)			132,988.22	134,092.59	0.8%
d) Other Restatements		9795	0.00	0.00	0.0%
e) Adjusted Beginning Balance (F1c + F1d)			132,988.22	134,092.59	0.8%
2) Ending Balance, June 30 (E + F1e)			134,092.59	134,092.59	0.0%
Components of Ending Fund Balance					
a) Nonspendable					
Revolving Cash		9711	0.00	0.00	0.0%
Stores		9712	0.00	0.00	0.0%
Prepaid Items		9713	0.00	0.00	0.0%
All Others		9719	0.00	0.00	0.0%
b) Restricted		9740	0.00	0.00	0.0%
c) Committed					
Stabilization Arrangements		9750	0.00	0.00	0.0%
Other Commitments		9760	0.00	0.00	0.0%
d) Assigned					
Other Assignments		9780	134,092.59	134,092.59	0.0%
Retiree Benefit	0000	9780	134,092.59		
Retiree Benefit	0000	9780		134,092.59	
e) Unassigned/Unappropriated					
Reserve for Economic Uncertainties		9789	0.00	0.00	0.0%
Unassigned/Unappropriated Amount		9790	0.00	0.00	0.0%

Description	Resource Codes	Object Codes	2021-22 Unaudited Actuals	2022-23 Budget	Percent Difference
G. ASSETS					
1) Cash					
a) in County Treasury		9110	131,864.79		
1) Fair Value Adjustment to Cash in County Treasury		9111	0.00		
b) in Banks		9120	0.00		
c) in Revolving Cash Account		9130	0.00		
d) with Fiscal Agent/Trustee		9135	0.00		
e) Collections Awaiting Deposit		9140	0.00		
2) Investments		9150	0.00		
3) Accounts Receivable		9200	2,227.80		
4) Due from Grantor Government		9290	0.00		
5) Due from Other Funds		9310	0.00		
6) Stores		9320	0.00		
7) Prepaid Expenditures		9330	0.00		
8) Other Current Assets		9340	0.00		
9) TOTAL, ASSETS			134,092.59		
H. DEFERRED OUTFLOWS OF RESOURCES					
1) Deferred Outflows of Resources		9490	0.00		
2) TOTAL, DEFERRED OUTFLOWS			0.00		
I. LIABILITIES					
1) Accounts Payable		9500	0.00		
2) Due to Grantor Governments		9590	0.00		
3) Due to Other Funds		9610	0.00		
4) Current Loans		9640			
5) Unearned Revenue		9650	0.00		
6) TOTAL, LIABILITIES			0.00		
J. DEFERRED INFLOWS OF RESOURCES					
1) Deferred Inflows of Resources		9690	0.00		
2) TOTAL, DEFERRED INFLOWS			0.00		
K. FUND EQUITY					
Ending Fund Balance, June 30 (must agree with line F2) (G9 + H2) - (I6 + J2)			134,092.59		

			2021-22	2022-23	Percent
Description	Resource Codes	Object Codes	Unaudited Actuals	Budget	Difference
OTHER LOCAL REVENUE					
Other Local Revenue					
Interest		8660	1,104.37	0.00	-100.0%
Net Increase (Decrease) in the Fair Value of Investments		8662	0.00	0.00	0.0%
TOTAL, OTHER LOCAL REVENUE			1,104.37	0.00	-100.0%
TOTAL, REVENUES			1,104.37	0.00	-100.0%

Description	Resource Codes	Object Codes	2021-22 Unaudited Actuals	2022-23 Budget	Percent Difference
INTERFUND TRANSFERS					
INTERFUND TRANSFERS IN					
From: General Fund/CSSF		8912	0.00	0.00	0.0%
Other Authorized Interfund Transfers In		8919	0.00	0.00	0.0%
(a) TOTAL, INTERFUND TRANSFERS IN			0.00	0.00	0.0%
INTERFUND TRANSFERS OUT					
To: General Fund/CSSF		7612	0.00	0.00	0.0%
To: State School Building Fund/ County School Facilities Fund		7613	0.00	0.00	0.0%
Other Authorized Interfund Transfers Out		7619	0.00	0.00	0.0%
(b) TOTAL, INTERFUND TRANSFERS OUT			0.00	0.00	0.0%
OTHER SOURCES/USES					
SOURCES					
Other Sources					
Transfers from Funds of Lapsed/Reorganized LEAs		8965	0.00	0.00	0.0%
(c) TOTAL, SOURCES			0.00	0.00	0.0%
USES					
Transfers of Funds from Lapsed/Reorganized LEAs		7651	0.00	0.00	0.0%
(d) TOTAL, USES			0.00	0.00	0.0%
CONTRIBUTIONS					
Contributions from Restricted Revenues		8990	0.00	0.00	0.0%
(e) TOTAL, CONTRIBUTIONS			0.00	0.00	0.0%
TOTAL, OTHER FINANCING SOURCES/USES (a - b + c - d + e)			0.00	0.00	0.0%

Description	Function Codes	Object Codes	2021-22 Unaudited Actuals	2022-23 Budget	Percent Difference
A. REVENUES					
1) LCFF Sources		8010-8099	0.00	0.00	0.0%
2) Federal Revenue		8100-8299	0.00	0.00	0.0%
3) Other State Revenue		8300-8599	0.00	0.00	0.0%
4) Other Local Revenue		8600-8799	1,104.37	0.00	-100.0%
5) TOTAL, REVENUES			1,104.37	0.00	-100.0%
B. EXPENDITURES (Objects 1000-7999)					
1) Instruction	1000-1999		0.00	0.00	0.0%
2) Instruction - Related Services	2000-2999		0.00	0.00	0.0%
3) Pupil Services	3000-3999		0.00	0.00	0.0%
4) Ancillary Services	4000-4999		0.00	0.00	0.0%
5) Community Services	5000-5999		0.00	0.00	0.0%
6) Enterprise	6000-6999		0.00	0.00	0.0%
7) General Administration	7000-7999		0.00	0.00	0.0%
8) Plant Services	8000-8999		0.00	0.00	0.0%
9) Other Outgo	9000-9999	Except 7600-7699	0.00	0.00	0.0%
10) TOTAL, EXPENDITURES			0.00	0.00	0.0%
C. EXCESS (DEFICIENCY) OF REVENUES OVER EXPENDITURES BEFORE OTHER FINANCING SOURCES AND USES (A5 - B10)			1,104.37	0.00	-100.0%
D. OTHER FINANCING SOURCES/USES					
1) Interfund Transfers					
a) Transfers In		8900-8929	0.00	0.00	0.0%
b) Transfers Out		7600-7629	0.00	0.00	0.0%
2) Other Sources/Uses					
a) Sources		8930-8979	0.00	0.00	0.0%
b) Uses		7630-7699	0.00	0.00	0.0%
3) Contributions		8980-8999	0.00	0.00	0.0%
4) TOTAL, OTHER FINANCING SOURCES/USES			0.00	0.00	0.0%

Description	Function Codes	Object Codes	2021-22 Unaudited Actuals	2022-23 Budget	Percent Difference
E. NET INCREASE (DECREASE) IN FUND BALANCE (C + D4)			1,104.37	0.00	-100.0%
F. FUND BALANCE, RESERVES					
1) Beginning Fund Balance					
a) As of July 1 - Unaudited		9791	132,988.22	134,092.59	0.8%
b) Audit Adjustments		9793	0.00	0.00	0.0%
c) As of July 1 - Audited (F1a + F1b)			132,988.22	134,092.59	0.8%
d) Other Restatements		9795	0.00	0.00	0.0%
e) Adjusted Beginning Balance (F1c + F1d)			132,988.22	134,092.59	0.8%
2) Ending Balance, June 30 (E + F1e)			134,092.59	134,092.59	0.0%
Components of Ending Fund Balance					
a) Nonspendable					
Revolving Cash		9711	0.00	0.00	0.0%
Stores		9712	0.00	0.00	0.0%
Prepaid Items		9713	0.00	0.00	0.0%
All Others		9719	0.00	0.00	0.0%
b) Restricted		9740	0.00	0.00	0.0%
c) Committed					
Stabilization Arrangements		9750	0.00	0.00	0.0%
Other Commitments (by Resource/Object)		9760	0.00	0.00	0.0%
d) Assigned					
Other Assignments (by Resource/Object)		9780	134,092.59	134,092.59	0.0%
Retiree Benefit	0000	9780	134,092.59		
Retiree Benefit	0000	9780		134,092.59	
e) Unassigned/Unappropriated					
Reserve for Economic Uncertainties		9789	0.00	0.00	0.0%
Unassigned/Unappropriated Amount		9790	0.00	0.00	0.0%

Resource	Description	2021-22	2022-23
		Unaudited Actuals	Budget
Total, Restricted Balance		0.00	0.00

Description	Resource Codes	Object Codes	2021-22 Unaudited Actuals	2022-23 Budget	Percent Difference
A. REVENUES					
1) LCFF Sources		8010-8099	0.00	0.00	0.0%
2) Federal Revenue		8100-8299	0.00	0.00	0.0%
3) Other State Revenue		8300-8599	0.00	0.00	0.0%
4) Other Local Revenue		8600-8799	266,498.10	180,000.00	-32.5%
5) TOTAL, REVENUES			266,498.10	180,000.00	-32.5%
B. EXPENDITURES					
1) Certificated Salaries		1000-1999	0.00	0.00	0.0%
2) Classified Salaries		2000-2999	13,154.82	0.00	-100.0%
3) Employee Benefits		3000-3999	3,518.01	0.00	-100.0%
4) Books and Supplies		4000-4999	80,125.54	78,795.00	-1.7%
5) Services and Other Operating Expenditures		5000-5999	17,336.61	18,338.00	5.8%
6) Capital Outlay		6000-6999	13,978,440.56	20,101,311.00	43.8%
7) Other Outgo (excluding Transfers of Indirect Costs)		7100-7299, 7400-7499	0.00	0.00	0.0%
8) Other Outgo - Transfers of Indirect Costs		7300-7399	0.00	0.00	0.0%
9) TOTAL, EXPENDITURES			14,092,575.54	20,198,444.00	43.3%
C. EXCESS (DEFICIENCY) OF REVENUES OVER EXPENDITURES BEFORE OTHER FINANCING SOURCES AND USES (A5 - B9)			(13,826,077.44)	(20,018,444.00)	44.8%
D. OTHER FINANCING SOURCES/USES					
1) Interfund Transfers					
a) Transfers In		8900-8929	3,033,778.49	0.00	-100.0%
b) Transfers Out		7600-7629	0.00	0.00	0.0%
2) Other Sources/Uses					
a) Sources		8930-8979	17,790,000.00	0.00	-100.0%
b) Uses		7630-7699	0.00	0.00	0.0%
3) Contributions		8980-8999	0.00	0.00	0.0%
4) TOTAL, OTHER FINANCING SOURCES/USES			20,823,778.49	0.00	-100.0%

Description	Resource Codes	Object Codes	2021-22 Unaudited Actuals	2022-23 Budget	Percent Difference
E. NET INCREASE (DECREASE) IN FUND BALANCE (C + D4)			6,997,701.05	(20,018,444.00)	-386.1%
F. FUND BALANCE, RESERVES					
1) Beginning Fund Balance					
a) As of July 1 - Unaudited		9791	29,905,700.83	36,903,401.88	23.4%
b) Audit Adjustments		9793	0.00	0.00	0.0%
c) As of July 1 - Audited (F1a + F1b)			29,905,700.83	36,903,401.88	23.4%
d) Other Restatements		9795	0.00	0.00	0.0%
e) Adjusted Beginning Balance (F1c + F1d)			29,905,700.83	36,903,401.88	23.4%
2) Ending Balance, June 30 (E + F1e)			36,903,401.88	16,884,957.88	-54.2%
Components of Ending Fund Balance					
a) Nonspendable					
Revolving Cash		9711	0.00	0.00	0.0%
Stores		9712	0.00	0.00	0.0%
Prepaid Items		9713	0.00	0.00	0.0%
All Others		9719	0.00	0.00	0.0%
b) Restricted		9740	0.00	0.00	0.0%
c) Committed					
Stabilization Arrangements		9750	0.00	0.00	0.0%
Other Commitments		9760	0.00	0.00	0.0%
d) Assigned					
Other Assignments		9780	36,903,401.88	16,884,957.88	-54.2%
Building Fund	0000	9780	36,903,401.88		
Building Fund	0000	9780		16,884,957.88	
e) Unassigned/Unappropriated					
Reserve for Economic Uncertainties		9789	0.00	0.00	0.0%
Unassigned/Unappropriated Amount		9790	0.00	0.00	0.0%

Description	Resource Codes	Object Codes	2021-22 Unaudited Actuals	2022-23 Budget	Percent Difference
G. ASSETS					
1) Cash					
a) in County Treasury		9110	37,054,136.16		
1) Fair Value Adjustment to Cash in County Treasury		9111	0.00		
b) in Banks		9120	0.00		
c) in Revolving Cash Account		9130	0.00		
d) with Fiscal Agent/Trustee		9135	0.00		
e) Collections Awaiting Deposit		9140	0.00		
2) Investments		9150	0.00		
3) Accounts Receivable		9200	531,205.15		
4) Due from Grantor Government		9290	0.00		
5) Due from Other Funds		9310	0.00		
6) Stores		9320	0.00		
7) Prepaid Expenditures		9330	0.00		
8) Other Current Assets		9340	0.00		
9) Lease Receivable		9380	0.00		
10) TOTAL, ASSETS			37,585,341.31		
H. DEFERRED OUTFLOWS OF RESOURCES					
1) Deferred Outflows of Resources		9490	0.00		
2) TOTAL, DEFERRED OUTFLOWS			0.00		
I. LIABILITIES					
1) Accounts Payable		9500	681,939.43		
2) Due to Grantor Governments		9590	0.00		
3) Due to Other Funds		9610	0.00		
4) Current Loans		9640	0.00		
5) Unearned Revenue		9650	0.00		
6) TOTAL, LIABILITIES			681,939.43		
J. DEFERRED INFLOWS OF RESOURCES					
1) Deferred Inflows of Resources		9690	0.00		
2) TOTAL, DEFERRED INFLOWS			0.00		
K. FUND EQUITY					
Ending Fund Balance, June 30					
(must agree with line F2) (G9 + H2) - (I6 + J2)			36,903,401.88		

Description	Resource Codes	Object Codes	2021-22 Unaudited Actuals	2022-23 Budget	Percent Difference
FEDERAL REVENUE					
FEMA		8281	0.00	0.00	0.0%
All Other Federal Revenue		8290	0.00	0.00	0.0%
TOTAL, FEDERAL REVENUE			0.00	0.00	0.0%
OTHER STATE REVENUE					
Tax Relief Subventions Restricted Levies - Other					
Homeowners' Exemptions		8575	0.00	0.00	0.0%
Other Subventions/In-Lieu Taxes		8576	0.00	0.00	0.0%
All Other State Revenue		8590	0.00	0.00	0.0%
TOTAL, OTHER STATE REVENUE			0.00	0.00	0.0%
OTHER LOCAL REVENUE					
Other Local Revenue County and District Taxes					
Other Restricted Levies Secured Roll		8615	0.00	0.00	0.0%
Unsecured Roll		8616	0.00	0.00	0.0%
Prior Years' Taxes		8617	0.00	0.00	0.0%
Supplemental Taxes		8618	0.00	0.00	0.0%
Non-Ad Valorem Taxes Parcel Taxes		8621	0.00	0.00	0.0%
Other		8622	0.00	0.00	0.0%
Community Redevelopment Funds Not Subject to LCFF Deduction		8625	0.00	0.00	0.0%
Penalties and Interest from Delinquent Non-LCFF Taxes		8629	0.00	0.00	0.0%
Sales Sale of Equipment/Supplies		8631	0.00	0.00	0.0%
Leases and Rentals		8650	0.00	0.00	0.0%
Interest		8660	266,498.10	180,000.00	-32.5%
Net Increase (Decrease) in the Fair Value of Investments		8662	0.00	0.00	0.0%
Other Local Revenue					
All Other Local Revenue		8699	0.00	0.00	0.0%
All Other Transfers In from All Others		8799	0.00	0.00	0.0%
TOTAL, OTHER LOCAL REVENUE			266,498.10	180,000.00	-32.5%
TOTAL, REVENUES			266,498.10	180,000.00	-32.5%

Description	Resource Codes	Object Codes	2021-22 Unaudited Actuals	2022-23 Budget	Percent Difference
CLASSIFIED SALARIES					
Classified Support Salaries		2200	13,154.82	0.00	-100.0%
Classified Supervisors' and Administrators' Salaries		2300	0.00	0.00	0.0%
Clerical, Technical and Office Salaries		2400	0.00	0.00	0.0%
Other Classified Salaries		2900	0.00	0.00	0.0%
TOTAL, CLASSIFIED SALARIES			13,154.82	0.00	-100.0%
EMPLOYEE BENEFITS					
STRS		3101-3102	0.00	0.00	0.0%
PERS		3201-3202	1,900.35	0.00	-100.0%
OASDI/Medicare/Alternative		3301-3302	736.99	0.00	-100.0%
Health and Welfare Benefits		3401-3402	0.00	0.00	0.0%
Unemployment Insurance		3501-3502	244.32	0.00	-100.0%
Workers' Compensation		3601-3602	193.36	0.00	-100.0%
OPEB, Allocated		3701-3702	442.99	0.00	-100.0%
OPEB, Active Employees		3751-3752	0.00	0.00	0.0%
Other Employee Benefits		3901-3902	0.00	0.00	0.0%
TOTAL, EMPLOYEE BENEFITS			3,518.01	0.00	-100.0%
BOOKS AND SUPPLIES					
Books and Other Reference Materials		4200	0.00	0.00	0.0%
Materials and Supplies		4300	35,514.67	36,016.00	1.4%
Noncapitalized Equipment		4400	44,610.87	42,779.00	-4.1%
TOTAL, BOOKS AND SUPPLIES			80,125.54	78,795.00	-1.7%
SERVICES AND OTHER OPERATING EXPENDITURES					
Subagreements for Services		5100	0.00	0.00	0.0%
Travel and Conferences		5200	0.00	0.00	0.0%
Insurance		5400-5450	0.00	0.00	0.0%
Operations and Housekeeping Services		5500	13,590.36	13,591.00	0.0%
Rentals, Leases, Repairs, and Noncapitalized Improvements		5600	0.00	0.00	0.0%
Transfers of Direct Costs		5710	0.00	0.00	0.0%
Transfers of Direct Costs - Interfund		5750	0.00	0.00	0.0%

Description	Resource Codes	Object Codes	2021-22 Unaudited Actuals	2022-23 Budget	Percent Difference
Professional/Consulting Services and Operating Expenditures		5800	3,746.25	4,747.00	26.7%
Communications		5900	0.00	0.00	0.0%
TOTAL, SERVICES AND OTHER OPERATING EXPENDITURES			17,336.61	18,338.00	5.8%
CAPITAL OUTLAY					
Land		6100	299.66	300.00	0.1%
Land Improvements		6170	62,232.66	56,201.00	-9.7%
Buildings and Improvements of Buildings		6200	13,915,908.24	9,044,810.00	-35.0%
Books and Media for New School Libraries or Major Expansion of School Libraries		6300	0.00	0.00	0.0%
Equipment		6400	0.00	11,000,000.00	New
Equipment Replacement		6500	0.00	0.00	0.0%
Lease Assets		6600	0.00	0.00	0.0%
TOTAL, CAPITAL OUTLAY			13,978,440.56	20,101,311.00	43.8%
OTHER OUTGO (excluding Transfers of Indirect Costs)					
Other Transfers Out					
All Other Transfers Out to All Others		7299	0.00	0.00	0.0%
Debt Service					
Repayment of State School Building Fund Aid - Proceeds from Bonds		7435	0.00	0.00	0.0%
Debt Service - Interest		7438	0.00	0.00	0.0%
Other Debt Service - Principal		7439	0.00	0.00	0.0%
TOTAL, OTHER OUTGO (excluding Transfers of Indirect Costs)			0.00	0.00	0.0%
TOTAL, EXPENDITURES			14,092,575.54	20,198,444.00	43.3%

Description	Resource Codes	Object Codes	2021-22 Unaudited Actuals	2022-23 Budget	Percent Difference
INTERFUND TRANSFERS					
INTERFUND TRANSFERS IN					
Other Authorized Interfund Transfers In		8919	3,033,778.49	0.00	-100.0%
(a) TOTAL, INTERFUND TRANSFERS IN			3,033,778.49	0.00	-100.0%
INTERFUND TRANSFERS OUT					
To: State School Building Fund/ County School Facilities Fund		7613	0.00	0.00	0.0%
Other Authorized Interfund Transfers Out		7619	0.00	0.00	0.0%
(b) TOTAL, INTERFUND TRANSFERS OUT			0.00	0.00	0.0%

Description	Resource Codes	Object Codes	2021-22 Unaudited Actuals	2022-23 Budget	Percent Difference
OTHER SOURCES/USES					
SOURCES					
Proceeds					
Proceeds from Sale of Bonds		8951	17,790,000.00	0.00	-100.0%
Proceeds from Disposal of Capital Assets		8953	0.00	0.00	0.0%
Other Sources					
County School Bldg Aid		8961	0.00	0.00	0.0%
Transfers from Funds of Lapsed/Reorganized LEAs		8965	0.00	0.00	0.0%
Long-Term Debt Proceeds					
Proceeds from Certificates of Participation		8971	0.00	0.00	0.0%
Proceeds from Leases		8972	0.00	0.00	0.0%
Proceeds from Lease Revenue Bonds		8973	0.00	0.00	0.0%
All Other Financing Sources		8979	0.00	0.00	0.0%
(c) TOTAL, SOURCES			17,790,000.00	0.00	-100.0%
USES					
Transfers of Funds from Lapsed/Reorganized LEAs		7651	0.00	0.00	0.0%
All Other Financing Uses		7699	0.00	0.00	0.0%
(d) TOTAL, USES			0.00	0.00	0.0%
CONTRIBUTIONS					
Contributions from Unrestricted Revenues		8980	0.00	0.00	0.0%
Contributions from Restricted Revenues		8990	0.00	0.00	0.0%
(e) TOTAL, CONTRIBUTIONS			0.00	0.00	0.0%
TOTAL, OTHER FINANCING SOURCES/USES (a - b + c - d + e)			20,823,778.49	0.00	-100.0%

Description	Function Codes	Object Codes	2021-22 Unaudited Actuals	2022-23 Budget	Percent Difference
A. REVENUES					
1) LCFF Sources		8010-8099	0.00	0.00	0.0%
2) Federal Revenue		8100-8299	0.00	0.00	0.0%
3) Other State Revenue		8300-8599	0.00	0.00	0.0%
4) Other Local Revenue		8600-8799	266,498.10	180,000.00	-32.5%
5) TOTAL, REVENUES			266,498.10	180,000.00	-32.5%
B. EXPENDITURES (Objects 1000-7999)					
1) Instruction	1000-1999		0.00	0.00	0.0%
2) Instruction - Related Services	2000-2999		0.00	0.00	0.0%
3) Pupil Services	3000-3999		0.00	0.00	0.0%
4) Ancillary Services	4000-4999		0.00	0.00	0.0%
5) Community Services	5000-5999		0.00	0.00	0.0%
6) Enterprise	6000-6999		0.00	0.00	0.0%
7) General Administration	7000-7999		0.00	0.00	0.0%
8) Plant Services	8000-8999		14,092,575.54	20,198,444.00	43.3%
9) Other Outgo	9000-9999	Except 7600-7699	0.00	0.00	0.0%
10) TOTAL, EXPENDITURES			14,092,575.54	20,198,444.00	43.3%
C. EXCESS (DEFICIENCY) OF REVENUES OVER EXPENDITURES BEFORE OTHER FINANCING SOURCES AND USES (A5 - B10)			(13,826,077.44)	(20,018,444.00)	44.8%
D. OTHER FINANCING SOURCES/USES					
1) Interfund Transfers					
a) Transfers In		8900-8929	3,033,778.49	0.00	-100.0%
b) Transfers Out		7600-7629	0.00	0.00	0.0%
2) Other Sources/Uses					
a) Sources		8930-8979	17,790,000.00	0.00	-100.0%
b) Uses		7630-7699	0.00	0.00	0.0%
3) Contributions		8980-8999	0.00	0.00	0.0%
4) TOTAL, OTHER FINANCING SOURCES/USES			20,823,778.49	0.00	-100.0%

Description	Function Codes	Object Codes	2021-22 Unaudited Actuals	2022-23 Budget	Percent Difference
E. NET INCREASE (DECREASE) IN FUND BALANCE (C + D4)			6,997,701.05	(20,018,444.00)	-386.1%
F. FUND BALANCE, RESERVES					
1) Beginning Fund Balance					
a) As of July 1 - Unaudited		9791	29,905,700.83	36,903,401.88	23.4%
b) Audit Adjustments		9793	0.00	0.00	0.0%
c) As of July 1 - Audited (F1a + F1b)			29,905,700.83	36,903,401.88	23.4%
d) Other Restatements		9795	0.00	0.00	0.0%
e) Adjusted Beginning Balance (F1c + F1d)			29,905,700.83	36,903,401.88	23.4%
2) Ending Balance, June 30 (E + F1e)			36,903,401.88	16,884,957.88	-54.2%
Components of Ending Fund Balance					
a) Nonspendable					
Revolving Cash		9711	0.00	0.00	0.0%
Stores		9712	0.00	0.00	0.0%
Prepaid Items		9713	0.00	0.00	0.0%
All Others		9719	0.00	0.00	0.0%
b) Restricted		9740	0.00	0.00	0.0%
c) Committed					
Stabilization Arrangements		9750	0.00	0.00	0.0%
Other Commitments (by Resource/Object)		9760	0.00	0.00	0.0%
d) Assigned					
Other Assignments (by Resource/Object)		9780	36,903,401.88	16,884,957.88	-54.2%
Building Fund	0000	9780	36,903,401.88		
Building Fund	0000	9780		16,884,957.88	
e) Unassigned/Unappropriated					
Reserve for Economic Uncertainties		9789	0.00	0.00	0.0%
Unassigned/Unappropriated Amount		9790	0.00	0.00	0.0%

Resource	Description	2021-22	2022-23
		Unaudited Actuals	Budget
Total, Restricted Balance		0.00	0.00

Description	Resource Codes	Object Codes	2021-22 Unaudited Actuals	2022-23 Budget	Percent Difference
A. REVENUES					
1) LCFF Sources		8010-8099	0.00	0.00	0.0%
2) Federal Revenue		8100-8299	0.00	0.00	0.0%
3) Other State Revenue		8300-8599	0.00	0.00	0.0%
4) Other Local Revenue		8600-8799	705.81	0.00	-100.0%
5) TOTAL, REVENUES			705.81	0.00	-100.0%
B. EXPENDITURES					
1) Certificated Salaries		1000-1999	0.00	0.00	0.0%
2) Classified Salaries		2000-2999	0.00	0.00	0.0%
3) Employee Benefits		3000-3999	0.00	0.00	0.0%
4) Books and Supplies		4000-4999	0.00	0.00	0.0%
5) Services and Other Operating Expenditures		5000-5999	0.00	0.00	0.0%
6) Capital Outlay		6000-6999	0.00	0.00	0.0%
7) Other Outgo (excluding Transfers of Indirect Costs)		7100-7299, 7400-7499	0.00	0.00	0.0%
8) Other Outgo - Transfers of Indirect Costs		7300-7399	0.00	0.00	0.0%
9) TOTAL, EXPENDITURES			0.00	0.00	0.0%
C. EXCESS (DEFICIENCY) OF REVENUES OVER EXPENDITURES BEFORE OTHER FINANCING SOURCES AND USES (A5 - B9)			705.81	0.00	-100.0%
D. OTHER FINANCING SOURCES/USES					
1) Interfund Transfers					
a) Transfers In		8900-8929	0.00	0.00	0.0%
b) Transfers Out		7600-7629	0.00	0.00	0.0%
2) Other Sources/Uses					
a) Sources		8930-8979	0.00	0.00	0.0%
b) Uses		7630-7699	0.00	0.00	0.0%
3) Contributions		8980-8999	0.00	0.00	0.0%
4) TOTAL, OTHER FINANCING SOURCES/USES			0.00	0.00	0.0%

Description	Resource Codes	Object Codes	2021-22 Unaudited Actuals	2022-23 Budget	Percent Difference
E. NET INCREASE (DECREASE) IN FUND BALANCE (C + D4)			705.81	0.00	-100.0%
F. FUND BALANCE, RESERVES					
1) Beginning Fund Balance					
a) As of July 1 - Unaudited		9791	84,995.41	85,701.22	0.8%
b) Audit Adjustments		9793	0.00	0.00	0.0%
c) As of July 1 - Audited (F1a + F1b)			84,995.41	85,701.22	0.8%
d) Other Restatements		9795	0.00	0.00	0.0%
e) Adjusted Beginning Balance (F1c + F1d)			84,995.41	85,701.22	0.8%
2) Ending Balance, June 30 (E + F1e)			85,701.22	85,701.22	0.0%
Components of Ending Fund Balance					
a) Nonspendable					
Revolving Cash		9711	0.00	0.00	0.0%
Stores		9712	0.00	0.00	0.0%
Prepaid Items		9713	0.00	0.00	0.0%
All Others		9719	0.00	0.00	0.0%
b) Restricted		9740	85,701.22	85,701.22	0.0%
c) Committed					
Stabilization Arrangements		9750	0.00	0.00	0.0%
Other Commitments		9760	0.00	0.00	0.0%
d) Assigned					
Other Assignments		9780	0.00	0.00	0.0%
e) Unassigned/Unappropriated					
Reserve for Economic Uncertainties		9789	0.00	0.00	0.0%
Unassigned/Unappropriated Amount		9790	0.00	0.00	0.0%

Description	Resource Codes	Object Codes	2021-22 Unaudited Actuals	2022-23 Budget	Percent Difference
G. ASSETS					
1) Cash					
a) in County Treasury		9110	84,277.40		
1) Fair Value Adjustment to Cash in County Treasury		9111	0.00		
b) in Banks		9120	0.00		
c) in Revolving Cash Account		9130	0.00		
d) with Fiscal Agent/Trustee		9135	0.00		
e) Collections Awaiting Deposit		9140	0.00		
2) Investments		9150	0.00		
3) Accounts Receivable		9200	1,423.82		
4) Due from Grantor Government		9290	0.00		
5) Due from Other Funds		9310	0.00		
6) Stores		9320	0.00		
7) Prepaid Expenditures		9330	0.00		
8) Other Current Assets		9340	0.00		
9) TOTAL, ASSETS			85,701.22		
H. DEFERRED OUTFLOWS OF RESOURCES					
1) Deferred Outflows of Resources		9490	0.00		
2) TOTAL, DEFERRED OUTFLOWS			0.00		
I. LIABILITIES					
1) Accounts Payable		9500	0.00		
2) Due to Grantor Governments		9590	0.00		
3) Due to Other Funds		9610	0.00		
4) Current Loans		9640	0.00		
5) Unearned Revenue		9650	0.00		
6) TOTAL, LIABILITIES			0.00		
J. DEFERRED INFLOWS OF RESOURCES					
1) Deferred Inflows of Resources		9690	0.00		
2) TOTAL, DEFERRED INFLOWS			0.00		
K. FUND EQUITY					
Ending Fund Balance, June 30 (must agree with line F2) (G9 + H2) - (I6 + J2)			85,701.22		

Description	Resource Codes	Object Codes	2021-22 Unaudited Actuals	2022-23 Budget	Percent Difference
OTHER STATE REVENUE					
Tax Relief Subventions					
Restricted Levies - Other					
Homeowners' Exemptions		8575	0.00	0.00	0.0%
Other Subventions/In-Lieu Taxes		8576	0.00	0.00	0.0%
All Other State Revenue		8590	0.00	0.00	0.0%
TOTAL, OTHER STATE REVENUE			0.00	0.00	0.0%
OTHER LOCAL REVENUE					
Other Local Revenue					
County and District Taxes					
Other Restricted Levies					
Secured Roll		8615	0.00	0.00	0.0%
Unsecured Roll		8616	0.00	0.00	0.0%
Prior Years' Taxes		8617	0.00	0.00	0.0%
Supplemental Taxes		8618	0.00	0.00	0.0%
Non-Ad Valorem Taxes					
Parcel Taxes		8621	0.00	0.00	0.0%
Other		8622	0.00	0.00	0.0%
Community Redevelopment Funds					
Not Subject to LCFF Deduction		8625	0.00	0.00	0.0%
Penalties and Interest from					
Delinquent Non-LCFF Taxes		8629	0.00	0.00	0.0%
Sales					
Sale of Equipment/Supplies		8631	0.00	0.00	0.0%
Interest		8660	705.81	0.00	-100.0%
Net Increase (Decrease) in the Fair Value of Investments		8662	0.00	0.00	0.0%
Fees and Contracts					
Mitigation/Developer Fees		8681	0.00	0.00	0.0%
Other Local Revenue					
All Other Local Revenue		8699	0.00	0.00	0.0%
All Other Transfers In from All Others		8799	0.00	0.00	0.0%
TOTAL, OTHER LOCAL REVENUE			705.81	0.00	-100.0%
TOTAL, REVENUES			705.81	0.00	-100.0%

Description	Resource Codes	Object Codes	2021-22 Unaudited Actuals	2022-23 Budget	Percent Difference
CERTIFICATED SALARIES					
Other Certificated Salaries		1900	0.00	0.00	0.0%
TOTAL, CERTIFICATED SALARIES			0.00	0.00	0.0%
CLASSIFIED SALARIES					
Classified Support Salaries		2200	0.00	0.00	0.0%
Classified Supervisors' and Administrators' Salaries		2300	0.00	0.00	0.0%
Clerical, Technical and Office Salaries		2400	0.00	0.00	0.0%
Other Classified Salaries		2900	0.00	0.00	0.0%
TOTAL, CLASSIFIED SALARIES			0.00	0.00	0.0%
EMPLOYEE BENEFITS					
STRS		3101-3102	0.00	0.00	0.0%
PERS		3201-3202	0.00	0.00	0.0%
OASDI/Medicare/Alternative		3301-3302	0.00	0.00	0.0%
Health and Welfare Benefits		3401-3402	0.00	0.00	0.0%
Unemployment Insurance		3501-3502	0.00	0.00	0.0%
Workers' Compensation		3601-3602	0.00	0.00	0.0%
OPEB, Allocated		3701-3702	0.00	0.00	0.0%
OPEB, Active Employees		3751-3752	0.00	0.00	0.0%
Other Employee Benefits		3901-3902	0.00	0.00	0.0%
TOTAL, EMPLOYEE BENEFITS			0.00	0.00	0.0%
BOOKS AND SUPPLIES					
Approved Textbooks and Core Curricula Materials		4100	0.00	0.00	0.0%
Books and Other Reference Materials		4200	0.00	0.00	0.0%
Materials and Supplies		4300	0.00	0.00	0.0%
Noncapitalized Equipment		4400	0.00	0.00	0.0%
TOTAL, BOOKS AND SUPPLIES			0.00	0.00	0.0%

Description	Resource Codes	Object Codes	2021-22 Unaudited Actuals	2022-23 Budget	Percent Difference
SERVICES AND OTHER OPERATING EXPENDITURES					
Subagreements for Services		5100	0.00	0.00	0.0%
Travel and Conferences		5200	0.00	0.00	0.0%
Insurance		5400-5450	0.00	0.00	0.0%
Operations and Housekeeping Services		5500	0.00	0.00	0.0%
Rentals, Leases, Repairs, and Noncapitalized Improvements		5600	0.00	0.00	0.0%
Transfers of Direct Costs		5710	0.00	0.00	0.0%
Transfers of Direct Costs - Interfund		5750	0.00	0.00	0.0%
Professional/Consulting Services and Operating Expenditures		5800	0.00	0.00	0.0%
Communications		5900	0.00	0.00	0.0%
TOTAL, SERVICES AND OTHER OPERATING EXPENDITURES			0.00	0.00	0.0%
CAPITAL OUTLAY					
Land		6100	0.00	0.00	0.0%
Land Improvements		6170	0.00	0.00	0.0%
Buildings and Improvements of Buildings		6200	0.00	0.00	0.0%
Books and Media for New School Libraries or Major Expansion of School Libraries		6300	0.00	0.00	0.0%
Equipment		6400	0.00	0.00	0.0%
Equipment Replacement		6500	0.00	0.00	0.0%
Lease Assets		6600	0.00	0.00	0.0%
TOTAL, CAPITAL OUTLAY			0.00	0.00	0.0%
OTHER OUTGO (excluding Transfers of Indirect Costs)					
Other Transfers Out					
All Other Transfers Out to All Others		7299	0.00	0.00	0.0%
Debt Service					
Debt Service - Interest		7438	0.00	0.00	0.0%
Other Debt Service - Principal		7439	0.00	0.00	0.0%
TOTAL, OTHER OUTGO (excluding Transfers of Indirect Costs)			0.00	0.00	0.0%
TOTAL, EXPENDITURES			0.00	0.00	0.0%

Description	Resource Codes	Object Codes	2021-22 Unaudited Actuals	2022-23 Budget	Percent Difference
INTERFUND TRANSFERS					
INTERFUND TRANSFERS IN					
Other Authorized Interfund Transfers In		8919	0.00	0.00	0.0%
(a) TOTAL, INTERFUND TRANSFERS IN			0.00	0.00	0.0%
INTERFUND TRANSFERS OUT					
To: State School Building Fund/ County School Facilities Fund		7613	0.00	0.00	0.0%
Other Authorized Interfund Transfers Out		7619	0.00	0.00	0.0%
(b) TOTAL, INTERFUND TRANSFERS OUT			0.00	0.00	0.0%
OTHER SOURCES/USES					
SOURCES					
Proceeds					
Proceeds from Disposal of Capital Assets		8953	0.00	0.00	0.0%
Other Sources					
Transfers from Funds of Lapsed/Reorganized LEAs		8965	0.00	0.00	0.0%
Long-Term Debt Proceeds					
Proceeds from Certificates of Participation		8971	0.00	0.00	0.0%
Proceeds from Leases		8972	0.00	0.00	0.0%
Proceeds from Lease Revenue Bonds		8973	0.00	0.00	0.0%
All Other Financing Sources		8979	0.00	0.00	0.0%
(c) TOTAL, SOURCES			0.00	0.00	0.0%
USES					
Transfers of Funds from Lapsed/Reorganized LEAs		7651	0.00	0.00	0.0%
All Other Financing Uses		7699	0.00	0.00	0.0%
(d) TOTAL, USES			0.00	0.00	0.0%
CONTRIBUTIONS					
Contributions from Unrestricted Revenues		8980	0.00	0.00	0.0%
Contributions from Restricted Revenues		8990	0.00	0.00	0.0%
(e) TOTAL, CONTRIBUTIONS			0.00	0.00	0.0%
TOTAL, OTHER FINANCING SOURCES/USES (a - b + c - d + e)			0.00	0.00	0.0%

Description	Function Codes	Object Codes	2021-22 Unaudited Actuals	2022-23 Budget	Percent Difference
A. REVENUES					
1) LCFF Sources		8010-8099	0.00	0.00	0.0%
2) Federal Revenue		8100-8299	0.00	0.00	0.0%
3) Other State Revenue		8300-8599	0.00	0.00	0.0%
4) Other Local Revenue		8600-8799	705.81	0.00	-100.0%
5) TOTAL, REVENUES			705.81	0.00	-100.0%
B. EXPENDITURES (Objects 1000-7999)					
1) Instruction	1000-1999		0.00	0.00	0.0%
2) Instruction - Related Services	2000-2999		0.00	0.00	0.0%
3) Pupil Services	3000-3999		0.00	0.00	0.0%
4) Ancillary Services	4000-4999		0.00	0.00	0.0%
5) Community Services	5000-5999		0.00	0.00	0.0%
6) Enterprise	6000-6999		0.00	0.00	0.0%
7) General Administration	7000-7999		0.00	0.00	0.0%
8) Plant Services	8000-8999		0.00	0.00	0.0%
9) Other Outgo	9000-9999	Except 7600-7699	0.00	0.00	0.0%
10) TOTAL, EXPENDITURES			0.00	0.00	0.0%
C. EXCESS (DEFICIENCY) OF REVENUES OVER EXPENDITURES BEFORE OTHER FINANCING SOURCES AND USES (A5 - B10)			705.81	0.00	-100.0%
D. OTHER FINANCING SOURCES/USES					
1) Interfund Transfers					
a) Transfers In		8900-8929	0.00	0.00	0.0%
b) Transfers Out		7600-7629	0.00	0.00	0.0%
2) Other Sources/Uses					
a) Sources		8930-8979	0.00	0.00	0.0%
b) Uses		7630-7699	0.00	0.00	0.0%
3) Contributions		8980-8999	0.00	0.00	0.0%
4) TOTAL, OTHER FINANCING SOURCES/USES			0.00	0.00	0.0%

Description	Function Codes	Object Codes	2021-22 Unaudited Actuals	2022-23 Budget	Percent Difference
E. NET INCREASE (DECREASE) IN FUND BALANCE (C + D4)			705.81	0.00	-100.0%
F. FUND BALANCE, RESERVES					
1) Beginning Fund Balance					
a) As of July 1 - Unaudited		9791	84,995.41	85,701.22	0.8%
b) Audit Adjustments		9793	0.00	0.00	0.0%
c) As of July 1 - Audited (F1a + F1b)			84,995.41	85,701.22	0.8%
d) Other Restatements		9795	0.00	0.00	0.0%
e) Adjusted Beginning Balance (F1c + F1d)			84,995.41	85,701.22	0.8%
2) Ending Balance, June 30 (E + F1e)			85,701.22	85,701.22	0.0%
Components of Ending Fund Balance					
a) Nonspendable					
Revolving Cash		9711	0.00	0.00	0.0%
Stores		9712	0.00	0.00	0.0%
Prepaid Items		9713	0.00	0.00	0.0%
All Others		9719	0.00	0.00	0.0%
b) Restricted		9740	85,701.22	85,701.22	0.0%
c) Committed					
Stabilization Arrangements		9750	0.00	0.00	0.0%
Other Commitments (by Resource/Object)		9760	0.00	0.00	0.0%
d) Assigned					
Other Assignments (by Resource/Object)		9780	0.00	0.00	0.0%
e) Unassigned/Unappropriated					
Reserve for Economic Uncertainties		9789	0.00	0.00	0.0%
Unassigned/Unappropriated Amount		9790	0.00	0.00	0.0%

Resource	Description	2021-22	2022-23
		Unaudited Actuals	Budget
9010	Other Restricted Local	85,701.22	85,701.22
Total, Restricted Balance		85,701.22	85,701.22

Description	Resource Codes	Object Codes	2021-22 Unaudited Actuals	2022-23 Budget	Percent Difference
A. REVENUES					
1) LCFF Sources		8010-8099	0.00	0.00	0.0%
2) Federal Revenue		8100-8299	0.00	0.00	0.0%
3) Other State Revenue		8300-8599	0.00	0.00	0.0%
4) Other Local Revenue		8600-8799	7,023.86	0.00	-100.0%
5) TOTAL, REVENUES			7,023.86	0.00	-100.0%
B. EXPENDITURES					
1) Certificated Salaries		1000-1999	0.00	0.00	0.0%
2) Classified Salaries		2000-2999	0.00	0.00	0.0%
3) Employee Benefits		3000-3999	0.00	0.00	0.0%
4) Books and Supplies		4000-4999	0.00	0.00	0.0%
5) Services and Other Operating Expenditures		5000-5999	0.00	0.00	0.0%
6) Capital Outlay		6000-6999	0.00	0.00	0.0%
7) Other Outgo (excluding Transfers of Indirect Costs)		7100-7299, 7400-7499	0.00	0.00	0.0%
8) Other Outgo - Transfers of Indirect Costs		7300-7399	0.00	0.00	0.0%
9) TOTAL, EXPENDITURES			0.00	0.00	0.0%
C. EXCESS (DEFICIENCY) OF REVENUES OVER EXPENDITURES BEFORE OTHER FINANCING SOURCES AND USES (A5 - B9)			7,023.86	0.00	-100.0%
D. OTHER FINANCING SOURCES/USES					
1) Interfund Transfers					
a) Transfers In		8900-8929	0.00	0.00	0.0%
b) Transfers Out		7600-7629	3,033,778.49	0.00	-100.0%
2) Other Sources/Uses					
a) Sources		8930-8979	0.00	0.00	0.0%
b) Uses		7630-7699	0.00	0.00	0.0%
3) Contributions		8980-8999	0.00	0.00	0.0%
4) TOTAL, OTHER FINANCING SOURCES/USES			(3,033,778.49)	0.00	-100.0%

Description	Resource Codes	Object Codes	2021-22 Unaudited Actuals	2022-23 Budget	Percent Difference
E. NET INCREASE (DECREASE) IN FUND BALANCE (C + D4)			(3,026,754.63)	0.00	-100.0%
F. FUND BALANCE, RESERVES					
1) Beginning Fund Balance					
a) As of July 1 - Unaudited		9791	3,059,625.00	32,870.37	-98.9%
b) Audit Adjustments		9793	0.00	0.00	0.0%
c) As of July 1 - Audited (F1a + F1b)			3,059,625.00	32,870.37	-98.9%
d) Other Restatements		9795	0.00	0.00	0.0%
e) Adjusted Beginning Balance (F1c + F1d)			3,059,625.00	32,870.37	-98.9%
2) Ending Balance, June 30 (E + F1e)			32,870.37	32,870.37	0.0%
Components of Ending Fund Balance					
a) Nonspendable					
Revolving Cash		9711	0.00	0.00	0.0%
Stores		9712	0.00	0.00	0.0%
Prepaid Items		9713	0.00	0.00	0.0%
All Others		9719	0.00	0.00	0.0%
b) Restricted		9740	32,870.37	32,870.37	0.0%
c) Committed					
Stabilization Arrangements		9750	0.00	0.00	0.0%
Other Commitments		9760	0.00	0.00	0.0%
d) Assigned					
Other Assignments		9780	0.00	0.00	0.0%
e) Unassigned/Unappropriated					
Reserve for Economic Uncertainties		9789	0.00	0.00	0.0%
Unassigned/Unappropriated Amount		9790	0.00	0.00	0.0%

Description	Resource Codes	Object Codes	2021-22 Unaudited Actuals	2022-23 Budget	Percent Difference
G. ASSETS					
1) Cash					
a) in County Treasury		9110	0.00		
1) Fair Value Adjustment to Cash in County Treasury		9111	0.00		
b) in Banks		9120	0.00		
c) in Revolving Cash Account		9130	0.00		
d) with Fiscal Agent/Trustee		9135	0.00		
e) Collections Awaiting Deposit		9140	0.00		
2) Investments		9150	0.00		
3) Accounts Receivable		9200	32,870.37		
4) Due from Grantor Government		9290	0.00		
5) Due from Other Funds		9310	0.00		
6) Stores		9320	0.00		
7) Prepaid Expenditures		9330	0.00		
8) Other Current Assets		9340	0.00		
9) Lease Receivable		9380	0.00		
10) TOTAL, ASSETS			32,870.37		
H. DEFERRED OUTFLOWS OF RESOURCES					
1) Deferred Outflows of Resources		9490	0.00		
2) TOTAL, DEFERRED OUTFLOWS			0.00		
I. LIABILITIES					
1) Accounts Payable		9500	0.00		
2) Due to Grantor Governments		9590	0.00		
3) Due to Other Funds		9610	0.00		
4) Current Loans		9640	0.00		
5) Unearned Revenue		9650	0.00		
6) TOTAL, LIABILITIES			0.00		
J. DEFERRED INFLOWS OF RESOURCES					
1) Deferred Inflows of Resources		9690	0.00		
2) TOTAL, DEFERRED INFLOWS			0.00		
K. FUND EQUITY					
Ending Fund Balance, June 30					
(must agree with line F2) (G9 + H2) - (I6 + J2)			32,870.37		

Description	Resource Codes	Object Codes	2021-22 Unaudited Actuals	2022-23 Budget	Percent Difference
FEDERAL REVENUE					
All Other Federal Revenue		8290	0.00	0.00	0.0%
TOTAL, FEDERAL REVENUE			0.00	0.00	0.0%
OTHER STATE REVENUE					
School Facilities Apportionments		8545	0.00	0.00	0.0%
Pass-Through Revenues from State Sources		8587	0.00	0.00	0.0%
All Other State Revenue		8590	0.00	0.00	0.0%
TOTAL, OTHER STATE REVENUE			0.00	0.00	0.0%
OTHER LOCAL REVENUE					
Sales					
Sale of Equipment/Supplies		8631	0.00	0.00	0.0%
Leases and Rentals		8650	0.00	0.00	0.0%
Interest		8660	7,023.86	0.00	-100.0%
Net Increase (Decrease) in the Fair Value of Investments		8662	0.00	0.00	0.0%
Other Local Revenue					
All Other Local Revenue		8699	0.00	0.00	0.0%
All Other Transfers In from All Others		8799	0.00	0.00	0.0%
TOTAL, OTHER LOCAL REVENUE			7,023.86	0.00	-100.0%
TOTAL, REVENUES			7,023.86	0.00	-100.0%

Description	Resource Codes	Object Codes	2021-22 Unaudited Actuals	2022-23 Budget	Percent Difference
CLASSIFIED SALARIES					
Classified Support Salaries		2200	0.00	0.00	0.0%
Classified Supervisors' and Administrators' Salaries		2300	0.00	0.00	0.0%
Clerical, Technical and Office Salaries		2400	0.00	0.00	0.0%
Other Classified Salaries		2900	0.00	0.00	0.0%
TOTAL, CLASSIFIED SALARIES			0.00	0.00	0.0%
EMPLOYEE BENEFITS					
STRS		3101-3102	0.00	0.00	0.0%
PERS		3201-3202	0.00	0.00	0.0%
OASDI/Medicare/Alternative		3301-3302	0.00	0.00	0.0%
Health and Welfare Benefits		3401-3402	0.00	0.00	0.0%
Unemployment Insurance		3501-3502	0.00	0.00	0.0%
Workers' Compensation		3601-3602	0.00	0.00	0.0%
OPEB, Allocated		3701-3702	0.00	0.00	0.0%
OPEB, Active Employees		3751-3752	0.00	0.00	0.0%
Other Employee Benefits		3901-3902	0.00	0.00	0.0%
TOTAL, EMPLOYEE BENEFITS			0.00	0.00	0.0%
BOOKS AND SUPPLIES					
Books and Other Reference Materials		4200	0.00	0.00	0.0%
Materials and Supplies		4300	0.00	0.00	0.0%
Noncapitalized Equipment		4400	0.00	0.00	0.0%
TOTAL, BOOKS AND SUPPLIES			0.00	0.00	0.0%

Description	Resource Codes	Object Codes	2021-22 Unaudited Actuals	2022-23 Budget	Percent Difference
SERVICES AND OTHER OPERATING EXPENDITURES					
Subagreements for Services		5100	0.00	0.00	0.0%
Travel and Conferences		5200	0.00	0.00	0.0%
Insurance		5400-5450	0.00	0.00	0.0%
Operations and Housekeeping Services		5500	0.00	0.00	0.0%
Rentals, Leases, Repairs, and Noncapitalized Improvements		5600	0.00	0.00	0.0%
Transfers of Direct Costs		5710	0.00	0.00	0.0%
Transfers of Direct Costs - Interfund		5750	0.00	0.00	0.0%
Professional/Consulting Services and Operating Expenditures		5800	0.00	0.00	0.0%
Communications		5900	0.00	0.00	0.0%
TOTAL, SERVICES AND OTHER OPERATING EXPENDITURES			0.00	0.00	0.0%
CAPITAL OUTLAY					
Land		6100	0.00	0.00	0.0%
Land Improvements		6170	0.00	0.00	0.0%
Buildings and Improvements of Buildings		6200	0.00	0.00	0.0%
Books and Media for New School Libraries or Major Expansion of School Libraries		6300	0.00	0.00	0.0%
Equipment		6400	0.00	0.00	0.0%
Equipment Replacement		6500	0.00	0.00	0.0%
Lease Assets		6600	0.00	0.00	0.0%
TOTAL, CAPITAL OUTLAY			0.00	0.00	0.0%
OTHER OUTGO (excluding Transfers of Indirect Costs)					
Other Transfers Out					
Transfers of Pass-Through Revenues To Districts or Charter Schools		7211	0.00	0.00	0.0%
To County Offices		7212	0.00	0.00	0.0%
To JPAs		7213	0.00	0.00	0.0%
All Other Transfers Out to All Others		7299	0.00	0.00	0.0%
Debt Service					
Debt Service - Interest		7438	0.00	0.00	0.0%
Other Debt Service - Principal		7439	0.00	0.00	0.0%
TOTAL, OTHER OUTGO (excluding Transfers of Indirect Costs)			0.00	0.00	0.0%
TOTAL, EXPENDITURES			0.00	0.00	0.0%

Description	Resource Codes	Object Codes	2021-22 Unaudited Actuals	2022-23 Budget	Percent Difference
INTERFUND TRANSFERS					
INTERFUND TRANSFERS IN					
To: State School Building Fund/ County School Facilities Fund From: All Other Funds		8913	0.00	0.00	0.0%
Other Authorized Interfund Transfers In		8919	0.00	0.00	0.0%
(a) TOTAL, INTERFUND TRANSFERS IN			0.00	0.00	0.0%
INTERFUND TRANSFERS OUT					
To: State School Building Fund/ County School Facilities Fund		7613	0.00	0.00	0.0%
Other Authorized Interfund Transfers Out		7619	3,033,778.49	0.00	-100.0%
(b) TOTAL, INTERFUND TRANSFERS OUT			3,033,778.49	0.00	-100.0%

Description	Resource Codes	Object Codes	2021-22 Unaudited Actuals	2022-23 Budget	Percent Difference
OTHER SOURCES/USES					
SOURCES					
Proceeds					
Proceeds from Disposal of Capital Assets		8953	0.00	0.00	0.0%
Other Sources					
Transfers from Funds of Lapsed/Reorganized LEAs		8965	0.00	0.00	0.0%
Long-Term Debt Proceeds					
Proceeds from Certificates of Participation		8971	0.00	0.00	0.0%
Proceeds from Leases		8972	0.00	0.00	0.0%
Proceeds from Lease Revenue Bonds		8973	0.00	0.00	0.0%
All Other Financing Sources		8979	0.00	0.00	0.0%
(c) TOTAL, SOURCES			0.00	0.00	0.0%
USES					
Transfers of Funds from Lapsed/Reorganized LEAs		7651	0.00	0.00	0.0%
(d) TOTAL, USES			0.00	0.00	0.0%
CONTRIBUTIONS					
Contributions from Unrestricted Revenues		8980	0.00	0.00	0.0%
Contributions from Restricted Revenues		8990	0.00	0.00	0.0%
(e) TOTAL, CONTRIBUTIONS			0.00	0.00	0.0%
TOTAL, OTHER FINANCING SOURCES/USES (a - b + c - d + e)			(3,033,778.49)	0.00	-100.0%

Description	Function Codes	Object Codes	2021-22 Unaudited Actuals	2022-23 Budget	Percent Difference
A. REVENUES					
1) LCFF Sources		8010-8099	0.00	0.00	0.0%
2) Federal Revenue		8100-8299	0.00	0.00	0.0%
3) Other State Revenue		8300-8599	0.00	0.00	0.0%
4) Other Local Revenue		8600-8799	7,023.86	0.00	-100.0%
5) TOTAL, REVENUES			7,023.86	0.00	-100.0%
B. EXPENDITURES (Objects 1000-7999)					
1) Instruction	1000-1999		0.00	0.00	0.0%
2) Instruction - Related Services	2000-2999		0.00	0.00	0.0%
3) Pupil Services	3000-3999		0.00	0.00	0.0%
4) Ancillary Services	4000-4999		0.00	0.00	0.0%
5) Community Services	5000-5999		0.00	0.00	0.0%
6) Enterprise	6000-6999		0.00	0.00	0.0%
7) General Administration	7000-7999		0.00	0.00	0.0%
8) Plant Services	8000-8999		0.00	0.00	0.0%
9) Other Outgo	9000-9999	Except 7600-7699	0.00	0.00	0.0%
10) TOTAL, EXPENDITURES			0.00	0.00	0.0%
C. EXCESS (DEFICIENCY) OF REVENUES OVER EXPENDITURES BEFORE OTHER FINANCING SOURCES AND USES (A5 - B10)			7,023.86	0.00	-100.0%
D. OTHER FINANCING SOURCES/USES					
1) Interfund Transfers					
a) Transfers In		8900-8929	0.00	0.00	0.0%
b) Transfers Out		7600-7629	3,033,778.49	0.00	-100.0%
2) Other Sources/Uses					
a) Sources		8930-8979	0.00	0.00	0.0%
b) Uses		7630-7699	0.00	0.00	0.0%
3) Contributions		8980-8999	0.00	0.00	0.0%
4) TOTAL, OTHER FINANCING SOURCES/USES			(3,033,778.49)	0.00	-100.0%

Description	Function Codes	Object Codes	2021-22 Unaudited Actuals	2022-23 Budget	Percent Difference
E. NET INCREASE (DECREASE) IN FUND BALANCE (C + D4)			(3,026,754.63)	0.00	-100.0%
F. FUND BALANCE, RESERVES					
1) Beginning Fund Balance					
a) As of July 1 - Unaudited		9791	3,059,625.00	32,870.37	-98.9%
b) Audit Adjustments		9793	0.00	0.00	0.0%
c) As of July 1 - Audited (F1a + F1b)			3,059,625.00	32,870.37	-98.9%
d) Other Restatements		9795	0.00	0.00	0.0%
e) Adjusted Beginning Balance (F1c + F1d)			3,059,625.00	32,870.37	-98.9%
2) Ending Balance, June 30 (E + F1e)			32,870.37	32,870.37	0.0%
Components of Ending Fund Balance					
a) Nonspendable					
Revolving Cash		9711	0.00	0.00	0.0%
Stores		9712	0.00	0.00	0.0%
Prepaid Items		9713	0.00	0.00	0.0%
All Others		9719	0.00	0.00	0.0%
b) Restricted		9740	32,870.37	32,870.37	0.0%
c) Committed					
Stabilization Arrangements		9750	0.00	0.00	0.0%
Other Commitments (by Resource/Object)		9760	0.00	0.00	0.0%
d) Assigned					
Other Assignments (by Resource/Object)		9780	0.00	0.00	0.0%
e) Unassigned/Unappropriated					
Reserve for Economic Uncertainties		9789	0.00	0.00	0.0%
Unassigned/Unappropriated Amount		9790	0.00	0.00	0.0%

Resource	Description	2021-22	2022-23
		Unaudited Actuals	Budget
7710	State School Facilities Projects	32,870.37	32,870.37
Total, Restricted Balance		32,870.37	32,870.37

Description	Resource Codes	Object Codes	2021-22 Unaudited Actuals	2022-23 Budget	Percent Difference
A. REVENUES					
1) LCFF Sources		8010-8099	0.00	0.00	0.0%
2) Federal Revenue		8100-8299	0.00	0.00	0.0%
3) Other State Revenue		8300-8599	14,400.00	0.00	-100.0%
4) Other Local Revenue		8600-8799	1,338.93	0.00	-100.0%
5) TOTAL, REVENUES			15,738.93	0.00	-100.0%
B. EXPENDITURES					
1) Certificated Salaries		1000-1999	0.00	0.00	0.0%
2) Classified Salaries		2000-2999	0.00	0.00	0.0%
3) Employee Benefits		3000-3999	0.00	0.00	0.0%
4) Books and Supplies		4000-4999	0.00	0.00	0.0%
5) Services and Other Operating Expenditures		5000-5999	0.00	0.00	0.0%
6) Capital Outlay		6000-6999	241,119.70	0.00	-100.0%
7) Other Outgo (excluding Transfers of Indirect Costs)		7100-7299, 7400-7499	0.00	0.00	0.0%
8) Other Outgo - Transfers of Indirect Costs		7300-7399	0.00	0.00	0.0%
9) TOTAL, EXPENDITURES			241,119.70	0.00	-100.0%
C. EXCESS (DEFICIENCY) OF REVENUES OVER EXPENDITURES BEFORE OTHER FINANCING SOURCES AND USES (A5 - B9)			(225,380.77)	0.00	-100.0%
D. OTHER FINANCING SOURCES/USES					
1) Interfund Transfers					
a) Transfers In		8900-8929	0.00	0.00	0.0%
b) Transfers Out		7600-7629	0.00	0.00	0.0%
2) Other Sources/Uses					
a) Sources		8930-8979	1,500.00	0.00	-100.0%
b) Uses		7630-7699	0.00	0.00	0.0%
3) Contributions		8980-8999	0.00	0.00	0.0%
4) TOTAL, OTHER FINANCING SOURCES/USES			1,500.00	0.00	-100.0%

Description	Resource Codes	Object Codes	2021-22 Unaudited Actuals	2022-23 Budget	Percent Difference
E. NET INCREASE (DECREASE) IN FUND BALANCE (C + D4)			(223,880.77)	0.00	-100.0%
F. FUND BALANCE, RESERVES					
1) Beginning Fund Balance					
a) As of July 1 - Unaudited		9791	241,119.30	17,238.53	-92.9%
b) Audit Adjustments		9793	0.00	0.00	0.0%
c) As of July 1 - Audited (F1a + F1b)			241,119.30	17,238.53	-92.9%
d) Other Restatements		9795	0.00	0.00	0.0%
e) Adjusted Beginning Balance (F1c + F1d)			241,119.30	17,238.53	-92.9%
2) Ending Balance, June 30 (E + F1e)			17,238.53	17,238.53	0.0%
Components of Ending Fund Balance					
a) Nonspendable					
Revolving Cash		9711	0.00	0.00	0.0%
Stores		9712	0.00	0.00	0.0%
Prepaid Items		9713	0.00	0.00	0.0%
All Others		9719	0.00	0.00	0.0%
b) Restricted		9740	0.00	0.00	0.0%
c) Committed					
Stabilization Arrangements		9750	0.00	0.00	0.0%
Other Commitments		9760	0.00	0.00	0.0%
d) Assigned					
Other Assignments		9780	17,238.53	17,238.53	0.0%
Capital Outlay	0000	9780	17,238.53		
Capital Outlay	0000	9780		17,238.53	
e) Unassigned/Unappropriated					
Reserve for Economic Uncertainties		9789	0.00	0.00	0.0%
Unassigned/Unappropriated Amount		9790	0.00	0.00	0.0%

Description	Resource Codes	Object Codes	2021-22 Unaudited Actuals	2022-23 Budget	Percent Difference
G. ASSETS					
1) Cash					
a) in County Treasury		9110	13,274.76		
1) Fair Value Adjustment to Cash in County Treasury		9111	0.00		
b) in Banks		9120	0.00		
c) in Revolving Cash Account		9130	0.00		
d) with Fiscal Agent/Trustee		9135	0.00		
e) Collections Awaiting Deposit		9140	0.00		
2) Investments		9150	0.00		
3) Accounts Receivable		9200	3,963.77		
4) Due from Grantor Government		9290	0.00		
5) Due from Other Funds		9310	0.00		
6) Stores		9320	0.00		
7) Prepaid Expenditures		9330	0.00		
8) Other Current Assets		9340	0.00		
9) Lease Receivable		9380	0.00		
10) TOTAL, ASSETS			17,238.53		
H. DEFERRED OUTFLOWS OF RESOURCES					
1) Deferred Outflows of Resources		9490	0.00		
2) TOTAL, DEFERRED OUTFLOWS			0.00		
I. LIABILITIES					
1) Accounts Payable		9500	0.00		
2) Due to Grantor Governments		9590	0.00		
3) Due to Other Funds		9610	0.00		
4) Current Loans		9640	0.00		
5) Unearned Revenue		9650	0.00		
6) TOTAL, LIABILITIES			0.00		
J. DEFERRED INFLOWS OF RESOURCES					
1) Deferred Inflows of Resources		9690	0.00		
2) TOTAL, DEFERRED INFLOWS			0.00		
K. FUND EQUITY					
Ending Fund Balance, June 30					
(must agree with line F2) (G9 + H2) - (I6 + J2)			17,238.53		

Description	Resource Codes	Object Codes	2021-22 Unaudited Actuals	2022-23 Budget	Percent Difference
FEDERAL REVENUE					
FEMA		8281	0.00	0.00	0.0%
All Other Federal Revenue		8290	0.00	0.00	0.0%
TOTAL, FEDERAL REVENUE			0.00	0.00	0.0%
OTHER STATE REVENUE					
Pass-Through Revenues from State Sources		8587	0.00	0.00	0.0%
California Clean Energy Jobs Act	6230	8590	0.00	0.00	0.0%
All Other State Revenue	All Other	8590	14,400.00	0.00	-100.0%
TOTAL, OTHER STATE REVENUE			14,400.00	0.00	-100.0%
OTHER LOCAL REVENUE					
Other Local Revenue					
Community Redevelopment Funds Not Subject to LCFF Deduction		8625	0.00	0.00	0.0%
Sales					
Sale of Equipment/Supplies		8631	0.00	0.00	0.0%
Leases and Rentals		8650	0.00	0.00	0.0%
Interest		8660	1,338.93	0.00	-100.0%
Net Increase (Decrease) in the Fair Value of Investments		8662	0.00	0.00	0.0%
Other Local Revenue					
All Other Local Revenue		8699	0.00	0.00	0.0%
All Other Transfers In from All Others		8799	0.00	0.00	0.0%
TOTAL, OTHER LOCAL REVENUE			1,338.93	0.00	-100.0%
TOTAL, REVENUES			15,738.93	0.00	-100.0%

Description	Resource Codes	Object Codes	2021-22 Unaudited Actuals	2022-23 Budget	Percent Difference
CLASSIFIED SALARIES					
Classified Support Salaries		2200	0.00	0.00	0.0%
Classified Supervisors' and Administrators' Salaries		2300	0.00	0.00	0.0%
Clerical, Technical and Office Salaries		2400	0.00	0.00	0.0%
Other Classified Salaries		2900	0.00	0.00	0.0%
TOTAL, CLASSIFIED SALARIES			0.00	0.00	0.0%
EMPLOYEE BENEFITS					
STRS		3101-3102	0.00	0.00	0.0%
PERS		3201-3202	0.00	0.00	0.0%
OASDI/Medicare/Alternative		3301-3302	0.00	0.00	0.0%
Health and Welfare Benefits		3401-3402	0.00	0.00	0.0%
Unemployment Insurance		3501-3502	0.00	0.00	0.0%
Workers' Compensation		3601-3602	0.00	0.00	0.0%
OPEB, Allocated		3701-3702	0.00	0.00	0.0%
OPEB, Active Employees		3751-3752	0.00	0.00	0.0%
Other Employee Benefits		3901-3902	0.00	0.00	0.0%
TOTAL, EMPLOYEE BENEFITS			0.00	0.00	0.0%
BOOKS AND SUPPLIES					
Books and Other Reference Materials		4200	0.00	0.00	0.0%
Materials and Supplies		4300	0.00	0.00	0.0%
Noncapitalized Equipment		4400	0.00	0.00	0.0%
TOTAL, BOOKS AND SUPPLIES			0.00	0.00	0.0%

Description	Resource Codes	Object Codes	2021-22 Unaudited Actuals	2022-23 Budget	Percent Difference
SERVICES AND OTHER OPERATING EXPENDITURES					
Subagreements for Services		5100	0.00	0.00	0.0%
Travel and Conferences		5200	0.00	0.00	0.0%
Insurance		5400-5450	0.00	0.00	0.0%
Operations and Housekeeping Services		5500	0.00	0.00	0.0%
Rentals, Leases, Repairs, and Noncapitalized Improvements		5600	0.00	0.00	0.0%
Transfers of Direct Costs		5710	0.00	0.00	0.0%
Transfers of Direct Costs - Interfund		5750	0.00	0.00	0.0%
Professional/Consulting Services and Operating Expenditures		5800	0.00	0.00	0.0%
Communications		5900	0.00	0.00	0.0%
TOTAL, SERVICES AND OTHER OPERATING EXPENDITURES			0.00	0.00	0.0%
CAPITAL OUTLAY					
Land		6100	0.00	0.00	0.0%
Land Improvements		6170	0.00	0.00	0.0%
Buildings and Improvements of Buildings		6200	0.00	0.00	0.0%
Books and Media for New School Libraries or Major Expansion of School Libraries		6300	0.00	0.00	0.0%
Equipment		6400	241,119.70	0.00	-100.0%
Equipment Replacement		6500	0.00	0.00	0.0%
Lease Assets		6600	0.00	0.00	0.0%
TOTAL, CAPITAL OUTLAY			241,119.70	0.00	-100.0%
OTHER OUTGO (excluding Transfers of Indirect Costs)					
Other Transfers Out					
Transfers of Pass-Through Revenues To Districts or Charter Schools		7211	0.00	0.00	0.0%
To County Offices		7212	0.00	0.00	0.0%
To JPAs		7213	0.00	0.00	0.0%
All Other Transfers Out to All Others		7299	0.00	0.00	0.0%
Debt Service					
Debt Service - Interest		7438	0.00	0.00	0.0%
Other Debt Service - Principal		7439	0.00	0.00	0.0%
TOTAL, OTHER OUTGO (excluding Transfers of Indirect Costs)			0.00	0.00	0.0%
TOTAL, EXPENDITURES			241,119.70	0.00	-100.0%

Description	Resource Codes	Object Codes	2021-22 Unaudited Actuals	2022-23 Budget	Percent Difference
INTERFUND TRANSFERS					
INTERFUND TRANSFERS IN					
From: General Fund/CSSF		8912	0.00	0.00	0.0%
Other Authorized Interfund Transfers In		8919	0.00	0.00	0.0%
(a) TOTAL, INTERFUND TRANSFERS IN			0.00	0.00	0.0%
INTERFUND TRANSFERS OUT					
To: General Fund/CSSF		7612	0.00	0.00	0.0%
To: State School Building Fund/ County School Facilities Fund		7613	0.00	0.00	0.0%
Other Authorized Interfund Transfers Out		7619	0.00	0.00	0.0%
(b) TOTAL, INTERFUND TRANSFERS OUT			0.00	0.00	0.0%

Description	Resource Codes	Object Codes	2021-22 Unaudited Actuals	2022-23 Budget	Percent Difference
OTHER SOURCES/USES					
SOURCES					
Proceeds					
Proceeds from Disposal of Capital Assets		8953	1,500.00	0.00	-100.0%
Other Sources					
Transfers from Funds of Lapsed/Reorganized LEAs		8965	0.00	0.00	0.0%
Long-Term Debt Proceeds					
Proceeds from Certificates of Participation		8971	0.00	0.00	0.0%
Proceeds from Leases		8972	0.00	0.00	0.0%
Proceeds from Lease Revenue Bonds		8973	0.00	0.00	0.0%
All Other Financing Sources		8979	0.00	0.00	0.0%
(c) TOTAL, SOURCES			1,500.00	0.00	-100.0%
USES					
Transfers of Funds from Lapsed/Reorganized LEAs		7651	0.00	0.00	0.0%
All Other Financing Uses		7699	0.00	0.00	0.0%
(d) TOTAL, USES			0.00	0.00	0.0%
CONTRIBUTIONS					
Contributions from Unrestricted Revenues		8980	0.00	0.00	0.0%
Contributions from Restricted Revenues		8990	0.00	0.00	0.0%
(e) TOTAL, CONTRIBUTIONS			0.00	0.00	0.0%
TOTAL, OTHER FINANCING SOURCES/USES (a - b + c - d + e)			1,500.00	0.00	-100.0%

Description	Function Codes	Object Codes	2021-22 Unaudited Actuals	2022-23 Budget	Percent Difference
A. REVENUES					
1) LCFF Sources		8010-8099	0.00	0.00	0.0%
2) Federal Revenue		8100-8299	0.00	0.00	0.0%
3) Other State Revenue		8300-8599	14,400.00	0.00	-100.0%
4) Other Local Revenue		8600-8799	1,338.93	0.00	-100.0%
5) TOTAL, REVENUES			15,738.93	0.00	-100.0%
B. EXPENDITURES (Objects 1000-7999)					
1) Instruction	1000-1999		0.00	0.00	0.0%
2) Instruction - Related Services	2000-2999		0.00	0.00	0.0%
3) Pupil Services	3000-3999		0.00	0.00	0.0%
4) Ancillary Services	4000-4999		0.00	0.00	0.0%
5) Community Services	5000-5999		0.00	0.00	0.0%
6) Enterprise	6000-6999		0.00	0.00	0.0%
7) General Administration	7000-7999		0.00	0.00	0.0%
8) Plant Services	8000-8999		241,119.70	0.00	-100.0%
9) Other Outgo	9000-9999	Except 7600-7699	0.00	0.00	0.0%
10) TOTAL, EXPENDITURES			241,119.70	0.00	-100.0%
C. EXCESS (DEFICIENCY) OF REVENUES OVER EXPENDITURES BEFORE OTHER FINANCING SOURCES AND USES (A5 - B10)			(225,380.77)	0.00	-100.0%
D. OTHER FINANCING SOURCES/USES					
1) Interfund Transfers					
a) Transfers In		8900-8929	0.00	0.00	0.0%
b) Transfers Out		7600-7629	0.00	0.00	0.0%
2) Other Sources/Uses					
a) Sources		8930-8979	1,500.00	0.00	-100.0%
b) Uses		7630-7699	0.00	0.00	0.0%
3) Contributions		8980-8999	0.00	0.00	0.0%
4) TOTAL, OTHER FINANCING SOURCES/USES			1,500.00	0.00	-100.0%

Description	Function Codes	Object Codes	2021-22 Unaudited Actuals	2022-23 Budget	Percent Difference
E. NET INCREASE (DECREASE) IN FUND BALANCE (C + D4)			(223,880.77)	0.00	-100.0%
F. FUND BALANCE, RESERVES					
1) Beginning Fund Balance					
a) As of July 1 - Unaudited		9791	241,119.30	17,238.53	-92.9%
b) Audit Adjustments		9793	0.00	0.00	0.0%
c) As of July 1 - Audited (F1a + F1b)			241,119.30	17,238.53	-92.9%
d) Other Restatements		9795	0.00	0.00	0.0%
e) Adjusted Beginning Balance (F1c + F1d)			241,119.30	17,238.53	-92.9%
2) Ending Balance, June 30 (E + F1e)			17,238.53	17,238.53	0.0%
Components of Ending Fund Balance					
a) Nonspendable					
Revolving Cash		9711	0.00	0.00	0.0%
Stores		9712	0.00	0.00	0.0%
Prepaid Items		9713	0.00	0.00	0.0%
All Others		9719	0.00	0.00	0.0%
b) Restricted		9740	0.00	0.00	0.0%
c) Committed					
Stabilization Arrangements		9750	0.00	0.00	0.0%
Other Commitments (by Resource/Object)		9760	0.00	0.00	0.0%
d) Assigned					
Other Assignments (by Resource/Object)		9780	17,238.53	17,238.53	0.0%
Capital Outlay	0000	9780	17,238.53		
Capital Outlay	0000	9780		17,238.53	
e) Unassigned/Unappropriated					
Reserve for Economic Uncertainties		9789	0.00	0.00	0.0%
Unassigned/Unappropriated Amount		9790	0.00	0.00	0.0%

Resource	Description	2021-22	2022-23
		Unaudited Actuals	Budget
Total, Restricted Balance		0.00	0.00

Description	Resource Codes	Object Codes	2021-22 Unaudited Actuals	2022-23 Budget	Percent Difference
A. REVENUES					
1) LCFF Sources		8010-8099	0.00	0.00	0.0%
2) Federal Revenue		8100-8299	0.00	0.00	0.0%
3) Other State Revenue		8300-8599	0.00	0.00	0.0%
4) Other Local Revenue		8600-8799	4,141,430.85	4,114,188.00	-0.7%
5) TOTAL, REVENUES			4,141,430.85	4,114,188.00	-0.7%
B. EXPENDITURES					
1) Certificated Salaries		1000-1999	0.00	0.00	0.0%
2) Classified Salaries		2000-2999	0.00	0.00	0.0%
3) Employee Benefits		3000-3999	0.00	0.00	0.0%
4) Books and Supplies		4000-4999	0.00	0.00	0.0%
5) Services and Other Operating Expenditures		5000-5999	0.00	0.00	0.0%
6) Capital Outlay		6000-6999	0.00	0.00	0.0%
7) Other Outgo (excluding Transfers of Indirect Costs)		7100-7299, 7400-7499	5,425,638.76	5,521,431.26	1.8%
8) Other Outgo - Transfers of Indirect Costs		7300-7399	0.00	0.00	0.0%
9) TOTAL, EXPENDITURES			5,425,638.76	5,521,431.26	1.8%
C. EXCESS (DEFICIENCY) OF REVENUES OVER EXPENDITURES BEFORE OTHER FINANCING SOURCES AND USES (A5 - B9)			(1,284,207.91)	(1,407,243.26)	9.6%
D. OTHER FINANCING SOURCES/USES					
1) Interfund Transfers					
a) Transfers In		8900-8929	0.00	0.00	0.0%
b) Transfers Out		7600-7629	0.00	0.00	0.0%
2) Other Sources/Uses					
a) Sources		8930-8979	1,970,421.46	0.00	-100.0%
b) Uses		7630-7699	0.00	0.00	0.0%
3) Contributions		8980-8999	0.00	0.00	0.0%
4) TOTAL, OTHER FINANCING SOURCES/USES			1,970,421.46	0.00	-100.0%

Description	Resource Codes	Object Codes	2021-22 Unaudited Actuals	2022-23 Budget	Percent Difference
E. NET INCREASE (DECREASE) IN FUND BALANCE (C + D4)			686,213.55	(1,407,243.26)	-305.1%
F. FUND BALANCE, RESERVES					
1) Beginning Fund Balance					
a) As of July 1 - Unaudited		9791	4,224,906.67	4,911,120.22	16.2%
b) Audit Adjustments		9793	0.00	0.00	0.0%
c) As of July 1 - Audited (F1a + F1b)			4,224,906.67	4,911,120.22	16.2%
d) Other Restatements		9795	0.00	0.00	0.0%
e) Adjusted Beginning Balance (F1c + F1d)			4,224,906.67	4,911,120.22	16.2%
2) Ending Balance, June 30 (E + F1e)			4,911,120.22	3,503,876.96	-28.7%
Components of Ending Fund Balance					
a) Nonspendable					
Revolving Cash		9711	0.00	0.00	0.0%
Stores		9712	0.00	0.00	0.0%
Prepaid Items		9713	0.00	0.00	0.0%
All Others		9719	0.00	0.00	0.0%
b) Restricted		9740	0.00	0.00	0.0%
c) Committed					
Stabilization Arrangements		9750	0.00	0.00	0.0%
Other Commitments		9760	4,911,120.22	3,503,876.96	-28.7%
d) Assigned					
Other Assignments		9780	0.00	0.00	0.0%
e) Unassigned/Unappropriated					
Reserve for Economic Uncertainties		9789	0.00	0.00	0.0%
Unassigned/Unappropriated Amount		9790	0.00	0.00	0.0%

Description	Resource Codes	Object Codes	2021-22 Unaudited Actuals	2022-23 Budget	Percent Difference
G. ASSETS					
1) Cash					
a) in County Treasury		9110	4,911,120.22		
1) Fair Value Adjustment to Cash in County Treasury		9111	0.00		
b) in Banks		9120	0.00		
c) in Revolving Cash Account		9130	0.00		
d) with Fiscal Agent/Trustee		9135	0.00		
e) Collections Awaiting Deposit		9140	0.00		
2) Investments		9150	0.00		
3) Accounts Receivable		9200	0.00		
4) Due from Grantor Government		9290	0.00		
5) Due from Other Funds		9310	0.00		
6) Stores		9320	0.00		
7) Prepaid Expenditures		9330	0.00		
8) Other Current Assets		9340	0.00		
9) TOTAL, ASSETS			4,911,120.22		
H. DEFERRED OUTFLOWS OF RESOURCES					
1) Deferred Outflows of Resources		9490	0.00		
2) TOTAL, DEFERRED OUTFLOWS			0.00		
I. LIABILITIES					
1) Accounts Payable		9500	0.00		
2) Due to Grantor Governments		9590	0.00		
3) Due to Other Funds		9610	0.00		
4) Current Loans		9640	0.00		
5) Unearned Revenue		9650	0.00		
6) TOTAL, LIABILITIES			0.00		
J. DEFERRED INFLOWS OF RESOURCES					
1) Deferred Inflows of Resources		9690	0.00		
2) TOTAL, DEFERRED INFLOWS			0.00		
K. FUND EQUITY					
Ending Fund Balance, June 30 (must agree with line F2) (G9 + H2) - (I6 + J2)			4,911,120.22		

Description	Resource Codes	Object Codes	2021-22 Unaudited Actuals	2022-23 Budget	Percent Difference
FEDERAL REVENUE					
All Other Federal Revenue		8290	0.00	0.00	0.0%
TOTAL, FEDERAL REVENUE			0.00	0.00	0.0%
OTHER STATE REVENUE					
Tax Relief Subventions Voted Indebtedness Levies					
Homeowners' Exemptions		8571	0.00	0.00	0.0%
Other Subventions/In-Lieu Taxes		8572	0.00	0.00	0.0%
TOTAL, OTHER STATE REVENUE			0.00	0.00	0.0%
OTHER LOCAL REVENUE					
Other Local Revenue County and District Taxes Voted Indebtedness Levies Secured Roll		8611	3,895,249.83	3,906,991.00	0.3%
Unsecured Roll		8612	133,499.95	133,500.00	0.0%
Prior Years' Taxes		8613	73,695.78	73,697.00	0.0%
Supplemental Taxes		8614	38,985.29	0.00	-100.0%
Penalties and Interest from Delinquent Non-LCFF Taxes		8629	0.00	0.00	0.0%
Interest		8660	0.00	0.00	0.0%
Net Increase (Decrease) in the Fair Value of Investments		8662	0.00	0.00	0.0%
Other Local Revenue All Other Local Revenue		8699	0.00	0.00	0.0%
All Other Transfers In from All Others		8799	0.00	0.00	0.0%
TOTAL, OTHER LOCAL REVENUE			4,141,430.85	4,114,188.00	-0.7%
TOTAL, REVENUES			4,141,430.85	4,114,188.00	-0.7%

Description	Resource Codes	Object Codes	2021-22 Unaudited Actuals	2022-23 Budget	Percent Difference
OTHER OUTGO (excluding Transfers of Indirect Costs)					
Debt Service					
Bond Redemptions		7433	0.00	0.00	0.0%
Bond Interest and Other Service Charges		7434	0.00	0.00	0.0%
Debt Service - Interest		7438	2,120,638.76	2,011,431.26	-5.1%
Other Debt Service - Principal		7439	3,305,000.00	3,510,000.00	6.2%
TOTAL, OTHER OUTGO (excluding Transfers of Indirect Costs)			5,425,638.76	5,521,431.26	1.8%
TOTAL, EXPENDITURES			5,425,638.76	5,521,431.26	1.8%

Description	Resource Codes	Object Codes	2021-22 Unaudited Actuals	2022-23 Budget	Percent Difference
INTERFUND TRANSFERS					
INTERFUND TRANSFERS IN					
Other Authorized Interfund Transfers In		8919	0.00	0.00	0.0%
(a) TOTAL, INTERFUND TRANSFERS IN			0.00	0.00	0.0%
INTERFUND TRANSFERS OUT					
To: General Fund		7614	0.00	0.00	0.0%
Other Authorized Interfund Transfers Out		7619	0.00	0.00	0.0%
(b) TOTAL, INTERFUND TRANSFERS OUT			0.00	0.00	0.0%
OTHER SOURCES/USES					
SOURCES					
Other Sources					
Transfers from Funds of Lapsed/Reorganized LEAs		8965	0.00	0.00	0.0%
All Other Financing Sources		8979	1,970,421.46	0.00	-100.0%
(c) TOTAL, SOURCES			1,970,421.46	0.00	-100.0%
USES					
Transfers of Funds from Lapsed/Reorganized LEAs		7651	0.00	0.00	0.0%
All Other Financing Uses		7699	0.00	0.00	0.0%
(d) TOTAL, USES			0.00	0.00	0.0%
CONTRIBUTIONS					
Contributions from Unrestricted Revenues		8980	0.00	0.00	0.0%
Contributions from Restricted Revenues		8990	0.00	0.00	0.0%
(e) TOTAL, CONTRIBUTIONS			0.00	0.00	0.0%
TOTAL, OTHER FINANCING SOURCES/USES (a - b + c - d + e)			1,970,421.46	0.00	-100.0%

Description	Function Codes	Object Codes	2021-22 Unaudited Actuals	2022-23 Budget	Percent Difference
A. REVENUES					
1) LCFF Sources		8010-8099	0.00	0.00	0.0%
2) Federal Revenue		8100-8299	0.00	0.00	0.0%
3) Other State Revenue		8300-8599	0.00	0.00	0.0%
4) Other Local Revenue		8600-8799	4,141,430.85	4,114,188.00	-0.7%
5) TOTAL, REVENUES			4,141,430.85	4,114,188.00	-0.7%
B. EXPENDITURES (Objects 1000-7999)					
1) Instruction	1000-1999		0.00	0.00	0.0%
2) Instruction - Related Services	2000-2999		0.00	0.00	0.0%
3) Pupil Services	3000-3999		0.00	0.00	0.0%
4) Ancillary Services	4000-4999		0.00	0.00	0.0%
5) Community Services	5000-5999		0.00	0.00	0.0%
6) Enterprise	6000-6999		0.00	0.00	0.0%
7) General Administration	7000-7999		0.00	0.00	0.0%
8) Plant Services	8000-8999		0.00	0.00	0.0%
9) Other Outgo	9000-9999	Except 7600-7699	5,425,638.76	5,521,431.26	1.8%
10) TOTAL, EXPENDITURES			5,425,638.76	5,521,431.26	1.8%
C. EXCESS (DEFICIENCY) OF REVENUES OVER EXPENDITURES BEFORE OTHER FINANCING SOURCES AND USES (A5 - B10)			(1,284,207.91)	(1,407,243.26)	9.6%
D. OTHER FINANCING SOURCES/USES					
1) Interfund Transfers					
a) Transfers In		8900-8929	0.00	0.00	0.0%
b) Transfers Out		7600-7629	0.00	0.00	0.0%
2) Other Sources/Uses					
a) Sources		8930-8979	1,970,421.46	0.00	-100.0%
b) Uses		7630-7699	0.00	0.00	0.0%
3) Contributions		8980-8999	0.00	0.00	0.0%
4) TOTAL, OTHER FINANCING SOURCES/USES			1,970,421.46	0.00	-100.0%

Description	Function Codes	Object Codes	2021-22 Unaudited Actuals	2022-23 Budget	Percent Difference
E. NET INCREASE (DECREASE) IN FUND BALANCE (C + D4)			686,213.55	(1,407,243.26)	-305.1%
F. FUND BALANCE, RESERVES					
1) Beginning Fund Balance					
a) As of July 1 - Unaudited		9791	4,224,906.67	4,911,120.22	16.2%
b) Audit Adjustments		9793	0.00	0.00	0.0%
c) As of July 1 - Audited (F1a + F1b)			4,224,906.67	4,911,120.22	16.2%
d) Other Restatements		9795	0.00	0.00	0.0%
e) Adjusted Beginning Balance (F1c + F1d)			4,224,906.67	4,911,120.22	16.2%
2) Ending Balance, June 30 (E + F1e)			4,911,120.22	3,503,876.96	-28.7%
Components of Ending Fund Balance					
a) Nonspendable					
Revolving Cash		9711	0.00	0.00	0.0%
Stores		9712	0.00	0.00	0.0%
Prepaid Items		9713	0.00	0.00	0.0%
All Others		9719	0.00	0.00	0.0%
b) Restricted		9740	0.00	0.00	0.0%
c) Committed					
Stabilization Arrangements		9750	0.00	0.00	0.0%
Other Commitments (by Resource/Object)		9760	4,911,120.22	3,503,876.96	-28.7%
d) Assigned					
Other Assignments (by Resource/Object)		9780	0.00	0.00	0.0%
e) Unassigned/Unappropriated					
Reserve for Economic Uncertainties		9789	0.00	0.00	0.0%
Unassigned/Unappropriated Amount		9790	0.00	0.00	0.0%

Resource	Description	2021-22	2022-23
		Unaudited Actuals	Budget
Total, Restricted Balance		0.00	0.00

Description	Resource Codes	Object Codes	2021-22 Unaudited Actuals	2022-23 Budget	Percent Difference
A. REVENUES					
1) LCFF Sources		8010-8099	0.00	0.00	0.0%
2) Federal Revenue		8100-8299	0.00	0.00	0.0%
3) Other State Revenue		8300-8599	0.00	0.00	0.0%
4) Other Local Revenue		8600-8799	730,773.02	604,615.00	-17.3%
5) TOTAL, REVENUES			730,773.02	604,615.00	-17.3%
B. EXPENSES					
1) Certificated Salaries		1000-1999	0.00	0.00	0.0%
2) Classified Salaries		2000-2999	0.00	0.00	0.0%
3) Employee Benefits		3000-3999	0.00	0.00	0.0%
4) Books and Supplies		4000-4999	0.00	0.00	0.0%
5) Services and Other Operating Expenses		5000-5999	754,538.83	650,665.00	-13.8%
6) Depreciation and Amortization		6000-6999	0.00	0.00	0.0%
7) Other Outgo (excluding Transfers of Indirect Costs)		7100-7299, 7400-7499	0.00	0.00	0.0%
8) Other Outgo - Transfers of Indirect Costs		7300-7399	0.00	0.00	0.0%
9) TOTAL, EXPENSES			754,538.83	650,665.00	-13.8%
C. EXCESS (DEFICIENCY) OF REVENUES OVER EXPENSES BEFORE OTHER FINANCING SOURCES AND USES (A5 - B9)			(23,765.81)	(46,050.00)	93.8%
D. OTHER FINANCING SOURCES/USES					
1) Interfund Transfers					
a) Transfers In		8900-8929	0.00	0.00	0.0%
b) Transfers Out		7600-7629	0.00	0.00	0.0%
2) Other Sources/Uses					
a) Sources		8930-8979	0.00	0.00	0.0%
b) Uses		7630-7699	0.00	0.00	0.0%
3) Contributions		8980-8999	0.00	0.00	0.0%
4) TOTAL, OTHER FINANCING SOURCES/USES			0.00	0.00	0.0%

Description	Resource Codes	Object Codes	2021-22 Unaudited Actuals	2022-23 Budget	Percent Difference
E. NET INCREASE (DECREASE) IN NET POSITION (C + D4)			(23,765.81)	(46,050.00)	93.8%
F. NET POSITION					
1) Beginning Net Position					
a) As of July 1 - Unaudited		9791	1,326,069.11	1,302,303.30	-1.8%
b) Audit Adjustments		9793	0.00	0.00	0.0%
c) As of July 1 - Audited (F1a + F1b)			1,326,069.11	1,302,303.30	-1.8%
d) Other Restatements		9795	0.00	0.00	0.0%
e) Adjusted Beginning Net Position (F1c + F1d)			1,326,069.11	1,302,303.30	-1.8%
2) Ending Net Position, June 30 (E + F1e)			1,302,303.30	1,256,253.30	-3.5%
Components of Ending Net Position					
a) Net Investment in Capital Assets		9796	0.00	0.00	0.0%
b) Restricted Net Position		9797	0.00	0.00	0.0%
c) Unrestricted Net Position		9790	1,302,303.30	1,256,253.30	-3.5%

Description	Resource Codes	Object Codes	2021-22 Unaudited Actuals	2022-23 Budget	Percent Difference
G. ASSETS					
1) Cash					
a) in County Treasury		9110	1,117,709.28		
1) Fair Value Adjustment to Cash in County Treasury		9111	0.00		
b) in Banks		9120	0.00		
c) in Revolving Cash Account		9130	0.00		
d) with Fiscal Agent/Trustee		9135	170,025.73		
e) Collections Awaiting Deposit		9140	0.00		
2) Investments		9150	0.00		
3) Accounts Receivable		9200	14,568.29		
4) Due from Grantor Government		9290	0.00		
5) Due from Other Funds		9310	0.00		
6) Stores		9320	0.00		
7) Prepaid Expenditures		9330	0.00		
8) Other Current Assets		9340	0.00		
9) Lease Receivable		9380	0.00		
10) Fixed Assets					
a) Land		9410	0.00		
b) Land Improvements		9420	0.00		
c) Accumulated Depreciation - Land Improvements		9425	0.00		
d) Buildings		9430	0.00		
e) Accumulated Depreciation - Buildings		9435	0.00		
f) Equipment		9440	0.00		
g) Accumulated Depreciation - Equipment		9445	0.00		
h) Work in Progress		9450	0.00		
i) Lease Assets		9460	0.00		
j) Accumulated Amortization-Lease Assets		9465	0.00		
10) TOTAL, ASSETS			1,302,303.30		
H. DEFERRED OUTFLOWS OF RESOURCES					
1) Deferred Outflows of Resources		9490	0.00		
2) TOTAL, DEFERRED OUTFLOWS			0.00		

Description	Resource Codes	Object Codes	2021-22 Unaudited Actuals	2022-23 Budget	Percent Difference
I. LIABILITIES					
1) Accounts Payable		9500	0.00		
2) Due to Grantor Governments		9590	0.00		
3) Due to Other Funds		9610	0.00		
4) Current Loans		9640			
5) Unearned Revenue		9650	0.00		
6) Long-Term Liabilities					
a) Net Pension Liability		9663	0.00		
b) Total/Net OPEB Liability		9664	0.00		
c) Compensated Absences		9665	0.00		
d) COPs Payable		9666	0.00		
e) Leases Payable		9667	0.00		
f) Lease Revenue Bonds Payable		9668	0.00		
g) Other General Long-Term Liabilities		9669	0.00		
7) TOTAL, LIABILITIES			0.00		
J. DEFERRED INFLOWS OF RESOURCES					
1) Deferred Inflows of Resources		9690	0.00		
2) TOTAL, DEFERRED INFLOWS			0.00		
K. NET POSITION					
Net Position, June 30 (must agree with line F2) (G10 + H2) - (I7 + J2)			1,302,303.30		

Description	Resource Codes	Object Codes	2021-22 Unaudited Actuals	2022-23 Budget	Percent Difference
OTHER STATE REVENUE					
STRS On-Behalf Pension Contributions	7690	8590	0.00	0.00	0.0%
All Other State Revenue	All Other	8590	0.00	0.00	0.0%
TOTAL, OTHER STATE REVENUE			0.00	0.00	0.0%
OTHER LOCAL REVENUE					
Other Local Revenue					
Sales					
Sale of Equipment/Supplies		8631	0.00	0.00	0.0%
Interest		8660	7,594.36	1,730.00	-77.2%
Net Increase (Decrease) in the Fair Value of Investments		8662	0.00	0.00	0.0%
Fees and Contracts					
In-District Premiums/ Contributions		8674	723,178.66	602,885.00	-16.6%
All Other Fees and Contracts		8689	0.00	0.00	0.0%
Other Local Revenue					
All Other Local Revenue		8699	0.00	0.00	0.0%
All Other Transfers In from All Others		8799	0.00	0.00	0.0%
TOTAL, OTHER LOCAL REVENUE			730,773.02	604,615.00	-17.3%
TOTAL, REVENUES			730,773.02	604,615.00	-17.3%

Description	Resource Codes	Object Codes	2021-22 Unaudited Actuals	2022-23 Budget	Percent Difference
CERTIFICATED SALARIES					
Certificated Pupil Support Salaries		1200	0.00	0.00	0.0%
Certificated Supervisors' and Administrators' Salaries		1300	0.00	0.00	0.0%
TOTAL, CERTIFICATED SALARIES			0.00	0.00	0.0%
CLASSIFIED SALARIES					
Classified Support Salaries		2200	0.00	0.00	0.0%
Classified Supervisors' and Administrators' Salaries		2300	0.00	0.00	0.0%
Clerical, Technical and Office Salaries		2400	0.00	0.00	0.0%
Other Classified Salaries		2900	0.00	0.00	0.0%
TOTAL, CLASSIFIED SALARIES			0.00	0.00	0.0%
EMPLOYEE BENEFITS					
STRS		3101-3102	0.00	0.00	0.0%
PERS		3201-3202	0.00	0.00	0.0%
OASDI/Medicare/Alternative		3301-3302	0.00	0.00	0.0%
Health and Welfare Benefits		3401-3402	0.00	0.00	0.0%
Unemployment Insurance		3501-3502	0.00	0.00	0.0%
Workers' Compensation		3601-3602	0.00	0.00	0.0%
OPEB, Allocated		3701-3702	0.00	0.00	0.0%
OPEB, Active Employees		3751-3752	0.00	0.00	0.0%
Other Employee Benefits		3901-3902	0.00	0.00	0.0%
TOTAL, EMPLOYEE BENEFITS			0.00	0.00	0.0%
BOOKS AND SUPPLIES					
Books and Other Reference Materials		4200	0.00	0.00	0.0%
Materials and Supplies		4300	0.00	0.00	0.0%
Noncapitalized Equipment		4400	0.00	0.00	0.0%
TOTAL, BOOKS AND SUPPLIES			0.00	0.00	0.0%

Description	Resource Codes	Object Codes	2021-22 Unaudited Actuals	2022-23 Budget	Percent Difference
SERVICES AND OTHER OPERATING EXPENSES					
Subagreements for Services		5100	0.00	0.00	0.0%
Travel and Conferences		5200	0.00	0.00	0.0%
Dues and Memberships		5300	0.00	0.00	0.0%
Insurance		5400-5450	0.00	0.00	0.0%
Operations and Housekeeping Services		5500	0.00	0.00	0.0%
Rentals, Leases, Repairs, and Noncapitalized Improvements		5600	0.00	0.00	0.0%
Transfers of Direct Costs - Interfund		5750	0.00	0.00	0.0%
Professional/Consulting Services and Operating Expenditures		5800	754,538.83	650,665.00	-13.8%
Communications		5900	0.00	0.00	0.0%
TOTAL, SERVICES AND OTHER OPERATING EXPENSES			754,538.83	650,665.00	-13.8%
DEPRECIATION AND AMORTIZATION					
Depreciation Expense		6900	0.00	0.00	0.0%
Amortization Expense-Lease Assets		6910	0.00	0.00	0.0%
TOTAL, DEPRECIATION AND AMORTIZATION			0.00	0.00	0.0%
TOTAL, EXPENSES			754,538.83	650,665.00	-13.8%

Description	Resource Codes	Object Codes	2021-22 Unaudited Actuals	2022-23 Budget	Percent Difference
INTERFUND TRANSFERS					
INTERFUND TRANSFERS IN					
Other Authorized Interfund Transfers In		8919	0.00	0.00	0.0%
(a) TOTAL, INTERFUND TRANSFERS IN			0.00	0.00	0.0%
INTERFUND TRANSFERS OUT					
Other Authorized Interfund Transfers Out		7619	0.00	0.00	0.0%
(b) TOTAL, INTERFUND TRANSFERS OUT			0.00	0.00	0.0%
OTHER SOURCES/USES					
SOURCES					
Other Sources					
Transfers from Funds of Lapsed/Reorganized LEAs		8965	0.00	0.00	0.0%
(c) TOTAL, SOURCES			0.00	0.00	0.0%
USES					
Transfers of Funds from Lapsed/Reorganized LEAs		7651	0.00	0.00	0.0%
(d) TOTAL, USES			0.00	0.00	0.0%
CONTRIBUTIONS					
Contributions from Unrestricted Revenues		8980	0.00	0.00	0.0%
Contributions from Restricted Revenues		8990	0.00	0.00	0.0%
(e) TOTAL, CONTRIBUTIONS			0.00	0.00	0.0%
TOTAL, OTHER FINANCING SOURCES/USES (a - b + c - d + e)			0.00	0.00	0.0%

Description	Function Codes	Object Codes	2021-22 Unaudited Actuals	2022-23 Budget	Percent Difference
A. REVENUES					
1) LCFF Sources		8010-8099	0.00	0.00	0.0%
2) Federal Revenue		8100-8299	0.00	0.00	0.0%
3) Other State Revenue		8300-8599	0.00	0.00	0.0%
4) Other Local Revenue		8600-8799	730,773.02	604,615.00	-17.3%
5) TOTAL, REVENUES			730,773.02	604,615.00	-17.3%
B. EXPENSES (Objects 1000-7999)					
1) Instruction	1000-1999		0.00	0.00	0.0%
2) Instruction - Related Services	2000-2999		0.00	0.00	0.0%
3) Pupil Services	3000-3999		0.00	0.00	0.0%
4) Ancillary Services	4000-4999		0.00	0.00	0.0%
5) Community Services	5000-5999		0.00	0.00	0.0%
6) Enterprise	6000-6999		754,538.83	650,665.00	-13.8%
7) General Administration	7000-7999		0.00	0.00	0.0%
8) Plant Services	8000-8999		0.00	0.00	0.0%
9) Other Outgo	9000-9999	Except 7600-7699	0.00	0.00	0.0%
10) TOTAL, EXPENSES			754,538.83	650,665.00	-13.8%
C. EXCESS (DEFICIENCY) OF REVENUES OVER EXPENSES BEFORE OTHER FINANCING SOURCES AND USES (A5 - B10)			(23,765.81)	(46,050.00)	93.8%
D. OTHER FINANCING SOURCES/USES					
1) Interfund Transfers					
a) Transfers In		8900-8929	0.00	0.00	0.0%
b) Transfers Out		7600-7629	0.00	0.00	0.0%
2) Other Sources/Uses					
a) Sources		8930-8979	0.00	0.00	0.0%
b) Uses		7630-7699	0.00	0.00	0.0%
3) Contributions		8980-8999	0.00	0.00	0.0%
4) TOTAL, OTHER FINANCING SOURCES/USES			0.00	0.00	0.0%

Description	Function Codes	Object Codes	2021-22 Unaudited Actuals	2022-23 Budget	Percent Difference
E. NET INCREASE (DECREASE) IN NET POSITION (C + D4)			(23,765.81)	(46,050.00)	93.8%
F. NET POSITION					
1) Beginning Net Position					
a) As of July 1 - Unaudited		9791	1,326,069.11	1,302,303.30	-1.8%
b) Audit Adjustments		9793	0.00	0.00	0.0%
c) As of July 1 - Audited (F1a + F1b)			1,326,069.11	1,302,303.30	-1.8%
d) Other Restatements		9795	0.00	0.00	0.0%
e) Adjusted Beginning Net Position (F1c + F1d)			1,326,069.11	1,302,303.30	-1.8%
2) Ending Net Position, June 30 (E + F1e)			1,302,303.30	1,256,253.30	-3.5%
Components of Ending Net Position					
a) Net Investment in Capital Assets		9796	0.00	0.00	0.0%
b) Restricted Net Position		9797	0.00	0.00	0.0%
c) Unrestricted Net Position		9790	1,302,303.30	1,256,253.30	-3.5%

Resource	Description	2021-22	2022-23
		Unaudited Actuals	Budget
Total, Restricted Net Position		0.00	0.00

Description	Resource Codes	Object Codes	2021-22 Unaudited Actuals	2022-23 Budget	Percent Difference
A. REVENUES					
1) LCFF Sources		8010-8099	0.00	0.00	0.0%
2) Federal Revenue		8100-8299	0.00	0.00	0.0%
3) Other State Revenue		8300-8599	0.00	0.00	0.0%
4) Other Local Revenue		8600-8799	65,282.97	0.00	-100.0%
5) TOTAL, REVENUES			65,282.97	0.00	-100.0%
B. EXPENSES					
1) Certificated Salaries		1000-1999	0.00	0.00	0.0%
2) Classified Salaries		2000-2999	0.00	0.00	0.0%
3) Employee Benefits		3000-3999	0.00	0.00	0.0%
4) Books and Supplies		4000-4999	33,311.59	0.00	-100.0%
5) Services and Other Operating Expenses		5000-5999	0.00	0.00	0.0%
6) Depreciation and Amortization		6000-6999	0.00	0.00	0.0%
7) Other Outgo (excluding Transfers of Indirect Costs)		7100-7299, 7400-7499	0.00	0.00	0.0%
8) Other Outgo - Transfers of Indirect Costs		7300-7399	0.00	0.00	0.0%
9) TOTAL, EXPENSES			33,311.59	0.00	-100.0%
C. EXCESS (DEFICIENCY) OF REVENUES OVER EXPENSES BEFORE OTHER FINANCING SOURCES AND USES (A5 - B9)			31,971.38	0.00	-100.0%
D. OTHER FINANCING SOURCES/USES					
1) Interfund Transfers					
a) Transfers In		8900-8929	0.00	0.00	0.0%
b) Transfers Out		7600-7629	0.00	0.00	0.0%
2) Other Sources/Uses					
a) Sources		8930-8979	0.00	0.00	0.0%
b) Uses		7630-7699	0.00	0.00	0.0%
3) Contributions		8980-8999	0.00	0.00	0.0%
4) TOTAL, OTHER FINANCING SOURCES/USES			0.00	0.00	0.0%

Description	Resource Codes	Object Codes	2021-22 Unaudited Actuals	2022-23 Budget	Percent Difference
E. NET INCREASE (DECREASE) IN NET POSITION (C + D4)			31,971.38	0.00	-100.0%
F. NET POSITION					
1) Beginning Net Position					
a) As of July 1 - Unaudited		9791	0.00	241,486.29	New
b) Audit Adjustments		9793	0.00	0.00	0.0%
c) As of July 1 - Audited (F1a + F1b)			0.00	241,486.29	New
d) Other Restatements		9795	209,514.91	0.00	-100.0%
e) Adjusted Beginning Net Position (F1c + F1d)			209,514.91	241,486.29	15.3%
2) Ending Net Position, June 30 (E + F1e)			241,486.29	241,486.29	0.0%
Components of Ending Net Position					
a) Net Investment in Capital Assets		9796	0.00	0.00	0.0%
b) Restricted Net Position		9797	231,425.44	231,425.44	0.0%
c) Unrestricted Net Position		9790	10,060.85	10,060.85	0.0%

Description	Resource Codes	Object Codes	2021-22 Unaudited Actuals	2022-23 Budget	Percent Difference
G. ASSETS					
1) Cash					
a) in County Treasury		9110	237,562.20		
1) Fair Value Adjustment to Cash in County Treasury		9111	0.00		
b) in Banks		9120	0.00		
c) in Revolving Cash Account		9130	0.00		
d) with Fiscal Agent/Trustee		9135	0.00		
e) Collections Awaiting Deposit		9140	0.00		
2) Investments		9150	0.00		
3) Accounts Receivable		9200	4,070.83		
4) Due from Grantor Government		9290	0.00		
5) Due from Other Funds		9310	0.00		
6) Stores		9320	0.00		
7) Prepaid Expenditures		9330	0.00		
8) Other Current Assets		9340	0.00		
9) Lease Receivable		9380	0.00		
10) Fixed Assets					
a) Land		9410	0.00		
b) Land Improvements		9420	0.00		
c) Accumulated Depreciation - Land Improvements		9425	0.00		
d) Buildings		9430	0.00		
e) Accumulated Depreciation - Buildings		9435	0.00		
f) Equipment		9440	0.00		
g) Accumulated Depreciation - Equipment		9445	0.00		
h) Work in Progress		9450	0.00		
i) Lease Assets		9460	0.00		
j) Accumulated Amortization-Lease Assets		9465	0.00		
10) TOTAL, ASSETS			241,633.03		
H. DEFERRED OUTFLOWS OF RESOURCES					
1) Deferred Outflows of Resources		9490	0.00		
2) TOTAL, DEFERRED OUTFLOWS			0.00		

Description	Resource Codes	Object Codes	2021-22 Unaudited Actuals	2022-23 Budget	Percent Difference
I. LIABILITIES					
1) Accounts Payable		9500	146.74		
2) Due to Grantor Governments		9590	0.00		
3) Due to Other Funds		9610	0.00		
4) Current Loans		9640			
5) Unearned Revenue		9650	0.00		
6) Long-Term Liabilities					
a) Net Pension Liability		9663	0.00		
b) Total/Net OPEB Liability		9664	0.00		
c) Compensated Absences		9665	0.00		
d) COPs Payable		9666	0.00		
e) Leases Payable		9667	0.00		
f) Lease Revenue Bonds Payable		9668	0.00		
g) Other General Long-Term Liabilities		9669	0.00		
7) TOTAL, LIABILITIES			146.74		
J. DEFERRED INFLOWS OF RESOURCES					
1) Deferred Inflows of Resources		9690	0.00		
2) TOTAL, DEFERRED INFLOWS			0.00		
K. NET POSITION					
Net Position, June 30 (must agree with line F2) (G10 + H2) - (I7 + J2)			241,486.29		

Description	Resource Codes	Object Codes	2021-22 Unaudited Actuals	2022-23 Budget	Percent Difference
OTHER STATE REVENUE					
STRS On-Behalf Pension Contributions	7690	8590	0.00	0.00	0.0%
All Other State Revenue	All Other	8590	0.00	0.00	0.0%
TOTAL, OTHER STATE REVENUE			0.00	0.00	0.0%
OTHER LOCAL REVENUE					
Other Local Revenue					
Sales					
Sale of Equipment/Supplies		8631	0.00	0.00	0.0%
Interest		8660	1,852.74	0.00	-100.0%
Net Increase (Decrease) in the Fair Value of Investments		8662	0.00	0.00	0.0%
Other Local Revenue					
All Other Local Revenue		8699	63,430.23	0.00	-100.0%
TOTAL, OTHER LOCAL REVENUE			65,282.97	0.00	-100.0%
TOTAL, REVENUES			65,282.97	0.00	-100.0%

Description	Resource Codes	Object Codes	2021-22 Unaudited Actuals	2022-23 Budget	Percent Difference
CERTIFICATED SALARIES					
Certificated Teachers' Salaries		1100	0.00	0.00	0.0%
Certificated Pupil Support Salaries		1200	0.00	0.00	0.0%
Certificated Supervisors' and Administrators' Salaries		1300	0.00	0.00	0.0%
Other Certificated Salaries		1900	0.00	0.00	0.0%
TOTAL, CERTIFICATED SALARIES			0.00	0.00	0.0%
CLASSIFIED SALARIES					
Classified Instructional Salaries		2100	0.00	0.00	0.0%
Classified Support Salaries		2200	0.00	0.00	0.0%
Classified Supervisors' and Administrators' Salaries		2300	0.00	0.00	0.0%
Clerical, Technical and Office Salaries		2400	0.00	0.00	0.0%
Other Classified Salaries		2900	0.00	0.00	0.0%
TOTAL, CLASSIFIED SALARIES			0.00	0.00	0.0%
EMPLOYEE BENEFITS					
STRS		3101-3102	0.00	0.00	0.0%
PERS		3201-3202	0.00	0.00	0.0%
OASDI/Medicare/Alternative		3301-3302	0.00	0.00	0.0%
Health and Welfare Benefits		3401-3402	0.00	0.00	0.0%
Unemployment Insurance		3501-3502	0.00	0.00	0.0%
Workers' Compensation		3601-3602	0.00	0.00	0.0%
OPEB, Allocated		3701-3702	0.00	0.00	0.0%
OPEB, Active Employees		3751-3752	0.00	0.00	0.0%
Other Employee Benefits		3901-3902	0.00	0.00	0.0%
TOTAL, EMPLOYEE BENEFITS			0.00	0.00	0.0%
BOOKS AND SUPPLIES					
Approved Textbooks and Core Curricula Materials		4100	0.00	0.00	0.0%
Books and Other Reference Materials		4200	0.00	0.00	0.0%
Materials and Supplies		4300	33,311.59	0.00	-100.0%
Noncapitalized Equipment		4400	0.00	0.00	0.0%
Food		4700	0.00	0.00	0.0%
TOTAL, BOOKS AND SUPPLIES			33,311.59	0.00	-100.0%

Description	Resource Codes	Object Codes	2021-22 Unaudited Actuals	2022-23 Budget	Percent Difference
SERVICES AND OTHER OPERATING EXPENSES					
Subagreements for Services		5100	0.00	0.00	0.0%
Travel and Conferences		5200	0.00	0.00	0.0%
Dues and Memberships		5300	0.00	0.00	0.0%
Insurance		5400-5450	0.00	0.00	0.0%
Operations and Housekeeping Services		5500	0.00	0.00	0.0%
Rentals, Leases, Repairs, and Noncapitalized Improvements		5600	0.00	0.00	0.0%
Transfers of Direct Costs		5710	0.00	0.00	0.0%
Transfers of Direct Costs - Interfund		5750	0.00	0.00	0.0%
Professional/Consulting Services and Operating Expenditures		5800	0.00	0.00	0.0%
Communications		5900	0.00	0.00	0.0%
TOTAL, SERVICES AND OTHER OPERATING EXPENSES			0.00	0.00	0.0%
DEPRECIATION AND AMORTIZATION					
Depreciation Expense		6900	0.00	0.00	0.0%
Amortization Expense-Lease Assets		6910	0.00	0.00	0.0%
TOTAL, DEPRECIATION AND AMORTIZATION			0.00	0.00	0.0%
OTHER OUTGO (excluding Transfers of Indirect Costs)					
All Other Transfers Out to All Others		7299	0.00	0.00	0.0%
TOTAL, OTHER OUTGO (excluding Transfers of Indirect Costs)			0.00	0.00	0.0%
TOTAL, EXPENSES			33,311.59	0.00	-100.0%

Description	Resource Codes	Object Codes	2021-22 Unaudited Actuals	2022-23 Budget	Percent Difference
INTERFUND TRANSFERS					
INTERFUND TRANSFERS IN					
Other Authorized Interfund Transfers In		8919	0.00	0.00	0.0%
(a) TOTAL, INTERFUND TRANSFERS IN			0.00	0.00	0.0%
OTHER SOURCES/USES					
SOURCES					
Other Sources					
Transfers from Funds of Lapsed/Reorganized LEAs		8965	0.00	0.00	0.0%
All Other Financing Sources		8979	0.00	0.00	0.0%
(c) TOTAL, SOURCES			0.00	0.00	0.0%
USES					
Transfers of Funds from Lapsed/Reorganized LEAs		7651	0.00	0.00	0.0%
All Other Financing Uses		7699	0.00	0.00	0.0%
(d) TOTAL, USES			0.00	0.00	0.0%
CONTRIBUTIONS					
Contributions from Unrestricted Revenues		8980	0.00	0.00	0.0%
Contributions from Restricted Revenues		8990	0.00	0.00	0.0%
(e) TOTAL, CONTRIBUTIONS			0.00	0.00	0.0%
TOTAL, OTHER FINANCING SOURCES/USES (a + c - d + e)			0.00	0.00	0.0%

Description	Function Codes	Object Codes	2021-22 Unaudited Actuals	2022-23 Budget	Percent Difference
A. REVENUES					
1) LCFF Sources		8010-8099	0.00	0.00	0.0%
2) Federal Revenue		8100-8299	0.00	0.00	0.0%
3) Other State Revenue		8300-8599	0.00	0.00	0.0%
4) Other Local Revenue		8600-8799	65,282.97	0.00	-100.0%
5) TOTAL, REVENUES			65,282.97	0.00	-100.0%
B. EXPENSES (Objects 1000-7999)					
1) Instruction	1000-1999		12,764.62	0.00	-100.0%
2) Instruction - Related Services	2000-2999		17,610.21	0.00	-100.0%
3) Pupil Services	3000-3999		0.00	0.00	0.0%
4) Ancillary Services	4000-4999		0.00	0.00	0.0%
5) Community Services	5000-5999		2,936.76	0.00	-100.0%
6) Enterprise	6000-6999		0.00	0.00	0.0%
7) General Administration	7000-7999		0.00	0.00	0.0%
8) Plant Services	8000-8999		0.00	0.00	0.0%
9) Other Outgo	9000-9999	Except 7600-7699	0.00	0.00	0.0%
10) TOTAL, EXPENSES			33,311.59	0.00	-100.0%
C. EXCESS (DEFICIENCY) OF REVENUES OVER EXPENSES BEFORE OTHER FINANCING SOURCES AND USES (A5 - B10)			31,971.38	0.00	-100.0%
D. OTHER FINANCING SOURCES/USES					
1) Interfund Transfers					
a) Transfers In		8900-8929	0.00	0.00	0.0%
b) Transfers Out		7600-7629	0.00	0.00	0.0%
2) Other Sources/Uses					
a) Sources		8930-8979	0.00	0.00	0.0%
b) Uses		7630-7699	0.00	0.00	0.0%
3) Contributions		8980-8999	0.00	0.00	0.0%
4) TOTAL, OTHER FINANCING SOURCES/USES			0.00	0.00	0.0%

Description	Function Codes	Object Codes	2021-22 Unaudited Actuals	2022-23 Budget	Percent Difference
E. NET INCREASE (DECREASE) IN NET POSITION (C + D4)			31,971.38	0.00	-100.0%
F. NET POSITION					
1) Beginning Net Position					
a) As of July 1 - Unaudited		9791	0.00	241,486.29	New
b) Audit Adjustments		9793	0.00	0.00	0.0%
c) As of July 1 - Audited (F1a + F1b)			0.00	241,486.29	New
d) Other Restatements		9795	209,514.91	0.00	-100.0%
e) Adjusted Beginning Net Position (F1c + F1d)			209,514.91	241,486.29	15.3%
2) Ending Net Position, June 30 (E + F1e)			241,486.29	241,486.29	0.0%
Components of Ending Net Position					
a) Net Investment in Capital Assets		9796	0.00	0.00	0.0%
b) Restricted Net Position		9797	231,425.44	231,425.44	0.0%
c) Unrestricted Net Position		9790	10,060.85	10,060.85	0.0%

Resource	Description	2021-22	2022-23
		Unaudited Actuals	Budget
9010	Other Restricted Local	231,425.44	231,425.44
Total, Restricted Net Position		231,425.44	231,425.44

Description	2021-22 Unaudited Actuals			2022-23 Budget		
	P-2 ADA	Annual ADA	Funded ADA	Estimated P-2 ADA	Estimated Annual ADA	Estimated Funded ADA
A. DISTRICT						
1. Total District Regular ADA Includes Opportunity Classes, Home & Hospital, Special Day Class, Continuation Education, Special Education NPS/LCI and Extended Year, and Community Day School (includes Necessary Small School ADA)	3,211.64	3,114.04	3,449.54	3,401.90	3,385.00	3,492.02
2. Total Basic Aid Choice/Court Ordered Voluntary Pupil Transfer Regular ADA Includes Opportunity Classes, Home & Hospital, Special Day Class, Continuation Education, Special Education NPS/LCI and Extended Year, and Community Day School (ADA not included in Line A1 above)						
3. Total Basic Aid Open Enrollment Regular ADA Includes Opportunity Classes, Home & Hospital, Special Day Class, Continuation Education, Special Education NPS/LCI and Extended Year, and Community Day School (ADA not included in Line A1 above)						
4. Total, District Regular ADA (Sum of Lines A1 through A3)	3,211.64	3,114.04	3,449.54	3,401.90	3,385.00	3,492.02
5. District Funded County Program ADA						
a. County Community Schools	25.85	25.83	27.21			
b. Special Education-Special Day Class	34.76	34.45	36.31			
c. Special Education-NPS/LCI						
d. Special Education Extended Year	3.73	3.73	3.93			
e. Other County Operated Programs: Opportunity Schools and Full Day Opportunity Classes, Specialized Secondary Schools						
f. County School Tuition Fund (Out of State Tuition) [EC 2000 and 46380]						
g. Total, District Funded County Program ADA (Sum of Lines A5a through A5f)	64.34	64.01	67.45	0.00	0.00	0.00
6. TOTAL DISTRICT ADA (Sum of Line A4 and Line A5g)	3,275.98	3,178.05	3,516.99	3,401.90	3,385.00	3,492.02
7. Adults in Correctional Facilities						
8. Charter School ADA (Enter Charter School ADA using Tab C. Charter School ADA)						

Description	2021-22 Unaudited Actuals			2022-23 Budget		
	P-2 ADA	Annual ADA	Funded ADA	Estimated P-2 ADA	Estimated Annual ADA	Estimated Funded ADA
B. COUNTY OFFICE OF EDUCATION						
1. County Program Alternative Education Grant ADA						
a. County Group Home and Institution Pupils						
b. Juvenile Halls, Homes, and Camps						
c. Probation Referred, On Probation or Parole, Expelled per EC 48915(a) or (c) [EC 2574(c)(4)(A)]						
d. Total, County Program Alternative Education ADA (Sum of Lines B1a through B1c)	0.00	0.00	0.00	0.00	0.00	0.00
2. District Funded County Program ADA						
a. County Community Schools						
b. Special Education-Special Day Class						
c. Special Education-NPS/LCI						
d. Special Education Extended Year						
e. Other County Operated Programs: Opportunity Schools and Full Day Opportunity Classes, Specialized Secondary Schools						
f. County School Tuition Fund (Out of State Tuition) [EC 2000 and 46380]						
g. Total, District Funded County Program ADA (Sum of Lines B2a through B2f)	0.00	0.00	0.00	0.00	0.00	0.00
3. TOTAL COUNTY OFFICE ADA (Sum of Lines B1d and B2g)	0.00	0.00	0.00	0.00	0.00	0.00
4. Adults in Correctional Facilities						
5. County Operations Grant ADA						
6. Charter School ADA (Enter Charter School ADA using Tab C. Charter School ADA)						

Description	2021-22 Unaudited Actuals			2022-23 Budget		
	P-2 ADA	Annual ADA	Funded ADA	Estimated P-2 ADA	Estimated Annual ADA	Estimated Funded ADA
C. CHARTER SCHOOL ADA						
Authorizing LEAs reporting charter school SACS financial data in their Fund 01, 09, or 62 use this worksheet to report ADA for those charter schools. Charter schools reporting SACS financial data separately from their authorizing LEAs in Fund 01 or Fund 62 use this worksheet to report their ADA.						
FUND 01: Charter School ADA corresponding to SACS financial data reported in Fund 01.						
1. Total Charter School Regular ADA						
2. Charter School County Program Alternative Education ADA						
a. County Group Home and Institution Pupils						
b. Juvenile Halls, Homes, and Camps						
c. Probation Referred, On Probation or Parole, Expelled per EC 48915(a) or (c) [EC 2574(c)(4)(A)]						
d. Total, Charter School County Program Alternative Education ADA (Sum of Lines C2a through C2c)	0.00	0.00	0.00	0.00	0.00	0.00
3. Charter School Funded County Program ADA						
a. County Community Schools						
b. Special Education-Special Day Class						
c. Special Education-NPS/LCI						
d. Special Education Extended Year						
e. Other County Operated Programs: Opportunity Schools and Full Day Opportunity Classes, Specialized Secondary Schools						
f. Total, Charter School Funded County Program ADA (Sum of Lines C3a through C3e)	0.00	0.00	0.00	0.00	0.00	0.00
4. TOTAL CHARTER SCHOOL ADA (Sum of Lines C1, C2d, and C3f)	0.00	0.00	0.00	0.00	0.00	0.00
FUND 09 or 62: Charter School ADA corresponding to SACS financial data reported in Fund 09 or Fund 62.						
5. Total Charter School Regular ADA						
6. Charter School County Program Alternative Education ADA						
a. County Group Home and Institution Pupils						
b. Juvenile Halls, Homes, and Camps						
c. Probation Referred, On Probation or Parole, Expelled per EC 48915(a) or (c) [EC 2574(c)(4)(A)]						
d. Total, Charter School County Program Alternative Education ADA (Sum of Lines C6a through C6c)	0.00	0.00	0.00	0.00	0.00	0.00
7. Charter School Funded County Program ADA						
a. County Community Schools						
b. Special Education-Special Day Class						
c. Special Education-NPS/LCI						
d. Special Education Extended Year						
e. Other County Operated Programs: Opportunity Schools and Full Day Opportunity Classes, Specialized Secondary Schools						
f. Total, Charter School Funded County Program ADA (Sum of Lines C7a through C7e)	0.00	0.00	0.00	0.00	0.00	0.00
8. TOTAL CHARTER SCHOOL ADA (Sum of Lines C5, C6d, and C7f)	0.00	0.00	0.00	0.00	0.00	0.00
9. TOTAL CHARTER SCHOOL ADA Reported in Fund 01, 09, or 62 (Sum of Lines C4 and C8)	0.00	0.00	0.00	0.00	0.00	0.00

	Unaudited Balance July 1	Audit Adjustments/ Restatements	Audited Balance July 1	Increases	Decreases	Ending Balance June 30
Governmental Activities:						
Capital assets not being depreciated:						
Land	1,095,638.00		1,095,638.00			1,095,638.00
Work in Progress	2,532,302.00	(163,003.00)	2,369,299.00	13,635,288.00		16,004,587.00
Total capital assets not being depreciated	3,627,940.00	(163,003.00)	3,464,937.00	13,635,288.00	0.00	17,100,225.00
Capital assets being depreciated:						
Land Improvements	14,062,546.00	725,199.00	14,787,745.00		5,041,425.00	9,746,320.00
Buildings	106,037,108.00	164,200.00	106,201,308.00	4,824,565.00		111,025,873.00
Equipment	5,924,052.00	284,271.00	6,208,323.00	592,549.00		6,800,872.00
Total capital assets being depreciated	126,023,706.00	1,173,670.00	127,197,376.00	5,417,114.00	5,041,425.00	127,573,065.00
Accumulated Depreciation for:						
Land Improvements	(5,163,014.00)	(1,160,278.00)	(6,323,292.00)	1,182,924.00		(5,140,368.00)
Buildings	(45,795,273.00)	(1,151,877.00)	(46,947,150.00)	(13,696,225.00)		(60,643,375.00)
Equipment	(4,175,507.00)	(238,710.00)	(4,414,217.00)	(881,864.00)		(5,296,081.00)
Total accumulated depreciation	(55,133,794.00)	(2,550,865.00)	(57,684,659.00)	(13,395,165.00)	0.00	(71,079,824.00)
Total capital assets being depreciated, net excluding lease assets	70,889,912.00	(1,377,195.00)	69,512,717.00	(7,978,051.00)	5,041,425.00	56,493,241.00
Lease Assets			0.00			0.00
Accumulated amortization for lease assets			0.00			0.00
Total lease assets, net	0.00	0.00	0.00	0.00	0.00	0.00
Governmental activity capital assets, net	74,517,852.00	(1,540,198.00)	72,977,654.00	5,657,237.00	5,041,425.00	73,593,466.00
Business-Type Activities:						
Capital assets not being depreciated:						
Land			0.00			0.00
Work in Progress			0.00			0.00
Total capital assets not being depreciated	0.00	0.00	0.00	0.00	0.00	0.00
Capital assets being depreciated:						
Land Improvements			0.00			0.00
Buildings			0.00			0.00
Equipment			0.00			0.00
Total capital assets being depreciated	0.00	0.00	0.00	0.00	0.00	0.00
Accumulated Depreciation for:						
Land Improvements			0.00			0.00
Buildings			0.00			0.00
Equipment			0.00			0.00
Total accumulated depreciation	0.00	0.00	0.00	0.00	0.00	0.00
Total capital assets being depreciated, net excluding lease assets	0.00	0.00	0.00	0.00	0.00	0.00
Lease Assets			0.00			0.00
Accumulated amortization for lease assets			0.00			0.00
Total lease assets, net	0.00	0.00	0.00	0.00	0.00	0.00
Business-type activity capital assets, net	0.00	0.00	0.00	0.00	0.00	0.00

PART I - CURRENT EXPENSE FORMULA	Total Expense for Year (1)	EDP No.	Reductions (See Note 1) (2)	EDP No.	Current Expense of Education (Col 1 - Col 2) (3)	EDP No.	Reductions (Extracted) (See Note 2) (4a)	Reductions (Overrides)* (See Note 2) (4b)	EDP No.	Current Expense-Part II (Col 3 - Col 4) (5)	EDP No.
1000 - Certificated Salaries	18,002,590.39	301	112,228.44	303	17,890,361.95	305	65,520.77	309,521.38	307	17,580,840.57	309
2000 - Classified Salaries	9,138,610.33	311	511,779.76	313	8,626,830.57	315	847,884.10	1,545,230.06	317	7,081,600.51	319
3000 - Employee Benefits	14,521,736.90	321	1,082,039.26	323	13,439,697.64	325	505,988.78	896,107.45	327	12,543,590.19	329
4000 - Books, Supplies Equip Replace. (6500)	2,939,562.32	331	66,722.46	333	2,872,839.86	335	362,214.08	956,864.75	337	1,915,975.11	339
5000 - Services. . . & 7300 - Indirect Costs	4,845,496.95	341	33,089.64	343	4,812,407.31	345	289,888.64	460,368.10	347	4,352,039.21	349
TOTAL					47,642,137.33	365	TOTAL			43,474,045.59	369

Note 1 - In Column 2, report expenditures for the following programs: Nonagency (Goals 7100-7199), Community Services (Goal 8100), Food Services (Function 3700), Fringe Benefits for Retired Persons (Objects 3701-3702), and Facilities Acquisition & Construction (Function 8500).

Note 2 - In Column 4, report expenditures for: Transportation (Function 3600), Lottery Expenditures (Resource 1100), Special Education Students in Nonpublic Schools (Function 1180), and other federal or state categorical aid in which funds were granted for expenditures in a program not incurring any teacher salary expenditures or requiring disbursement of the funds without regard to the requirements of EC Section 41372.

* If an amount (even zero) is entered in any row of Column 4b or in Line 13b, the form uses only the values in Column 4b and Line 13b rather than the values in Column 4a and Line 13a.

PART II: MINIMUM CLASSROOM COMPENSATION (Instruction, Functions 1000-1999)		Object	EDP No.
1. Teacher Salaries as Per EC 41011.		1100	375
2. Salaries of Instructional Aides Per EC 41011.		2100	380
3. STRS.		3101 & 3102	382
4. PERS.		3201 & 3202	383
5. OASDI - Regular, Medicare and Alternative.		3301 & 3302	384
6. Health & Welfare Benefits (EC 41372) (Include Health, Dental, Vision, Pharmaceutical, and Annuity Plans).		3401 & 3402	385
7. Unemployment Insurance.		3501 & 3502	390
8. Workers' Compensation Insurance.		3601 & 3602	392
9. OPEB, Active Employees (EC 41372).		3751 & 3752	0.00
10. Other Benefits (EC 22310).		3901 & 3902	0.00
11. SUBTOTAL Salaries and Benefits (Sum Lines 1 - 10).			24,376,152.45
12. Less: Teacher and Instructional Aide Salaries and Benefits deducted in Column 2.			56,685.45
13a. Less: Teacher and Instructional Aide Salaries and Benefits (other than Lottery) deducted in Column 4a (Extracted).			17,395.64
b. Less: Teacher and Instructional Aide Salaries and Benefits (other than Lottery) deducted in Column 4b (Overrides)*.			0.00
14. TOTAL SALARIES AND BENEFITS.			24,319,467.00
15. Percent of Current Cost of Education Expended for Classroom Compensation (EDP 397 divided by EDP 369) Line 15 must equal or exceed 60% for elementary, 55% for unified and 50% for high school districts to avoid penalty under provisions of EC 41372.			55.94%
16. District is exempt from EC 41372 because it meets the provisions of EC 41374. (If exempt, enter 'X').			

PART III: DEFICIENCY AMOUNT

A deficiency amount (Line 5) is only applicable to districts not meeting the minimum classroom compensation percentage required under EC 41372 and not exempt under the provisions of EC 41374.

1. Minimum percentage required (60% elementary, 55% unified, 50% high)	55.00%
2. Percentage spent by this district (Part II, Line 15)	55.94%
3. Percentage below the minimum (Part III, Line 1 minus Line 2)	0.00%
4. District's Current Expense of Education after reductions in columns 4a or 4b (Part I, EDP 369)	43,474,045.59
5. Deficiency Amount (Part III, Line 3 times Line 4)	0.00

PART IV: Explanation for adjustments entered in Part I, Column 4b (required)

We are manually excluding resource 3212.

Unaudited Actuals
2021-22 Unaudited Actuals
Schedule of Long-Term Liabilities

	Unaudited Balance July 1	Audit Adjustments/ Restatements	Audited Balance July 1	Increases	Decreases	Ending Balance June 30	Amounts Due Within One Year
Governmental Activities:							
General Obligation Bonds Payable	44,717,679.00	25,952,253.00	70,669,932.00	17,790,000.00	3,305,000.00	85,154,932.00	3,510,000.00
State School Building Loans Payable			0.00			0.00	
Certificates of Participation Payable			0.00			0.00	
Leases Payable			0.00			0.00	
Lease Revenue Bonds Payable			0.00			0.00	
Other General Long-Term Debt			0.00			0.00	
Net Pension Liability	42,190,398.00	1,964,464.00	44,154,862.00			44,154,862.00	
Total/Net OPEB Liability	11,719,243.00	1,162,350.00	12,881,593.00			12,881,593.00	
Compensated Absences Payable	219,614.00		219,614.00		12,885.00	206,729.00	206,729.00
Governmental activities long-term liabilities	98,846,934.00	29,079,067.00	127,926,001.00	17,790,000.00	3,317,885.00	142,398,116.00	3,716,729.00
Business-Type Activities:							
General Obligation Bonds Payable			0.00			0.00	
State School Building Loans Payable			0.00			0.00	
Certificates of Participation Payable			0.00			0.00	
Leases Payable			0.00			0.00	
Lease Revenue Bonds Payable			0.00			0.00	
Other General Long-Term Debt			0.00			0.00	
Net Pension Liability			0.00			0.00	
Total/Net OPEB Liability			0.00			0.00	
Compensated Absences Payable			0.00			0.00	
Business-type activities long-term liabilities	0.00	0.00	0.00	0.00	0.00	0.00	0.00

Section I - Expenditures	Funds 01, 09, and 62			2021-22 Expenditures
	Goals	Functions	Objects	
A. Total state, federal, and local expenditures (all resources)	All	All	1000-7999	52,759,261.09
B. Less all federal expenditures not allowed for MOE (Resources 3000-5999, except 3385)	All	All	1000-7999	12,552,172.87
C. Less state and local expenditures not allowed for MOE: (All resources, except federal as identified in Line B)				
1. Community Services	All	5000-5999	1000-7999	1,047,912.32
2. Capital Outlay	All except 7100-7199	All except 5000-5999	6000-6999 except 6600, 6910	715,825.97
3. Debt Service	All	9100	5400-5450, 5800, 7430- 7439	34,777.78
4. Other Transfers Out	All	9200	7200-7299	0.00
5. Interfund Transfers Out	All	9300	7600-7629	123,080.27
6. All Other Financing Uses	All	9100	7699	0.00
		9200	7651	
7. Nonagency	7100-7199	All except 5000-5999, 9000-9999	1000-7999	743,350.96
8. Tuition (Revenue, in lieu of expenditures, to approximate costs of services for which tuition is received)	All	All	8710	0.00
9. Supplemental expenditures made as a result of a Presidentially declared disaster	Manually entered. Must not include expenditures in lines B, C1-C8, D1, or D2.			
10. Total state and local expenditures not allowed for MOE calculation (Sum lines C1 through C9)				2,664,947.30
D. Plus additional MOE expenditures:				
1. Expenditures to cover deficits for food services (Funds 13 and 61) (If negative, then zero)	All	All	1000-7143, 7300-7439 minus 8000-8699	43,786.28
2. Expenditures to cover deficits for student body activities	Manually entered. Must not include expenditures in lines A or D1.			
E. Total expenditures subject to MOE (Line A minus lines B and C10, plus lines D1 and D2)				37,585,927.20

Section II - Expenditures Per ADA		2021-22 Annual ADA/ Exps. Per ADA
A. Average Daily Attendance (Form A, Annual ADA column, sum of lines A6 and C9)		3,178.05
B. Expenditures per ADA (Line I.E divided by Line II.A)		11,826.73
Section III - MOE Calculation (For data collection only. Final determination will be done by CDE)		
	Total	Per ADA
A. Base expenditures (Preloaded expenditures from prior year official CDE MOE calculation). (Note: If the prior year MOE was not met, CDE has adjusted the prior year base to 90 percent of the preceding prior year amount rather than the actual prior year expenditure amount.)	37,119,947.72	10,618.56
1. Adjustment to base expenditure and expenditure per ADA amounts for LEAs failing prior year MOE calculation (From Section IV)	0.00	0.00
2. Total adjusted base expenditure amounts (Line A plus Line A.1)	37,119,947.72	10,618.56
B. Required effort (Line A.2 times 90%)	33,407,952.95	9,556.70
C. Current year expenditures (Line I.E and Line II.B)	37,585,927.20	11,826.73
D. MOE deficiency amount, if any (Line B minus Line C) (If negative, then zero)	0.00	0.00
E. MOE determination (If one or both of the amounts in line D are zero, the MOE requirement is met; if both amounts are positive, the MOE requirement is not met. If either column in Line A.2 or Line C equals zero, the MOE calculation is incomplete.)	MOE Met	
F. MOE deficiency percentage, if MOE not met; otherwise, zero (Line D divided by Line B) (Funding under ESSA covered programs in FY 2023-24 may be reduced by the lower of the two percentages)	0.00%	0.00%

SECTION IV - Detail of Adjustments to Base Expenditures (used in Section III, Line A.1)		
Description of Adjustments	Total Expenditures	Expenditures Per ADA
Total adjustments to base expenditures	0.00	0.00

	2021-22 Calculations			2022-23 Calculations		
	Extracted Data	Adjustments*	Entered Data/ Totals	Extracted Data	Adjustments*	Entered Data/ Totals
A. PRIOR YEAR DATA (2020-21 Actual Appropriations Limit and Gann ADA are from district's prior year Gann data reported to the CDE)	2020-21 Actual			2021-22 Actual		
1. FINAL PRIOR YEAR APPROPRIATIONS LIMIT (Preload/Line D11, PY column)	31,872,785.17		31,872,785.17			31,579,422.64
2. PRIOR YEAR GANN ADA (Preload/Line B3, PY column)	3,495.76		3,495.76			3,275.98
ADJUSTMENTS TO PRIOR YEAR LIMIT	Adjustments to 2020-21			Adjustments to 2021-22		
3. District Lapses, Reorganizations and Other Transfers						
4. Temporary Voter Approved Increases						
5. Less: Lapses of Voter Approved Increases						
6. TOTAL ADJUSTMENTS TO PRIOR YEAR LIMIT (Lines A3 plus A4 minus A5)		0.00				0.00
7. ADJUSTMENTS TO PRIOR YEAR ADA (Only for district lapses, reorganizations and other transfers, and only if adjustments to the appropriations limit are entered in Line A3 above)						
B. CURRENT YEAR GANN ADA (2021-22 data should tie to Principal Apportionment Software Attendance reports and include ADA for charter schools reporting with the district)	2021-22 P2 Report			2022-23 P2 Estimate		
1. Total K-12 ADA (Form A, Line A6)	3,275.98		3,275.98	3,401.90		3,401.90
2. Total Charter Schools ADA (Form A, Line C9)	0.00		0.00	0.00		0.00
3. TOTAL CURRENT YEAR P2 ADA (Line B1 plus B2)		3,275.98				3,401.90
C. CURRENT YEAR LOCAL PROCEEDS OF TAXES/STATE AID RECEIVED	2021-22 Actual			2022-23 Budget		
TAXES AND SUBVENTIONS (Funds 01, 09, and 62)						
1. Homeowners' Exemption (Object 8021)	169,351.90		169,351.90	167,248.00		167,248.00
2. Timber Yield Tax (Object 8022)	188,003.66		188,003.66	222,987.00		222,987.00
3. Other Subventions/In-Lieu Taxes (Object 8029)	0.00		0.00	0.00		0.00
4. Secured Roll Taxes (Object 8041)	13,653,079.79		13,653,079.79	13,694,554.00		13,694,554.00
5. Unsecured Roll Taxes (Object 8042)	645,393.20		645,393.20	634,082.00		634,082.00
6. Prior Years' Taxes (Object 8043)	29,858.85		29,858.85	8,100.00		8,100.00
7. Supplemental Taxes (Object 8044)	170,730.65		170,730.65	195,966.00		195,966.00
8. Ed. Rev. Augmentation Fund (ERAF) (Object 8045)	694,874.21		694,874.21	707,826.00		707,826.00
9. Penalties and Int. from Delinquent Taxes (Object 8048)	0.00		0.00	0.00		0.00
10. Other In-Lieu Taxes (Object 8082)	1,201.99		1,201.99	959.00		959.00
11. Comm. Redevelopment Funds (objects 8047 & 8625)	1,606,007.44		1,606,007.44	1,577,469.00		1,577,469.00
12. Parcel Taxes (Object 8621)	0.00		0.00	0.00		0.00
13. Other Non-Ad Valorem Taxes (Object 8622) (Taxes only)	0.00		0.00	0.00		0.00
14. Penalties and Int. from Delinquent Non-LCFF Taxes (Object 8629) (Only those for the above taxes)	0.00		0.00	0.00		0.00
15. Transfers to Charter Schools in Lieu of Property Taxes (Object 8096)						
16. TOTAL TAXES AND SUBVENTIONS (Lines C1 through C15)	17,158,501.69	0.00	17,158,501.69	17,209,191.00	0.00	17,209,191.00
OTHER LOCAL REVENUES (Funds 01, 09, and 62)						
17. To General Fund from Bond Interest and Redemption Fund (Excess debt service taxes) (Object 8914)	0.00		0.00	0.00		0.00
18. TOTAL LOCAL PROCEEDS OF TAXES (Lines C16 plus C17)	17,158,501.69	0.00	17,158,501.69	17,209,191.00	0.00	17,209,191.00

	2021-22 Calculations			2022-23 Calculations		
	Extracted Data	Adjustments*	Entered Data/ Totals	Extracted Data	Adjustments*	Entered Data/ Totals
EXCLUDED APPROPRIATIONS						
19a. Medicare (Enter federally mandated amounts only from objs. 3301 & 3302; do not include negotiated amounts)			383,745.26			369,854.00
19b. Qualified Capital Outlay Projects						
19c. Routine Restricted Maintenance Account (Fund 01, Resource 8150, Objects 8900-8999)	1,573,368.51		1,573,368.51	2,004,073.00		2,004,073.00
OTHER EXCLUSIONS						
20. Americans with Disabilities Act						
21. Unreimbursed Court Mandated Desegregation Costs						
22. Other Unfunded Court-ordered or Federal Mandates						
23. TOTAL EXCLUSIONS (Lines C19 through C22)	1,573,368.51	0.00	1,957,113.77	2,004,073.00	0.00	2,373,927.00
STATE AID RECEIVED (Funds 01, 09, and 62)						
24. LCFF - CY (objects 8011 and 8012)	23,819,103.00		23,819,103.00	26,257,447.00		26,257,447.00
25. LCFF/Revenue Limit State Aid - Prior Years (Object 8019)	2.49		2.49	0.00		0.00
26. TOTAL STATE AID RECEIVED (Lines C24 plus C25)	23,819,105.49	0.00	23,819,105.49	26,257,447.00	0.00	26,257,447.00
DATA FOR INTEREST CALCULATION						
27. Total Revenues (Funds 01, 09 & 62; objects 8000-8799)	64,207,452.96		64,207,452.96	64,728,895.00		64,728,895.00
28. Total Interest and Return on Investments (Funds 01, 09, and 62; objects 8660 and 8662)	168,159.57		168,159.57	82,486.00		82,486.00
D. APPROPRIATIONS LIMIT CALCULATIONS	2021-22 Actual			2022-23 Budget		
PRELIMINARY APPROPRIATIONS LIMIT						
1. Revised Prior Year Program Limit (Lines A1 plus A6)			31,872,785.17			31,579,422.64
2. Inflation Adjustment			1.0573			1.0755
3. Program Population Adjustment (Lines B3 divided by [A2 plus A7]) (Round to four decimal places)			0.9371			1.0384
4. PRELIMINARY APPROPRIATIONS LIMIT (Lines D1 times D2 times D3)			31,579,422.64			35,267,873.94
APPROPRIATIONS SUBJECT TO THE LIMIT						
5. Local Revenues Excluding Interest (Line C18)			17,158,501.69			17,209,191.00
6. Preliminary State Aid Calculation						
a. Minimum State Aid in Local Limit (Greater of \$120 times Line B3 or \$2,400; but not greater than Line C26 or less than zero)			393,117.60			408,228.00
b. Maximum State Aid in Local Limit (Lesser of Line C26 or Lines D4 minus D5 plus C23; but not less than zero)			16,378,034.72			20,432,609.94
c. Preliminary State Aid in Local Limit (Greater of Lines D6a or D6b)			16,378,034.72			20,432,609.94
7. Local Revenues in Proceeds of Taxes						
a. Interest Counting in Local Limit (Line C28 divided by [Lines C27 minus C28] times [Lines D5 plus D6c])			88,062.96			48,029.30
b. Total Local Proceeds of Taxes (Lines D5 plus D7a)			17,246,564.65			17,257,220.30
8. State Aid in Proceeds of Taxes (Greater of Line D6a, or Lines D4 minus D7b plus C23; but not greater than Line C26 or less than zero)			16,289,971.76			20,384,580.64
9. Total Appropriations Subject to the Limit						
a. Local Revenues (Line D7b)			17,246,564.65			
b. State Subventions (Line D8)			16,289,971.76			
c. Less: Excluded Appropriations (Line C23)			1,957,113.77			
d. TOTAL APPROPRIATIONS SUBJECT TO THE LIMIT (Lines D9a plus D9b minus D9c)			31,579,422.64			

Page 175 of 215
Printed: 9/9/2022 11:14 AM

Part I - General Administrative Share of Plant Services Costs

California's indirect cost plan allows that the general administrative costs in the indirect cost pool may include that portion of plant services costs (maintenance and operations costs and facilities rents and leases costs) attributable to the general administrative offices. The calculation of the plant services costs attributed to general administration and included in the pool is standardized and automated using the percentage of salaries and benefits relating to general administration as proxy for the percentage of square footage occupied by general administration.

A. Salaries and Benefits - Other General Administration and Centralized Data Processing

1. Salaries and benefits paid through payroll (Funds 01, 09, and 62, objects 1000-3999 except 3701-3702)
(Functions 7200-7700, goals 0000 and 9000) 1,951,584.75
2. Contracted general administrative positions not paid through payroll
 - a. Enter the costs, if any, of general administrative positions performing services ON SITE but paid through a contract, rather than through payroll, in functions 7200-7700, goals 0000 and 9000, Object 5800. _____
 - b. If an amount is entered on Line A2a, provide the title, duties, and approximate FTE of each general administrative position paid through a contract. Retain supporting documentation in case of audit.

--

B. Salaries and Benefits - All Other Activities

1. Salaries and benefits paid through payroll (Funds 01, 09, and 62, objects 1000-3999 except 3701-3702)
(Functions 1000-6999, 7100-7180, & 8100-8400; Functions 7200-7700, all goals except 0000 & 9000) 38,993,010.66

C. Percentage of Plant Services Costs Attributable to General Administration

- (Line A1 plus Line A2a, divided by Line B1; zero if negative) (See Part III, Lines A5 and A6) 5.00%

Part II - Adjustments for Employment Separation Costs

When an employee separates from service, the local educational agency (LEA) may incur costs associated with the separation in addition to the employee's regular salary and benefits for the final pay period. These additional costs can be categorized as "normal" or "abnormal or mass" separation costs.

Normal separation costs include items such as pay for accumulated unused leave or routine severance pay authorized by governing board policy. Normal separation costs are not allowable as direct costs to federal programs, but are allowable as indirect costs. State programs may have similar restrictions. Where federal or state program guidelines required that the LEA charge an employee's normal separation costs to an unrestricted resource rather than to the restricted program in which the employee worked, the LEA may identify and enter these costs on Line A for inclusion in the indirect cost pool.

Abnormal or mass separation costs are those costs resulting from actions taken by an LEA to influence employees to terminate their employment earlier than they normally would have. Abnormal or mass separation costs include retirement incentives such as a Golden Handshake or severance packages negotiated to effect termination. Abnormal or mass separation costs may not be charged to federal programs as either direct costs or indirect costs. Where an LEA paid abnormal or mass separation costs on behalf of positions in general administrative functions included in the indirect cost pool, the LEA must identify and enter these costs on Line B for exclusion from the pool.

A. Normal Separation Costs (optional)

Enter any normal separation costs paid on behalf of employees of restricted state or federal programs that were charged to an unrestricted resource (0000-1999) in funds 01, 09, and 62 with functions 1000-6999 or 8100-8400 rather than to the restricted program. These costs will be moved in Part III from base costs to the indirect cost pool. Retain supporting documentation. _____

B. Abnormal or Mass Separation Costs (required)

Enter any abnormal or mass separation costs paid on behalf of general administrative positions charged to unrestricted resources (0000-1999) in funds 01, 09, and 62 with functions 7200-7700. These costs will be moved in Part III from the indirect cost pool to base costs. If none, enter zero. 0.00

Part III - Indirect Cost Rate Calculation (Funds 01, 09, and 62, unless indicated otherwise)

A. Indirect Costs

1. Other General Administration, less portion charged to restricted resources or specific goals (Functions 7200-7600, objects 1000-5999, minus Line B9)	2,200,336.18
2. Centralized Data Processing, less portion charged to restricted resources or specific goals (Function 7700, objects 1000-5999, minus Line B10)	214,937.10
3. External Financial Audit - Single Audit (Function 7190, resources 0000-1999, goals 0000 and 9000, objects 5000-5999)	0.00
4. Staff Relations and Negotiations (Function 7120, resources 0000-1999, goals 0000 and 9000, objects 1000-5999)	0.00
5. Plant Maintenance and Operations (portion relating to general administrative offices only) (Functions 8100-8400, objects 1000-5999 except 5100, times Part I, Line C)	255,422.86
6. Facilities Rents and Leases (portion relating to general administrative offices only) (Function 8700, resources 0000-1999, objects 1000-5999 except 5100, times Part I, Line C)	0.00
7. Adjustment for Employment Separation Costs	
a. Plus: Normal Separation Costs (Part II, Line A)	0.00
b. Less: Abnormal or Mass Separation Costs (Part II, Line B)	0.00
8. Total Indirect Costs (Lines A1 through A7a, minus Line A7b)	2,670,696.14
9. Carry-Forward Adjustment (Part IV, Line F)	(664,424.92)
10. Total Adjusted Indirect Costs (Line A8 plus Line A9)	2,006,271.22

B. Base Costs

1. Instruction (Functions 1000-1999, objects 1000-5999 except 5100)	26,831,875.53
2. Instruction-Related Services (Functions 2000-2999, objects 1000-5999 except 5100)	5,768,724.03
3. Pupil Services (Functions 3000-3999, objects 1000-5999 except 4700 and 5100)	6,011,852.25
4. Ancillary Services (Functions 4000-4999, objects 1000-5999 except 5100)	332,055.53
5. Community Services (Functions 5000-5999, objects 1000-5999 except 5100)	838,998.42
6. Enterprise (Function 6000, objects 1000-5999 except 4700 and 5100)	0.00
7. Board and Superintendent (Functions 7100-7180, objects 1000-5999, minus Part III, Line A4)	646,604.33
8. External Financial Audit - Single Audit and Other (Functions 7190-7191, objects 5000-5999, minus Part III, Line A3)	42,000.00
9. Other General Administration (portion charged to restricted resources or specific goals only) (Functions 7200-7600, resources 2000-9999, objects 1000-5999; Functions 7200-7600, resources 0000-1999, all goals except 0000 and 9000, objects 1000-5999)	1,079,497.01
10. Centralized Data Processing (portion charged to restricted resources or specific goals only) (Function 7700, resources 2000-9999, objects 1000-5999; Function 7700, resources 0000-1999, all goals except 0000 and 9000, objects 1000-5999)	220,992.50
11. Plant Maintenance and Operations (all except portion relating to general administrative offices) (Functions 8100-8400, objects 1000-5999 except 5100, minus Part III, Line A5)	4,853,034.28
12. Facilities Rents and Leases (all except portion relating to general administrative offices) (Function 8700, objects 1000-5999 except 5100, minus Part III, Line A6)	0.00
13. Adjustment for Employment Separation Costs	
a. Less: Normal Separation Costs (Part II, Line A)	0.00
b. Plus: Abnormal or Mass Separation Costs (Part II, Line B)	0.00
14. Student Activity (Fund 08, functions 4000-5999, objects 1000-5999 except 5100)	458,320.01
15. Adult Education (Fund 11, functions 1000-6999, 8100-8400, and 8700, objects 1000-5999 except 5100)	355,740.96
16. Child Development (Fund 12, functions 1000-6999, 8100-8400 & 8700, objects 1000-5999 except 4700 & 5100)	611,793.24
17. Cafeteria (Funds 13 & 61, functions 1000-6999, 8100-8400 & 8700, objects 1000-5999 except 4700 & 5100)	1,747,467.06
18. Foundation (Funds 19 & 57, functions 1000-6999, 8100-8400 & 8700, objects 1000-5999 except 4700 & 5100)	0.00
19. Total Base Costs (Lines B1 through B12 and Lines B13b through B18, minus Line B13a)	49,798,955.15

C. Straight Indirect Cost Percentage Before Carry-Forward Adjustment

(For information only - not for use when claiming/recovering indirect costs) (Line A8 divided by Line B19)	5.36%
---	-------

D. Preliminary Proposed Indirect Cost Rate

(For final approved fixed-with-carry-forward rate for use in 2023-24 see www.cde.ca.gov/fg/ac/ic/) (Line A10 divided by Line B19)	4.03%
---	-------

Part IV - Carry-forward Adjustment

The carry-forward adjustment is an after-the-fact adjustment for the difference between indirect costs recoverable using the indirect cost rate approved for use in a given year, and the actual indirect costs incurred in that year. The carry-forward adjustment eliminates the need for LEAs to file amended federal reports when their actual indirect costs vary from the estimated indirect costs on which the approved rate was based.

Where the ratio of indirect costs incurred in the current year is less than the estimated ratio of indirect costs on which the approved rate for use in the current year was based, the carry-forward adjustment is limited by using either the approved rate times current year base costs, or the highest rate actually used to recover costs from any program times current year base costs, if the highest rate used was less than the approved rate. Rates used to recover costs from programs are displayed in Exhibit A.

A. Indirect costs incurred in the current year (Part III, Line A8)	<u>2,670,696.14</u>
B. Carry-forward adjustment from prior year(s)	
1. Carry-forward adjustment from the second prior year	<u>(43,410.12)</u>
2. Carry-forward adjustment amount deferred from prior year(s), if any	<u>0.00</u>
C. Carry-forward adjustment for under- or over-recovery in the current year	
1. Under-recovery: Part III, Line A8, plus carry-forward adjustment from prior years, minus (approved indirect cost rate (6.61%) times Part III, Line B19); zero if negative	<u>0.00</u>
2. Over-recovery: Part III, Line A8, plus carry-forward adjustment from prior years, minus the lesser of (approved indirect cost rate (6.61%) times Part III, Line B19) or (the highest rate used to recover costs from any program (6.61%) times Part III, Line B19); zero if positive	<u>(664,424.92)</u>
D. Preliminary carry-forward adjustment (Line C1 or C2)	<u>(664,424.92)</u>
E. Optional allocation of negative carry-forward adjustment over more than one year	
Where a negative carry-forward adjustment causes the proposed approved rate to fall below zero or would reduce the rate at which the LEA could recover indirect costs to such an extent that it would cause the LEA significant fiscal harm, the LEA may request that the carry-forward adjustment be allocated over more than one year. Where allocation of a negative carry-forward adjustment over more than one year does not resolve a negative rate, the CDE will work with the LEA on a case-by-case basis to establish an approved rate.	
Option 1. Preliminary proposed approved rate (Part III, Line D) if entire negative carry-forward adjustment is applied to the current year calculation:	<u>4.03%</u>
Option 2. Preliminary proposed approved rate (Part III, Line D) if one-half of negative carry-forward adjustment (\$-332,212.46) is applied to the current year calculation and the remainder (\$-332,212.46) is deferred to one or more future years:	<u>4.70%</u>
Option 3. Preliminary proposed approved rate (Part III, Line D) if one-third of negative carry-forward adjustment (\$-221,474.97) is applied to the current year calculation and the remainder (\$-442,949.95) is deferred to one or more future years:	<u>4.92%</u>
LEA request for Option 1, Option 2, or Option 3	<u>1</u>
F. Carry-forward adjustment used in Part III, Line A9 (Line D minus amount deferred if Option 2 or Option 3 is selected)	<u>(664,424.92)</u>

Approved indirect cost rate: 6.61%
Highest rate used in any program: 6.61%

Fund	Resource	Eligible Expenditures (Objects 1000-5999 except 4700 & 5100)	Indirect Costs Charged (Objects 7310 and 7350)	Rate Used
01	2600	88,804.90	5,869.61	6.61%
01	3010	670,351.17	44,310.21	6.61%
01	3182	158,310.79	10,464.34	6.61%
01	3212	2,095,711.64	138,525.56	6.61%
01	3410	111,622.12	7,378.22	6.61%
01	3550	48,831.32	2,441.57	5.00%
01	4035	190,700.98	12,605.33	6.61%
01	4126	50,414.97	3,332.43	6.61%
01	4127	89,332.01	5,904.85	6.61%
01	4201	9,690.00	640.51	6.61%
01	4203	32,927.05	2,176.48	6.61%
01	4510	97,181.83	6,423.72	6.61%
01	5630	102,057.92	3,265.57	3.20%
01	5810	1,309,775.95	38,099.41	2.91%
01	6010	684,091.21	29,131.54	4.26%
01	6387	117,666.01	7,777.72	6.61%
01	6388	70,283.81	4,645.76	6.61%
01	6690	11,063.96	731.33	6.61%
01	7010	16,167.86	1,068.70	6.61%
01	7085	92,905.85	6,141.08	6.61%
01	8150	1,357,496.64	89,561.87	6.60%
01	9010	765,825.72	28,888.22	3.77%
11	6391	331,601.86	21,913.39	6.61%
12	6105	532,037.73	26,329.38	4.95%
13	5310	1,631,289.30	81,533.85	5.00%

Unaudited Actuals
2021-22 Unaudited Actuals
LOTTERY REPORT
Revenues, Expenditures and
Ending Balances - All Funds

Description	Object Codes	Lottery: Unrestricted (Resource 1100)	Transferred to Other Resources for Expenditure	Lottery: Instructional Materials (Resource 6300)*	Totals
A. AMOUNT AVAILABLE FOR THIS FISCAL YEAR					
1. Adjusted Beginning Fund Balance	9791-9795	144,581.85		106,149.31	250,731.16
2. State Lottery Revenue	8560	510,943.81		221,133.36	732,077.17
3. Other Local Revenue	8600-8799	0.00		0.00	0.00
4. Transfers from Funds of Lapsed/Reorganized Districts	8965	0.00		0.00	0.00
5. Contributions from Unrestricted Resources (Total must be zero)	8980	0.00			0.00
6. Total Available (Sum Lines A1 through A5)		655,525.66	0.00	327,282.67	982,808.33
B. EXPENDITURES AND OTHER FINANCING USES					
1. Certificated Salaries	1000-1999	0.00			0.00
2. Classified Salaries	2000-2999	0.00			0.00
3. Employee Benefits	3000-3999	0.00			0.00
4. Books and Supplies	4000-4999	197,696.06		53,501.36	251,197.42
5. a. Services and Other Operating Expenditures (Resource 1100)	5000-5999	500.40			500.40
b. Services and Other Operating Expenditures (Resource 6300)	5000-5999, except 5100, 5710, 5800				
c. Duplicating Costs for Instructional Materials (Resource 6300)	5100, 5710, 5800				
6. Capital Outlay	6000-6999	0.00			0.00
7. Tuition	7100-7199	0.00			0.00
8. Interagency Transfers Out					
a. To Other Districts, County Offices, and Charter Schools	7211,7212,7221, 7222,7281,7282	0.00			0.00
b. To JPAs and All Others	7213,7223, 7283,7299	0.00			0.00
9. Transfers of Indirect Costs	7300-7399				
10. Debt Service	7400-7499	0.00			0.00
11. All Other Financing Uses	7630-7699	0.00			0.00
12. Total Expenditures and Other Financing Uses (Sum Lines B1 through B11)		198,196.46	0.00	53,501.36	251,697.82
C. ENDING BALANCE					
(Must equal Line A6 minus Line B12)	979Z	457,329.20	0.00	273,781.31	731,110.51
D. COMMENTS:					

Data from this report will be used to prepare a report to the Legislature as required by Control Section 24.60 of the Budget Act.

*Pursuant to Government Code Section 8880.4(a)(2)(B) and the definition in Education Code Section 60010(h), Resource 6300 funds are to be used for the purchase of instructional materials only. Any amounts in the shaded cells of this column should be reviewed for appropriateness.

Unaudited Actuals
2021-22
General Fund and Charter Schools Funds
Program Cost Report
Schedule of Allocation Factors (AF) for Support Costs

	----- Teacher Full-Time Equivalents -----				----- Classroom Units -----		Pupils Transported
	Instructional Supervision and Administration (Functions 2100-2200)	Library, Media, Technology and Other Instructional Resources (Functions 2420-2495)	School Administration (Function 2700)	Pupil Support Services (Functions 3100-3199 & 3900)	Plant Maintenance and Operations (Functions 8100-8400)	Facilities Rents and Leases (Function 8700)	Pupil Transportation (Function 3600)
A. Amount of Undistributed Expenditures, Funds 01, 09, and 62, Goals 0000 and 9000 (will be allocated based on factors input)	0.00	0.00	0.00	0.00	0.00	0.00	0.00
B. Enter Allocation Factor(s) by Goal: (Note: Allocation factors are only needed for a column if there are undistributed expenditures in line A.)	FTE Factor(s)	FTE Factor(s)	FTE Factor(s)	FTE Factor(s)	CU Factor(s)	CU Factor(s)	PT Factor(s)
Instructional Goals Description							
0001 Pre-Kindergarten							
1110 Regular Education, K-12							
3100 Alternative Schools							
3200 Continuation Schools							
3300 Independent Study Centers							
3400 Opportunity Schools							
3550 Community Day Schools							
3700 Specialized Secondary Programs							
3800 Career Technical Education							
4110 Regular Education, Adult							
4610 Adult Independent Study Centers							
4620 Adult Correctional Education							
4630 Adult Career Technical Education							
4760 Bilingual							
4850 Migrant Education							
5000-5999 Special Education (allocated to 5001)							
6000 ROC/P							
Other Goals Description							
7110 Nonagency - Educational							
7150 Nonagency - Other							
8100 Community Services							
8500 Child Care and Development Services							
Other Funds Description							
-- Adult Education (Fund 11)							
-- Child Development (Fund 12)							
-- Cafeteria (Funds 13 & 61)							
C. Total Allocation Factors	0.00	0.00	0.00	0.00	0.00	0.00	0.00

Unaudited Actuals
2021-22
General Fund and Charter Schools Funds
Program Cost Report

Goal	Program/Activity	----- Direct Costs -----			Central Admin Costs (col. 3 x Sch. CAC line E) Column 4	Other Costs (Schedule OC) Column 5	Total Costs by Program (col. 3 + 4 + 5) Column 6			
		Direct Charged (Schedule DCC) Column 1	Allocated (Schedule AC) Column 2	Subtotal (col. 1 + 2) Column 3						
Instructional Goals										
0001	Pre-Kindergarten	3,339.66	0.00	3,339.66	301.45		3,641.11			
1110	Regular Education, K–12	33,573,579.44	0.00	33,573,579.44	3,030,505.02		36,604,084.46			
3100	Alternative Schools	48,509.55	0.00	48,509.55	4,378.69		52,888.24			
3200	Continuation Schools	662,506.81	0.00	662,506.81	59,800.90		722,307.71			
3300	Independent Study Centers	638,272.31	0.00	638,272.31	57,613.38		695,885.69			
3400	Opportunity Schools	0.00	0.00	0.00	0.00		0.00			
3550	Community Day Schools	0.00	0.00	0.00	0.00		0.00			
3700	Specialized Secondary Programs	0.00	0.00	0.00	0.00		0.00			
3800	Career Technical Education	774,275.36	0.00	774,275.36	69,889.64		844,165.00			
4110	Regular Education, Adult	855.11	0.00	855.11	77.19		932.30			
4610	Adult Independent Study Centers	0.00	0.00	0.00	0.00		0.00			
4620	Adult Correctional Education	0.00	0.00	0.00	0.00		0.00			
4630	Adult Career Technical Education	0.00	0.00	0.00	0.00		0.00			
4760	Bilingual	688,096.58	0.00	688,096.58	62,110.75		750,207.33			
4850	Migrant Education	0.00	0.00	0.00	0.00		0.00			
5000-5999	Special Education	6,774,547.30	0.00	6,774,547.30	611,501.66		7,386,048.96			
6000	Regional Occupational Ctr/Prg (ROC/P)	0.00	0.00	0.00	0.00		0.00			
Other Goals										
7110	Nonagency - Educational	304,808.17	0.00	304,808.17	27,513.38		332,321.55			
7150	Nonagency - Other	565,426.47	0.00	565,426.47	51,037.98	616,464.45				
8100	Community Services	122,134.49	0.00	122,134.49	11,024.42	133,158.91				
8500	Child Care and Development Services	925,777.83	0.00	925,777.83	83,564.95	1,009,342.78				
Other Costs										
----	Food Services					55,612.50	55,612.50			
----	Enterprise					0.00	0.00			
----	Facilities Acquisition & Construction					771,103.18	771,103.18			
----	Other Outgo					2,575,825.83	2,575,825.83			
Other Funds										
----	Adult Education, Child Development, Cafeteria, Foundation ([Column 3 + CAC, line C5] times CAC, line E)						0.00	0.00	335,047.71	335,047.71
----	Indirect Cost Transfers to Other Funds (Net of Funds 01, 09, 62, Function 7210, Object 7350)								(129,776.62)	(129,776.62)
----	Total General Fund and Charter Schools Funds Expenditures	45,082,129.08	0.00	45,082,129.08	4,274,590.50	3,402,541.51	52,759,261.09			

Unaudited Actuals
2021-22
General Fund and Charter Schools Funds
Program Cost Report
Schedule of Direct Charged Costs (DCC)

Goal	Type of Program	Instruction (Functions 1000-1999)	Instructional Supervision and Administration (Functions 2100-2200)	Library, Media, Technology and Other Instructional Resources (Functions 2420-2495)	School Administration (Function 2700)	Pupil Support Services (Functions 3110-3160 and 3900)	Pupil Transportation (Function 3600)	Ancillary Services (Functions 4000-4999)	Community Services (Functions 5000-5999)	General Administration (Functions 7000-7999, except 7210)*	Plant Maintenance and Operations (Functions 8100-8400)	Facilities Rents and Leases (Function 8700)	Total
Instructional Goals													
0001	Pre-Kindergarten	848.25	2,226.15	0.00	265.26	0.00	0.00	0.00			0.00	0.00	3,339.66
1110	Regular Education, K-12	19,278,754.33	1,037,521.10	1,490,939.90	2,733,400.72	2,694,135.34	879,377.33	332,055.53			5,127,395.19	0.00	33,573,579.44
3100	Alternative Schools	19,333.69	0.00	0.00	29,175.86	0.00	0.00	0.00			0.00	0.00	48,509.55
3200	Continuation Schools	414,145.08	0.00	0.00	187,530.98	60,830.75	0.00	0.00			0.00	0.00	662,506.81
3300	Independent Study Centers	616,148.08	0.00	0.00	22,124.23	0.00	0.00	0.00			0.00	0.00	638,272.31
3400	Opportunity Schools	0.00	0.00	0.00	0.00	0.00	0.00	0.00			0.00	0.00	0.00
3550	Community Day Schools	0.00	0.00	0.00	0.00	0.00	0.00	0.00			0.00	0.00	0.00
3700	Specialized Secondary Programs	0.00	0.00	0.00	0.00	0.00	0.00	0.00			0.00	0.00	0.00
3800	Career Technical Education	773,998.76	0.00	0.00	0.00	0.00	276.60	0.00			0.00	0.00	774,275.36
4110	Regular Education, Adult	0.00	0.00	0.00	855.11	0.00	0.00	0.00			0.00	0.00	855.11
4610	Adult Independent Study Centers	0.00	0.00	0.00	0.00	0.00	0.00	0.00			0.00	0.00	0.00
4620	Adult Correctional Education	0.00	0.00	0.00	0.00	0.00	0.00	0.00			0.00	0.00	0.00
4630	Adult Career Technical Education	0.00	0.00	0.00	0.00	0.00	0.00	0.00			0.00	0.00	0.00
4760	Bilingual	645,844.12	0.00	42,252.46	0.00	0.00	0.00	0.00			0.00	0.00	688,096.58
4850	Migrant Education	0.00	0.00	0.00	0.00	0.00	0.00	0.00			0.00	0.00	0.00
5000-5999	Special Education	5,041,886.10	145,378.67	0.00	0.00	1,587,282.53	0.00	0.00			0.00	0.00	6,774,547.30
6000	ROC/P	0.00	0.00	0.00	0.00	0.00	0.00	0.00			0.00	0.00	0.00
Other Goals													
7110	Nonagency - Educational	238.80	0.00	0.00	7,973.14	296,596.23	0.00	0.00	0.00	0.00	0.00	0.00	304,808.17
7150	Nonagency - Other	57,721.32	69,080.45	0.00	0.00	438,624.70	0.00	0.00	0.00	0.00	0.00	0.00	565,426.47
8100	Community Services		0.00	0.00	0.00	0.00	0.00		122,134.49	0.00	0.00	0.00	122,134.49
8500	Child Care and Development Services	0.00	0.00	0.00	0.00	0.00	0.00		925,777.83	0.00	0.00	0.00	925,777.83
Total Direct Charged Costs		26,848,918.53	1,254,206.37	1,533,192.36	2,981,325.30	5,077,469.55	879,653.93	332,055.53	1,047,912.32	0.00	5,127,395.19	0.00	45,082,129.08

* Functions 7100-7199 for goals 8100 and 8500

Unaudited Actuals
2021-22
General Fund and Charter Schools Funds
Program Cost Report
Schedule of Allocated Support Costs (AC)

Goal	Type of Program	Allocated Support Costs (Based on factors input on Form PCRAF)			Total
		Full-Time Equivalents	Classroom Units	Pupils Transported	
Instructional Goals					
0001	Pre-Kindergarten	0.00	0.00	0.00	0.00
1110	Regular Education, K–12	0.00	0.00	0.00	0.00
3100	Alternative Schools	0.00	0.00	0.00	0.00
3200	Continuation Schools	0.00	0.00	0.00	0.00
3300	Independent Study Centers	0.00	0.00	0.00	0.00
3400	Opportunity Schools	0.00	0.00	0.00	0.00
3550	Community Day Schools	0.00	0.00	0.00	0.00
3700	Specialized Secondary Programs	0.00	0.00	0.00	0.00
3800	Career Technical Education	0.00	0.00	0.00	0.00
4110	Regular Education, Adult	0.00	0.00	0.00	0.00
4610	Adult Independent Study Centers	0.00	0.00	0.00	0.00
4620	Adult Correctional Education	0.00	0.00	0.00	0.00
4630	Adult Career Technical Education	0.00	0.00	0.00	0.00
4760	Bilingual	0.00	0.00	0.00	0.00
4850	Migrant Education	0.00	0.00	0.00	0.00
5000-5999	Special Education (allocated to 5001)	0.00	0.00	0.00	0.00
6000	ROC/P	0.00	0.00	0.00	0.00
Other Goals					
7110	Nonagency - Educational	0.00	0.00	0.00	0.00
7150	Nonagency - Other	0.00	0.00	0.00	0.00
8100	Community Services	0.00	0.00	0.00	0.00
8500	Child Care and Development Svcs.	0.00	0.00	0.00	0.00
Other Funds					
--	Adult Education (Fund 11)		0.00		0.00
--	Child Development (Fund 12)	0.00	0.00	0.00	0.00
--	Cafeteria (Funds 13 and 61)		0.00		0.00
Total Allocated Support Costs		0.00	0.00	0.00	0.00

Unaudited Actuals
2021-22
Program Cost Report
Schedule of Central Administration Costs (CAC)

A. Central Administration Costs in General Fund and Charter Schools Funds		
1	Board and Superintendent (Funds 01, 09, and 62, Functions 7100-7180, Goals 0000-6999 and 9000, Objects 1000-7999)	646,604.33
2	External Financial Audits (Funds 01, 09, and 62, Functions 7190-7191, Goals 0000-6999 and 9000, Objects 1000-7999)	42,000.00
3	Other General Administration (Funds 01, 09, and 62, Functions 7200-7600 except 7210, Goal 0000, Objects 1000-7999)	3,279,833.19
4	Centralized Data Processing (Funds 01, 09, and 62, Function 7700, Goal 0000, Objects 1000-7999)	435,929.60
5	Total Central Administration Costs in General Fund and Charter Schools Funds	4,404,367.12
B. Direct Charged and Allocated Costs in General Fund and Charter Schools Funds		
1	Total Direct Charged Costs (from Form PCR, Column 1, Total)	45,082,129.08
2	Total Allocated Costs (from Form PCR, Column 2, Total)	0.00
3	Total Direct Charged and Allocated Costs in General Fund and Charter Schools Funds	45,082,129.08
C. Direct Charged Costs in Other Funds		
1	Adult Education (Fund 11, Objects 1000-5999, except 5100)	355,740.96
2	Child Development (Fund 12, Objects 1000-5999, except 5100)	611,793.24
3	Cafeteria (Funds 13 & 61, Objects 1000-5999, except 5100)	2,744,306.16
4	Foundation (Funds 19 & 57, Objects 1000-5999, except 5100)	0.00
5	Total Direct Charged Costs in Other Funds	3,711,840.36
D. Total Direct Charged and Allocated Costs (B3 + C5)		48,793,969.44
E. Ratio of Central Administration Costs to Direct Charged and Allocated Costs (A5/D)		9.03%

Unaudited Actuals
2021-22
General Fund and Charter Schools Funds
Program Cost Report
Schedule of Other Costs (OC)

Type of Activity	Food Services (Function 3700)	Enterprise (Function 6000)	Facilities Acquisition & Construction (Function 8500)	Other Outgo (Functions 9000-9999)	Total
Food Services (Objects 1000-5999, 6400-6910)	55,612.50				55,612.50
Enterprise (Objects 1000-5999, 6400-6910)		0.00			0.00
Facilities Acquisition & Construction (Objects 1000-6600)			771,103.18		771,103.18
Other Outgo (Objects 1000-7999)				2,575,825.83	2,575,825.83
Total Other Costs	55,612.50	0.00	771,103.18	2,575,825.83	3,402,541.51

Description	Direct Costs - Interfund		Indirect Costs - Interfund		Interfund Transfers In 8900-8929	Interfund Transfers Out 7600-7629	Due From Other Funds 9310	Due To Other Funds 9610
	Transfers In 5750	Transfers Out 5750	Transfers In 7350	Transfers Out 7350				
01 GENERAL FUND								
Expenditure Detail	0.00	(52,044.80)	0.00	(129,776.62)				
Other Sources/Uses Detail					0.00	123,080.27		
Fund Reconciliation							52,577.24	0.00
08 STUDENT ACTIVITY SPECIAL REVENUE FUND								
Expenditure Detail	0.00	0.00	0.00	0.00				
Other Sources/Uses Detail					0.00	0.00		
Fund Reconciliation							0.00	0.00
09 CHARTER SCHOOLS SPECIAL REVENUE FUND								
Expenditure Detail	0.00	0.00	0.00	0.00				
Other Sources/Uses Detail					0.00	0.00		
Fund Reconciliation							0.00	0.00
10 SPECIAL EDUCATION PASS-THROUGH FUND								
Expenditure Detail								
Other Sources/Uses Detail								
Fund Reconciliation							0.00	0.00
11 ADULT EDUCATION FUND								
Expenditure Detail	42,074.00	0.00	21,913.39	0.00				
Other Sources/Uses Detail					0.00	0.00		
Fund Reconciliation							0.00	0.00
12 CHILD DEVELOPMENT FUND								
Expenditure Detail	0.00	0.00	26,329.38	0.00				
Other Sources/Uses Detail					73,595.11	0.00		
Fund Reconciliation							0.00	41,742.40
13 CAFETERIA SPECIAL REVENUE FUND								
Expenditure Detail	9,970.80	0.00	81,533.85	0.00				
Other Sources/Uses Detail					49,485.16	0.00		
Fund Reconciliation							0.00	10,834.84
14 DEFERRED MAINTENANCE FUND								
Expenditure Detail	0.00	0.00						
Other Sources/Uses Detail					0.00	0.00		
Fund Reconciliation							0.00	0.00
15 PUPIL TRANSPORTATION EQUIPMENT FUND								
Expenditure Detail	0.00	0.00						
Other Sources/Uses Detail					0.00	0.00		
Fund Reconciliation							0.00	0.00
17 SPECIAL RESERVE FUND FOR OTHER THAN CAPITAL OUTLAY								
Expenditure Detail								
Other Sources/Uses Detail					0.00	0.00		
Fund Reconciliation							0.00	0.00
18 SCHOOL BUS EMISSIONS REDUCTION FUND								
Expenditure Detail	0.00	0.00						
Other Sources/Uses Detail					0.00	0.00		
Fund Reconciliation							0.00	0.00
19 FOUNDATION SPECIAL REVENUE FUND								
Expenditure Detail	0.00	0.00	0.00	0.00				
Other Sources/Uses Detail						0.00		
Fund Reconciliation							0.00	0.00
20 SPECIAL RESERVE FUND FOR POSTEMPLOYMENT BENEFITS								
Expenditure Detail								
Other Sources/Uses Detail					0.00	0.00		
Fund Reconciliation							0.00	0.00
21 BUILDING FUND								
Expenditure Detail	0.00	0.00						
Other Sources/Uses Detail					3,033,778.49	0.00		
Fund Reconciliation							0.00	0.00
25 CAPITAL FACILITIES FUND								
Expenditure Detail	0.00	0.00						
Other Sources/Uses Detail					0.00	0.00		
Fund Reconciliation							0.00	0.00
30 STATE SCHOOL BUILDING LEASE/PURCHASE FUND								
Expenditure Detail	0.00	0.00						
Other Sources/Uses Detail					0.00	0.00		
Fund Reconciliation							0.00	0.00
35 COUNTY SCHOOL FACILITIES FUND								
Expenditure Detail	0.00	0.00						
Other Sources/Uses Detail					0.00	3,033,778.49		
Fund Reconciliation							0.00	0.00
40 SPECIAL RESERVE FUND FOR CAPITAL OUTLAY PROJECTS								
Expenditure Detail	0.00	0.00						
Other Sources/Uses Detail					0.00	0.00		
Fund Reconciliation							0.00	0.00
49 CAP PROJ FUND FOR BLENDED COMPONENT UNITS								
Expenditure Detail	0.00	0.00						
Other Sources/Uses Detail					0.00	0.00		
Fund Reconciliation							0.00	0.00
51 BOND INTEREST AND REDEMPTION FUND								
Expenditure Detail								
Other Sources/Uses Detail					0.00	0.00		
Fund Reconciliation							0.00	0.00
52 DEBT SVC FUND FOR BLENDED COMPONENT UNITS								
Expenditure Detail								
Other Sources/Uses Detail					0.00	0.00		
Fund Reconciliation							0.00	0.00
53 TAX OVERRIDE FUND								
Expenditure Detail								
Other Sources/Uses Detail					0.00	0.00		
Fund Reconciliation							0.00	0.00
56 DEBT SERVICE FUND								
Expenditure Detail								
Other Sources/Uses Detail					0.00	0.00		
Fund Reconciliation							0.00	0.00
57 FOUNDATION PERMANENT FUND								
Expenditure Detail	0.00	0.00	0.00	0.00				
Other Sources/Uses Detail						0.00		
Fund Reconciliation							0.00	0.00

Description	Direct Costs - Transfers In 5750	Interfund Transfers Out 5750	Indirect Costs - Transfers In 7350	Interfund Transfers Out 7350	Interfund Transfers In 8900-8929	Interfund Transfers Out 7600-7629	Due From Other Funds 9310	Due To Other Funds 9610
61 CAFETERIA ENTERPRISE FUND								
Expenditure Detail	0.00	0.00	0.00	0.00				
Other Sources/Uses Detail					0.00	0.00		
Fund Reconciliation							0.00	0.00
62 CHARTER SCHOOLS ENTERPRISE FUND								
Expenditure Detail	0.00	0.00	0.00	0.00				
Other Sources/Uses Detail					0.00	0.00		
Fund Reconciliation							0.00	0.00
63 OTHER ENTERPRISE FUND								
Expenditure Detail	0.00	0.00						
Other Sources/Uses Detail					0.00	0.00		
Fund Reconciliation							0.00	0.00
66 WAREHOUSE REVOLVING FUND								
Expenditure Detail	0.00	0.00						
Other Sources/Uses Detail					0.00	0.00		
Fund Reconciliation							0.00	0.00
67 SELF-INSURANCE FUND								
Expenditure Detail	0.00	0.00						
Other Sources/Uses Detail					0.00	0.00		
Fund Reconciliation							0.00	0.00
71 RETIREE BENEFIT FUND								
Expenditure Detail					0.00			
Other Sources/Uses Detail								
Fund Reconciliation							0.00	0.00
73 FOUNDATION PRIVATE-PURPOSE TRUST FUND								
Expenditure Detail	0.00	0.00						
Other Sources/Uses Detail					0.00			
Fund Reconciliation							0.00	0.00
76 WARRANT/PASS-THROUGH FUND								
Expenditure Detail								
Other Sources/Uses Detail							0.00	0.00
Fund Reconciliation								
95 STUDENT BODY FUND								
Expenditure Detail								
Other Sources/Uses Detail								
Fund Reconciliation							0.00	0.00
TOTALS	52,044.80	(52,044.80)	129,776.62	(129,776.62)	3,156,858.76	3,156,858.76	52,577.24	52,577.24

SACS2022ALL Financial Reporting Software - 2022.2.0
9/9/2022 3:21:35 PM

12-75515-0000000

Unaudited Actuals
2021-22 Unaudited Actuals
Technical Review Checks

Eureka City Unified

Humboldt County

Following is a chart of the various types of technical review checks and related requirements:

- F - Fatal (Data must be corrected; an explanation is not allowed)
- W/WC - Warning/Warning with Calculation (If data are not correct, correct the data; if data are correct an explanation is required)
- O - Informational (If data are not correct, correct the data; if data are correct an explanation is optional, but encouraged)

IMPORT CHECKS

CHECKFUND - (F) - All FUND codes must be valid.

PASSED

CHECKRESOURCE - (W) - The following codes for RESOURCE are not valid. Data should be corrected or narrative must be provided explaining why the exception (s) should be considered appropriate.

EXCEPTION

ACCOUNT FD - RS - PY - GO - FN - OB	RESOURCE	VALUE
01-6231-0-0000-0000-8590	6231	175,186.30
Explanation:Resource for state reimbursement based loan for electric school bus.		
01-6231-0-0000-0000-9110	6231	-185,858.85
01-6231-0-0000-0000-9200	6231	185,858.85
01-6231-0-0000-8500-6200	6231	175,186.30
01-6231-0-0000-0000-979Z	6231	0.00
01-6231-0-0000-0000-9740	6231	0.00

CHK-RS-LOCAL-DEFINED - (F) - All locally defined resource codes must roll up to a CDE defined resource code.

PASSED

CHECKGOAL - (F) - All GOAL codes must be valid.

PASSED

CHECKFUNCTION - (F) - All FUNCTION codes must be valid.

PASSED

CHECKOBJECT - (F) - All OBJECT codes must be valid.

PASSED

CHK-FUNDxOBJECT - (F) - All FUND and OBJECT account code combinations must be valid.

PASSED

CHK-FDxRS7690x8590 - (F) - Funds 19, 57, 63, 66, 67, and 73 with Object 8590, All Other State Revenue, must be used in combination with Resource 7690, STRS-On Behalf Pension Contributions.

PASSED

CHK-FUNDxRESOURCE - (W) - The following combinations for FUND and RESOURCE are invalid. Data should be corrected or narrative must be provided explaining why the exception(s) should be considered appropriate.

EXCEPTION

ACCOUNT

FD - RS - PY - GO - FN - OB	FUND	RESOURCE	VALUE
01-6231-0-0000-0000-8590	01	6231	175,186.30
01-6231-0-0000-0000-9110	01	6231	-185,858.85
01-6231-0-0000-0000-9200	01	6231	185,858.85
01-6231-0-0000-0000-9740	01	6231	0.00
01-6231-0-0000-0000-979Z	01	6231	0.00
01-6231-0-0000-8500-6200	01	6231	175,186.30
Explanation:Resource for state reimbursement based loan for electric school bus			

CHK-FUNDxGOAL - (W) - All FUND and GOAL account code combinations should be valid. PASSED

CHK-FUNDxFUNCTION-A - (W) - All FUND (funds 01 through 12, 19, 57, 62, and 73) and FUNCTION account code combinations should be valid. PASSED

CHK-FUNDxFUNCTION-B - (F) - All FUND (all funds except for 01 through 12, 19, 57, 62, and 73) and FUNCTION account code combinations must be valid. PASSED

CHK-RESOURCExOBJECTA - (W) - The following combinations for RESOURCE and OBJECT (objects 8000 through 9999, except for 9791, 9793, and 9795) are invalid. Data should be corrected or narrative must be provided explaining why the exception (s) should be considered appropriate. EXCEPTION

ACCOUNT	RESOURCE	OBJECT	VALUE
FD - RS - PY - GO - FN - OB			
01-6231-0-0000-0000-8590	6231	8590	175,186.30
Explanation:Resource for state reimbursement based loan for electric school bus			
01-6231-0-0000-0000-9110	6231	9110	-185,858.85
Explanation:Resource for state reimbursement based loan for electric school bus			
01-6231-0-0000-0000-9200	6231	9200	185,858.85
Explanation:Resource for state reimbursement based loan for electric school bus			

CHK-RESOURCExOBJECTB - (O) - All RESOURCE and OBJECT (objects 9791, 9793, and 9795) account code combinations should be valid. PASSED

CHK-RES6500xOBJ8091 - (F) - There is no activity in Resource 6500 (Special Education) with Object 8091 (LCFF Transfers-Current Year) or 8099 (LCFF/Revenue Limit Transfers-Prior Years). PASSED

CHK-FUNCTIONxOBJECT - (F) - All FUNCTION and OBJECT account code combinations must be valid. PASSED

CHK-GOALxFUNCTION-A - (F) - Goal and function account code combinations (all goals with expenditure objects 1000-7999 in functions 1000-1999 and 4000-5999) must be valid. NOTE: Functions not included in the GOALxFUNCTION table (0000, 2000-3999, 6000-6999, 7100-7199, 7210, 8000-8999) are not checked and will pass the TRC. PASSED

CHK-GOALxFUNCTION-B - (F) - General administration costs (functions 7200-7999, except 7210) must be direct-charged to an Undistributed, Nonagency, or County Services to Districts goal (Goal 0000, 7100-7199, or 8600-8699). PASSED

SPECIAL-ED-GOAL - (F) - Special Education revenue and expenditure transactions (resources 3300-3405, and 6500-6540, objects 1000-8999) must be coded to a Special Education 5000 goal or to Goal 7110, Nonagency-Educational. This technical review check excludes Early Intervening Services resources 3307, 3309, 3312, 3318, and 3332. PASSED

BALANCE-FDxRS - (F) - Adjusted Beginning Fund Balance plus Revenues minus Expenditures minus Assets minus Deferred Outflows of Resources plus Liabilities plus Deferred Inflows of Resources, must total zero by fund and resource. PASSED

PY-EFB=CY-BFB - (F) - Prior year ending fund balance (preloaded from last year's unaudited actuals submission) must equal current year beginning fund balance (Object 9791). PASSED

PY-EFB=CY-BFB-RES - (F) - Prior year ending balance (preloaded from last year's unaudited actuals submission) must equal current year beginning balance (Object 9791), by fund and resource. PASSED

GENERAL LEDGER CHECKS

INTERFD-DIR-COST - (F) - Transfers of Direct Costs - Interfund (Object 5750) must net to zero for all funds. PASSED

INTERFD-INDIRECT - (F) - Transfers of Indirect Costs - Interfund (Object 7350) must net to zero for all funds. PASSED

INTERFD-INDIRECT-FN - (F) - Transfers of Indirect Costs - Interfund (Object 7350) must net to zero by function. PASSED

INTERFD-IN-OUT - (F) - Interfund Transfers In (objects 8910-8929) must equal Interfund Transfers Out (objects 7610-7629). PASSED

DUE-FROM=DUE-TO - (F) - Due from Other Funds (Object 9310) must equal Due to Other Funds (Object 9610). PASSED

LCFF-TRANSFER - (F) - LCFF Transfers (objects 8091 and 8099) must net to zero, individually. PASSED

INTRA-FD-DIR-COST - (F) - Transfers of Direct Costs (Object 5710) must net to zero by fund. PASSED

INTRA-FD-INDIRECT - (F) - Transfers of Indirect Costs (Object 7310) must net to zero by fund. PASSED

INTRA-FD-INDIRECT-FN - (F) - Transfers of Indirect Costs (Object 7310) must net to zero by function. PASSED

CONTRIB-UNREST-REV - (F) - Contributions from Unrestricted Revenues (Object 8980) must net to zero by fund. PASSED

CONTRIB-RESTR-REV - (F) - Contributions from Restricted Revenues (Object 8990) must net to zero by fund. PASSED

EPA-CONTRIB - (F) - There should be no contributions (objects 8980-8999) to the Education Protection Account (Resource 1400). PASSED

LOTTERY-CONTRIB - (F) - There should be no contributions (objects 8980-8999) to the lottery (resources 1100 and 6300) or from the Lottery: Instructional

Materials (Resource 6300).

PASSED

PASS-THRU-REV=EXP - (W) - Pass-through revenues from all sources (objects 8287, 8587, and 8697) should equal transfers of pass-through revenues to other agencies (objects 7211 through 7213, plus 7299 for Resource 3327), by resource.

PASSED

SE-PASS-THRU-REVENUE - (W) - Transfers of special education pass-through revenues are not reported in the general fund for the Administrative Unit of a Special Education Local Plan Area.

PASSED

CEFB=FD-EQUITY - (F) - Components of Ending Fund Balance/Net Position (objects 9710-9790, 9796, and 9797) must agree with Fund Equity (Assets [objects 9100-9489] plus Deferred Outflows of Resources [objects 9490-9499] minus Liabilities [objects 9500-9689] minus Deferred Inflows of Resources [objects 9690-9699]).

PASSED

EXCESS-ASSIGN-REU - (F) - Amounts reported in Other Assignments (Object 9780) and/or Reserve for Economic Uncertainties (REU) (Object 9789) should not create a negative amount in Unassigned/Unappropriated (Object 9790) by fund and resource (for all funds except funds 61 through 95).

PASSED

UNASSIGNED-NEGATIVE - (F) - Unassigned/Unappropriated balance (Object 9790) must be zero or negative, by resource, in all funds except the general fund and funds 61 through 95.

PASSED

UNR-NET-POSITION-NEG - (F) - Unrestricted Net Position (Object 9790), in restricted resources, must be zero or negative, by resource, in funds 61 through 95.

PASSED

RS-NET-POSITION-ZERO - (F) - Restricted Net Position (Object 9797), in unrestricted resources, must be zero, by resource, in funds 61 through 95.

PASSED

EFB-POSITIVE - (W) - All ending fund balances (Object 979Z) should be positive by resource, by fund.

PASSED

OBJ-POSITIVE - (W) - All applicable objects should have a positive balance by resource, by fund.

PASSED

REV-POSITIVE - (W) - Revenue amounts exclusive of contributions (objects 8000-8979) should be positive by resource, by fund.

PASSED

EXP-POSITIVE - (W) - Expenditure amounts (objects 1000-7999) should be positive by function, resource, and fund.

PASSED

AR-AP-POSITIVE - (F) - Accounts Receivable (Object 9200), Due from Other Funds (Object 9310), Accounts Payable (Object 9500), and Due to Other Funds (Object 9610) should have a positive balance by resource, by fund.

PASSED

CEFB-POSITIVE - (F) - Components of Ending Fund Balance/Net Position (objects 9700-9789, 9796, and 9797) must be positive individually by resource, by fund.

PASSED

CONSOLIDATED-ADM-BAL - (F) - Net expenditures and assets minus liabilities must equal zero for Resource 3155, ESEA (ESSA): Consolidated Administrative Funds.

PASSED

NET-INV-CAP-ASSETS - (W) - If capital asset amounts are imported/keyed, objects

9400-9489, (Capital Assets) in funds 61-95, then an amount should be recorded for Object 9796 (Net Investment in Capital Assets) within the same fund. PASSED

SUPPLEMENTAL CHECKS

ESMOE-ADA - (F) - If Form ESMOE is completed, ADA must be reported in Section II, Line A. PASSED

ASSET-IMPORT - (F) - If capital asset amounts are imported/keyed (Function 8500, Facilities Acquisition and Construction, or objects 6XXX, Capital Outlay; or objects 9400-9489, Capital Assets, in funds 61-67), then capital asset supplemental data (Form ASSET) must be provided. PASSED

DEBT-IMPORT - (F) - If long-term debt amounts are imported/keyed, the long-term debt supplemental data (Form DEBT) must be provided. PASSED

LOT-IMPORT - (F) - If lottery amounts are imported in resources 1100 and/or 6300, then the Lottery Report, Form L, must be completed and saved. PASSED

LOT-CONTRIB-IMPORT-A - (F) - If State Lottery revenue (Resource 1100) is contributed to other resources (Object 8980), supplemental data for those contributions must be entered in Form L. PASSED

LOT-CONTRIB-IMPORT-B - (W) - If State Lottery revenue (Resource 1100) is contributed to other resources (Object 8980), supplemental expenditure data for those contributions should be entered in Form L. PASSED

ESMOE-IMPORT - (F) - If Every Student Succeeds Act amounts are imported, then the Every Student Succeeds Act Maintenance of Effort form, Form ESMOE, must be provided. PASSED

CURRENT-CALC-EXP - (O) - The Percent of Current Cost of Education Expended for Classroom Compensation (Line 15 in Form CEA) must equal or exceed 60% for elementary, 55% for unified, and 50% for high school districts under EC Section 41372, unless the district is exempt pursuant to EC Section 41374. PASSED

IC-ADMIN-PLANT-SVCS - (W) - Percentage of plant services costs attributable to general administration should not be zero or exceed 25%. PASSED

IC-PCT - (W) - The straight indirect cost percentage before the carry-forward adjustment (Form ICR, Part III, Line C) is between 2% and 9%. PASSED

IC-POSITIVE - (W) - The indirect cost rate after the carry-forward adjustment (Form ICR, Part III, Line D) should be positive. PASSED

IC-ADMIN-NOT-ZERO - (F) - Other General Administration costs (Part III, Line A1) in Form ICR should not be zero. PASSED

IC-BD-SUPT-NOT-ZERO - (W) - Board and Superintendent costs (Part III, Line B7) in Form ICR should not be zero. PASSED

IC-BD-SUPT-VS-ADMIN - (W) - In Form ICR, the ratio of Board and Superintendent costs (Part III, Line B7) to Other General Administration costs (Part III, Line A1) should not be less than 5%. PASSED

IC-EXCEEDS-LEA-RATE - (W) - The indirect cost rate used in one or more programs (Form ICR, Exhibit A - Rate Used) should not exceed the LEA's approved indirect

cost rate. PASSED

PCRAF-UNDISTRIBUTED - (F) - Allocation factors must be entered in Form PCRAF for support functions with costs in undistributed goals (goals 0000 and 9000). PASSED

PCR-ALLOC-NO-DIRECT - (W) - In forms PCR/PCRAF, costs should normally only be allocated to goals that have direct costs. PASSED

PCR-GF-EXPENDITURES - (F) - Total Costs by Program in Form PCR, Column 6 should agree with total expenditures (objects 1000-7999) in funds 01, 09, and 62. PASSED

ASSET-ACCUM-DEPR-NEG - (F) - In Form ASSET, accumulated depreciation and amortization for governmental and business-type activities must be zero or negative. PASSED

ASSET-PY-BAL - (F) - If capital asset ending balances were included in the prior year unaudited actuals, the Schedule of Capital Assets (Form ASSET) must be provided. PASSED

DEBT-ACTIVITY - (O) - If long-term debt exists, there should be activity entered in the Schedule of Long-Term Liabilities (Form DEBT) for each type of debt. PASSED

DEBT-POSITIVE - (F) - In Form DEBT, long-term liability ending balances must be positive. PASSED

DEBT-PY-BAL - (F) - If long-term liability ending balances were included in the prior year unaudited actuals data, the Schedule of Long-Term Liabilities (Form DEBT) must be provided. PASSED

EXPORT CHECKS

FORM01-PROVIDE - (F) - Form 01 (Form 01I) must be opened and saved. PASSED

UNAUDIT-CERT-PROVIDE - (F) - Unaudited Actual Certification (Form CA) must be provided. PASSED

ADA-PROVIDE - (F) - Average Daily Attendance data (Form A) must be provided. PASSED

CEA-PROVIDE - (F) - Current Expense Formula/Minimum Classroom Compensation data (Form CEA) must be provided. PASSED

ICR-PROVIDE - (F) - Indirect Cost Rate Worksheet (Form ICR) must be provided. PASSED

GANN-PROVIDE - (F) - Appropriations Limit Calculations supplemental data (Form GANN) must be provided. PASSED

CHK-UNBALANCED-A - (W) - Unbalanced and/or incomplete data in any of the forms should be corrected before an official export is completed. PASSED

CHK-UNBALANCED-B - (F) - Unbalanced and/or incomplete data in any of the forms must be corrected before an official export can be completed. PASSED

**CHK-DEPENDENCY - (F) - If data have changed that affect other forms, the
affected forms must be opened and saved. PASSED**

Checks Completed.

EUREKA CITY SCHOOLS SCHOOL DISTRICT																	9/12/2022	
ALL FUNDS																		
Unaudited Actuals WORKING BUDGET																		
FISCAL YEAR 2021-22																		
	General Fund/TRANS Unrestricted 01	General Fund/TRANS Restricted 01	General Fund/TRANS Total 01	SPECIAL REVENUE FUNDS Cafeteria Fund 13	Special Reserves 17	Adult Education 11	Child Development 12	Student Body 08	Deferred Maintenance 14	Retiree Benefits 20	Measure S 21	Capital Facilities 25	OTHER FUND TYPES State School Facilities 35	Cap Outlay Reserve 40	Self-Insurance Vision 67	Self-Insurance Dental 68	Trust Fund 73	Total All Funds
A. REVENUES																		
Local Control Funding Formula	\$ 40,360,750	\$ 601	\$ 40,360,750	\$ 2,502,816														\$ 40,360,750
Federal Sources		12,320,130	12,320,731															14,823,547
Other State Sources	990,661	7,205,614	8,196,275	149,657		301,934	533,117							14,400				9,195,383
Other Local Sources	722,544	2,607,152	3,329,696	129,580	13,381	53,496	5,500	532,268		1,104	266,498	706	7,024	1,339	108,060	496,555	65,283	5,010,490
Total Revenue	42,074,556	22,132,896	64,207,452	2,782,053	13,381	355,430	538,617	532,268		1,104	266,498	706	7,024	15,739	108,060	496,555	65,283	69,390,170
B. EXPENDITURES																		
Certificated Salaries	9,173,652	8,828,938	18,002,590			167,075	195,176											18,364,841
Classified Salaries	4,944,355	4,194,255	9,138,610	907,274		34,926	169,428				13,155							10,263,393
Employee Benefits	7,220,313	7,301,424	14,521,737	669,954		93,268	213,846				3,518							15,502,323
Supplies	1,184,295	1,755,267	2,939,562	1,129,225		11,248	38,535	264,638			80,125							4,463,333
Services & Other Operating	2,583,470	2,391,804	4,975,274	37,854		49,224	18,199	193,682			17,337				107,331	543,334	33,312	5,975,547
Capital Outlay	408,649	361,567	770,216								13,978,441			241,120				14,989,777
Other Outgo	641,044	1,776,924	2,417,968															2,417,968
Support Costs	(579,161)	449,384	(129,777)	81,534		21,913	33,403											7,073
Total Expenditures	25,576,617	27,059,563	52,636,180	2,825,841		377,654	668,587	458,320			14,092,576			241,120	107,331	543,334	33,312	71,984,255
C. EXCESS REVENUES (EXPENDITURES)	16,497,939	(4,926,667)	11,571,272	(43,788)	13,381	(22,224)	(129,970)	73,948		1,104	(13,826,078)	706	7,024	(225,381)	729	(46,779)	31,971	(2,594,085)
D. OTHER FINANCING SOURCES/USES																		
Interfund Transfers In				49,485			73,595				3,033,778							3,156,858
Interfund Transfers Out	(123,080)		(123,080)										(3,033,778)					(3,156,858)
Other Sources											17,790,000			1,500				17,791,500
Other Uses																		
Contributions	(6,767,509)	6,767,509																
Total Other Sources (Uses)	(6,890,589)	6,767,509	(123,080)	49,485			73,595				20,823,778		(3,033,778)	1,500				17,791,500
E. FUND BALANCE INCREASE (DECREASE)	9,607,350	1,840,842	11,448,192	5,697	13,381	(22,224)	(56,375)	73,948		1,104	6,997,700	706	(3,026,754)	(223,881)	729	(46,779)	31,971	15,197,415
F. ADJUSTED BEGINNING BALANCE	12,723,948	2,378,561	15,102,509	328,700	1,611,329	123,584	36,442	284,065	2,121	132,989	29,905,701	84,995	3,059,625	241,119	290,419	1,035,651	209,515	52,448,764
G. ENDING BALANCE	\$ 22,331,298	\$ 4,219,403	\$ 26,550,701	\$ 334,397	\$ 1,624,710	\$ 101,360	\$ (19,933)	\$ 358,013	2,121	\$ 134,093	\$ 36,903,401	\$ 85,701	\$ 32,871	\$ 17,238	\$ 291,148	\$ 988,872	241,486	\$ 67,646,179

Total General Fund Expenditures, Transfers out and Uses		52,759,260	District Reserve of 6.35% includes:		
Recommended Minimum Reserve Calculation at 3%:		\$1,582,778	General Fund Designated for Economic Uncertainty:		\$ 1,727,428
Budgeted Reserve Level:		6.35%	Special Reserve Fund Ending Balance:		\$ 1,624,710
			TOTAL:		\$ 3,352,138

EUREKA CITY SCHOOLS
GENERAL FUND COMPARISON
2021/22 Unaudited Actuals

	General Fund 2018/19 Unaudited Actuals (a)	General Fund 2019/20 Unaudited Actuals (b)	General Fund 2020/21 Unaudited Actuals (c)	General Fund 2021/22 Unaudited Actuals (d)	2020/21 UA to 2021/22 UA (e) (d - c)
A. REVENUES					
LCFF/Revenue Limit Sources	\$ 36,200,564	37,300,619	37,413,384	40,360,750	2,947,366
Federal Sources	4,543,164	3,076,151	7,898,715	12,320,731	4,422,016
Other State Sources	5,553,924	4,578,181	6,357,535	8,196,276	1,838,741
Other Local Sources	2,548,215	2,549,394	3,034,587	3,329,696	295,109
Total Revenue	48,845,867	47,504,345	54,704,221	64,207,453	9,503,232
B. EXPENDITURES					
Certificated Salaries	16,154,277	15,975,870	15,243,326	18,002,591	2,759,265
Classified Salaries	7,102,432	7,205,072	7,074,217	9,138,610	2,064,393
Employee Benefits	13,824,309	13,125,001	12,233,745	14,521,737	2,287,992
Supplies	1,976,543	1,895,864	4,093,962	2,939,562	(1,154,400)
Services & Other Operating	5,471,417	4,626,896	4,432,139	4,975,274	543,135
Capital Outlay	539,212	746,933	689,720	770,216	80,496
Other Outgo (Chargeback from HCOE)	2,769,501	2,541,535	2,532,115	2,417,968	(114,147)
Support Costs (Indirect Cost Transfers)	(156,135)	(160,349)	(103,386)	(129,777)	(26,391)
Total Expenditures	47,681,556	45,956,822	46,195,838	52,636,181	6,440,343
C. EXCESS REVENUES (EXPENDITURES)	1,164,311	1,547,523	8,508,383	11,571,272	3,062,889
D. OTHER FINANCING SOURCES/USES					
Interfund Transfers In	0	0	0	0	0
Interfund Transfers (Out)	(113,100)	(415,075)	(269,231)	(123,080)	146,151
Total Other Sources (Uses)	(113,100)	(415,075)	(269,231)	(123,080)	146,151
E. FUND BALANCE INCREASE (DECREASE)	1,051,211	1,132,448	8,239,152	11,448,192	3,209,040
F. ADJUSTED BEGINNING BALANCE	4,679,698	5,730,909	6,863,357	15,102,509	8,239,152
G. ENDING BALANCE	\$ 5,730,909	6,863,357	15,102,509	26,550,701	11,448,192

EUREKA CITY SCHOOLS
GENERAL FUND COMPARISON - UNRESTRICTED
2021/22 Unaudited Actuals

	General Fund 2018/19 Unaudited Actuals (a)	General Fund 2019/20 Unaudited Actuals (b)	General Fund 2020/21 Unaudited Actuals (c)	General Fund 2021/22 Unaudited Actuals (d)	2020/21 UA to 2021/22 UA (e) (d - c)
A. REVENUES					
LCFF/Revenue Limit Sources	\$ 36,200,564	37,300,619	37,413,384	40,360,750	2,947,366
Federal Sources	5,112	4,493	480	601	121
Other State Sources	1,360,850	1,466,352	829,016	990,661	161,645
Other Local Sources	771,197	529,543	490,866	722,544	231,678
Total Revenue	38,337,723	39,301,007	38,733,746	42,074,556	3,340,810
B. EXPENDITURES					
Certificated Salaries	12,257,305	12,536,567	10,486,421	9,173,652	(1,312,769)
Classified Salaries	4,492,258	4,594,543	4,129,490	4,944,355	814,865
Employee Benefits	7,952,972	8,131,721	7,044,513	7,220,313	175,800
Supplies	1,095,229	976,968	545,183	1,184,295	639,112
Services & Other Operating	3,491,824	3,171,507	2,729,236	2,583,470	(145,766)
Capital Outlay	377,914	311,788	83,292	408,649	325,357
Other Outgo (Chargeback from HCOE)	504,666	436,066	385,494	641,044	255,550
Support Costs (Indirect Cost Transfers)	(510,998)	(511,990)	(345,640)	(579,161)	(233,521)
Total Expenditures	29,661,170	29,647,170	25,057,989	25,576,617	518,628
C. EXCESS REVENUES (EXPENDITURES)	8,676,553	9,653,837	13,675,757	16,497,939	2,822,182
D. OTHER FINANCING SOURCES/USES					
Interfund Transfers In	0	0	0	0	0
Interfund Transfers (Out)	(113,100)	(415,075)	(269,231)	(123,080)	146,151
Contributions	(7,672,948)	(7,485,069)	(7,009,299)	(6,767,509)	241,790
Total Other Sources (Uses)	(7,786,048)	(7,900,144)	(7,278,530)	(6,890,589)	387,941
E. FUND BALANCE INCREASE (DECREASE)	890,505	1,753,693	6,397,227	9,607,350	3,210,123
F. ADJUSTED BEGINNING BALANCE	3,682,523	4,573,028	6,326,721	12,723,948	6,397,227
G. ENDING BALANCE	\$ 4,573,028	6,326,721	12,723,948	22,331,298	9,607,350

EUREKA CITY SCHOOLS
GENERAL FUND COMPARISON - RESTRICTED
2021/22 Unaudited Actuals

	General Fund 2018/19 Unaudited Actuals (a)	General Fund 2019/20 Unaudited Actuals (b)	General Fund 2020/21 Unaudited Actuals (c)	General Fund 2021/22 Unaudited Actuals (d)	2020/21 UA to 2021/22 UA (e) (d - c)
A. REVENUES					
Revenue Limit Sources	\$ 0	0	0	0	0
Federal Sources	4,538,052	3,071,658	7,898,235	12,320,130	4,421,895
Other State Sources	4,193,074	3,111,829	5,528,519	7,205,615	1,677,096
Other Local Sources	1,777,018	2,019,851	2,543,721	2,607,152	63,431
Total Revenue	10,508,144	8,203,338	15,970,475	22,132,897	6,162,422
B. EXPENDITURES					
Certificated Salaries	3,896,972	3,439,303	4,756,905	8,828,939	4,072,034
Classified Salaries	2,610,174	2,610,529	2,944,727	4,194,255	1,249,528
Employee Benefits	5,871,337	4,993,280	5,189,232	7,301,424	2,112,192
Supplies	881,314	918,896	3,548,779	1,755,267	(1,793,512)
Services & Other Operating	1,979,593	1,455,389	1,702,903	2,391,804	688,901
Capital Outlay	161,298	435,145	606,428	361,567	(244,861)
Other Outgo (Chargeback from HCOE)	2,264,835	2,105,469	2,146,621	1,776,924	(369,697)
Support Costs (Indirect Cost Transfers)	354,863	351,641	242,254	449,384	207,130
Total Expenditures	18,020,386	16,309,652	21,137,849	27,059,564	5,921,715
C. EXCESS REVENUES (EXPENDITURES)	(7,512,242)	(8,106,314)	(5,167,374)	(4,926,667)	240,707
D. OTHER FINANCING SOURCES/USES					
Interfund Transfers Out	0	0	0	0	0
Contributions	7,672,948	7,485,069	7,009,299	6,767,509	(241,790)
Total Other Sources (Uses)	7,672,948	7,485,069	7,009,299	6,767,509	(241,790)
E. FUND BALANCE INCREASE (DECREASE)	160,706	(621,245)	1,841,925	1,840,842	(1,083)
F. ADJUSTED BEGINNING BALANCE	997,175	1,157,881	536,636	2,378,561	1,841,925
G. ENDING BALANCE	\$ 1,157,881	536,636	2,378,561	4,219,403	1,840,842



Eureka City Schools 2021-2022 Unaudited Actuals

September 15, 2022

Presented By: Paul Ziegler

Assistant Superintendent

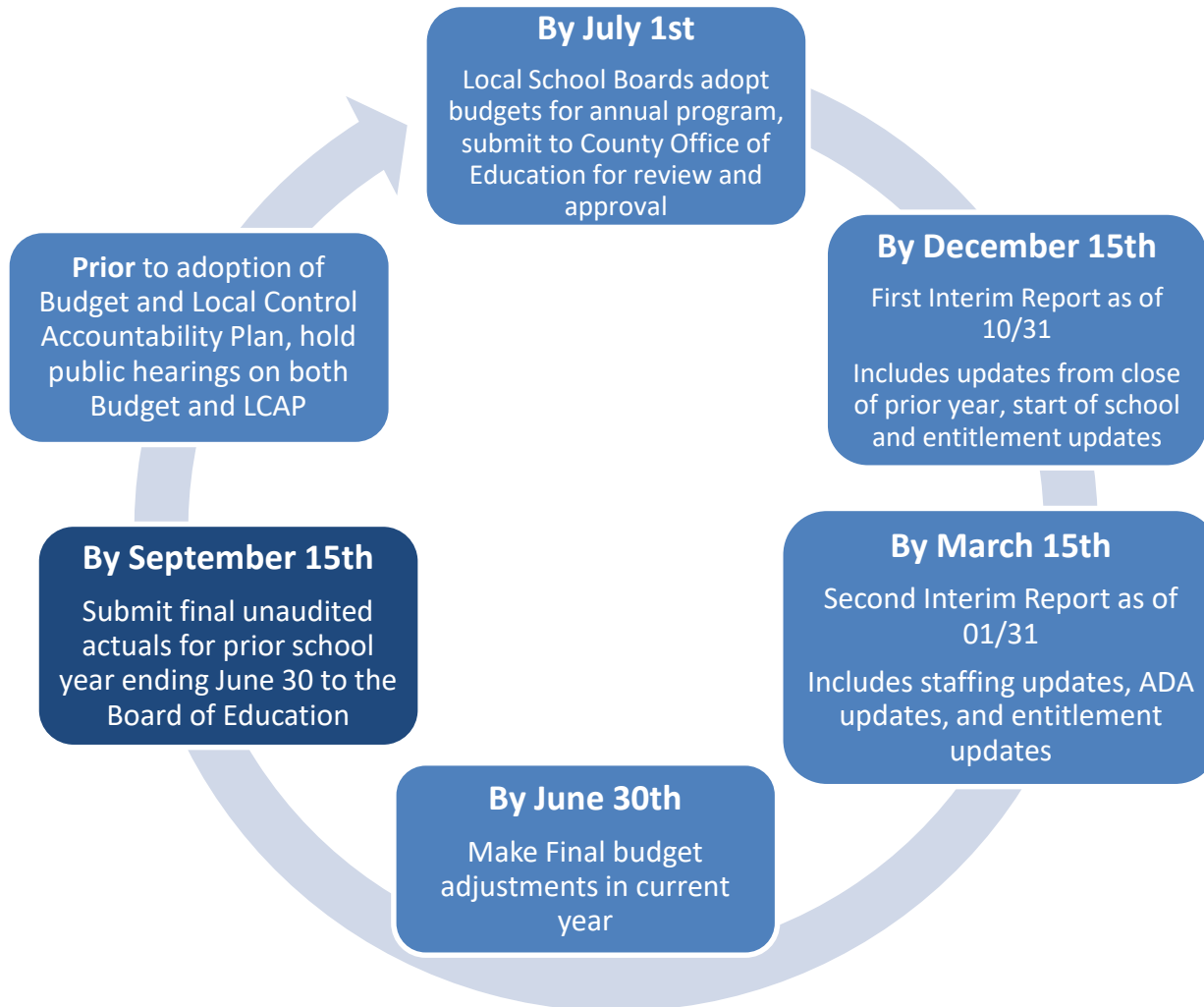
ACTION REQUESTED:

The Governing Board is asked to discuss and approve the Eureka City Schools 2021-22 Unaudited Actuals as presented.

Approval of the Unaudited Actuals is an annual requirement.

Budget Process and Timeline

Annual Cycle of California Public Schools Reporting to State



EUREKA CITY SCHOOLS
GENERAL FUND COMPARISON
2021/22 Unaudited Actuals

	General Fund 2018/19 Unaudited Actuals (a)	General Fund 2019/20 Unaudited Actuals (b)	General Fund 2020/21 Unaudited Actuals (c)	General Fund 2021/22 Unaudited Actuals (d)	2020/21 UA to 2021/22 UA (e) (d - c)
A. REVENUES					
LCFF/Revenue Limit Sources	\$ 36,200,564	37,300,619	37,413,384	40,360,750	2,947,366
Federal Sources	4,543,164	3,076,151	7,898,715	12,320,731	4,422,016
Other State Sources	5,553,924	4,578,181	6,357,535	8,196,276	1,838,741
Other Local Sources	2,548,215	2,549,394	3,034,587	3,329,696	295,109
Total Revenue	48,845,867	47,504,345	54,704,221	64,207,453	9,503,232
B. EXPENDITURES					
Certificated Salaries	16,154,277	15,975,870	15,243,326	18,002,591	2,759,265
Classified Salaries	7,102,432	7,205,072	7,074,217	9,138,610	2,064,393
Employee Benefits	13,824,309	13,125,001	12,233,745	14,521,737	2,287,992
Supplies	1,976,543	1,895,864	4,093,962	2,939,562	(1,154,400)
Services & Other Operating	5,471,417	4,626,896	4,432,139	4,975,274	543,135
Capital Outlay	539,212	746,933	689,720	770,216	80,496
Other Outgo (Chargeback from HCOE)	2,769,501	2,541,535	2,532,115	2,417,968	(114,147)
Support Costs (Indirect Cost Transfers)	(156,135)	(160,349)	(103,386)	(129,777)	(26,391)
Total Expenditures	47,681,556	45,956,822	46,195,838	52,636,181	6,440,343
C. EXCESS REVENUES (EXPENDITURES)	1,164,311	1,547,523	8,508,383	11,571,272	3,062,889
D. OTHER FINANCING SOURCES/USES					
Interfund Transfers In	0	0	0	0	0
Interfund Transfers (Out)	(113,100)	(415,075)	(269,231)	(123,080)	146,151
Total Other Sources (Uses)	(113,100)	(415,075)	(269,231)	(123,080)	146,151
E. FUND BALANCE INCREASE (DECREASE)	1,051,211	1,132,448	8,239,152	11,448,192	3,209,040
F. ADJUSTED BEGINNING BALANCE	4,679,698	5,730,909	6,863,357	15,102,509	8,239,152
G. ENDING BALANCE	\$ 5,730,909	6,863,357	15,102,509	26,550,701	11,448,192

EUREKA CITY SCHOOLS
GENERAL FUND COMPARISON -
UNRESTRICTED
2021/22 Unaudited Actuals

		General Fund 2018/19	General Fund 2019/20	General Fund 2020/21	General Fund 2021/22	2020/21 UA to 2021/22 UA
		Unaudited Actuals	Unaudited Actuals	Unaudited Actuals	Unaudited Actuals	
		(a)	(b)	(c)	(d)	(e)
						(d - c)
A. REVENUES						
LCFF/Revenue Limit Sources	\$	36,200,564	37,300,619	37,413,384	40,360,750	2,947,366
Federal Sources		5,112	4,493	480	601	121
Other State Sources		1,360,850	1,466,352	829,016	990,661	161,645
Other Local Sources		771,197	529,543	490,866	722,544	231,678
Total Revenue		38,337,723	39,301,007	38,733,746	42,074,556	3,340,810
B. EXPENDITURES						
Certificated Salaries		12,257,305	12,536,567	10,486,421	9,173,652	(1,312,769)
Classified Salaries		4,492,258	4,594,543	4,129,490	4,944,355	814,865
Employee Benefits		7,952,972	8,131,721	7,044,513	7,220,313	175,800
Supplies		1,095,229	976,968	545,183	1,184,295	639,112
Services & Other Operating		3,491,824	3,171,507	2,729,236	2,583,470	(145,766)
Capital Outlay		377,914	311,788	83,292	408,649	325,357
Other Outgo (Chargeback from HCOE)		504,666	436,066	385,494	641,044	255,550
Support Costs (Indirect Cost Transfers)		(510,998)	(511,990)	(345,640)	(579,161)	(233,521)
Total Expenditures		29,661,170	29,647,170	25,057,989	25,576,617	518,628
C. EXCESS REVENUES (EXPENDITURES)		8,676,553	9,653,837	13,675,757	16,497,939	2,822,182
D. OTHER FINANCING SOURCES/USES						
Interfund Transfers In		0	0	0	0	0
Interfund Transfers (Out)		(113,100)	(415,075)	(269,231)	(123,080)	146,151
Contributions		(7,672,948)	(7,485,069)	(7,009,299)	(6,767,509)	241,790
Total Other Sources (Uses)		(7,786,048)	(7,900,144)	(7,278,530)	(6,890,589)	387,941
E. FUND BALANCE INCREASE (DECREASE)		890,505	1,753,693	6,397,227	9,607,350	3,210,123
F. ADJUSTED BEGINNING BALANCE		3,682,523	4,573,028	6,326,721	12,723,948	6,397,227
G. ENDING BALANCE	\$	4,573,028	6,326,721	12,723,948	22,331,298	9,607,350

EUREKA CITY SCHOOLS
GENERAL FUND COMPARISON -
RESTRICTED
2021/22 Unaudited Actuals

	General Fund 2018/19 Unaudited Actuals (a)	General Fund 2019/20 Unaudited Actuals (b)	General Fund 2020/21 Unaudited Actuals (c)	General Fund 2021/22 Unaudited Actuals (d)	2020/21 UA to 2021/22 UA (e) (d - c)
A. REVENUES					
Revenue Limit Sources	\$ 0	0	0	0	0
Federal Sources	4,538,052	3,071,658	7,898,235	12,320,130	4,421,895
Other State Sources	4,193,074	3,111,829	5,528,519	7,205,615	1,677,096
Other Local Sources	1,777,018	2,019,851	2,543,721	2,607,152	63,431
Total Revenue	10,508,144	8,203,338	15,970,475	22,132,897	6,162,422
B. EXPENDITURES					
Certificated Salaries	3,896,972	3,439,303	4,756,905	8,828,939	4,072,034
Classified Salaries	2,610,174	2,610,529	2,944,727	4,194,255	1,249,528
Employee Benefits	5,871,337	4,993,280	5,189,232	7,301,424	2,112,192
Supplies	881,314	918,896	3,548,779	1,755,267	(1,793,512)
Services & Other Operating	1,979,593	1,455,389	1,702,903	2,391,804	688,901
Capital Outlay	161,298	435,145	606,428	361,567	(244,861)
Other Outgo (Chargeback from HCOE)	2,264,835	2,105,469	2,146,621	1,776,924	(369,697)
Support Costs (Indirect Cost Transfers)	354,863	351,641	242,254	449,384	207,130
Total Expenditures	18,020,386	16,309,652	21,137,849	27,059,564	5,921,715
C. EXCESS REVENUES (EXPENDITURES)	(7,512,242)	(8,106,314)	(5,167,374)	(4,926,667)	240,707
D. OTHER FINANCING SOURCES/USES					
Interfund Transfers Out	0	0	0	0	0
Contributions	7,672,948	7,485,069	7,009,299	6,767,509	(241,790)
Total Other Sources (Uses)	7,672,948	7,485,069	7,009,299	6,767,509	(241,790)
E. FUND BALANCE INCREASE (DECREASE)	160,706	(621,245)	1,841,925	1,840,842	(1,083)
F. ADJUSTED BEGINNING BALANCE	997,175	1,157,881	536,636	2,378,561	1,841,925
G. ENDING BALANCE	\$ 1,157,881	536,636	2,378,561	4,219,403	1,840,842

EUREKA CITY SCHOOLS
GENERAL FUND COMPARISON
2021/22 Unaudited Actuals

	General Fund 2021/22 Second Interim (a)	General Fund 2021/22 Unaudited Actuals (b)	2021/22 2nd Int to 2021/22 UA (c) (b - a)
A. REVENUES			
LCFF/Revenue Limit Sources	\$ 40,336,545	40,360,750	24,205
Federal Sources	13,277,480	12,320,731	(956,749)
Other State Sources	7,904,850	8,196,276	291,426
Other Local Sources	3,265,233	3,329,696	64,463
Total Revenue	64,784,108	64,207,453	(576,655)
B. EXPENDITURES			
Certificated Salaries	18,214,401	18,002,591	(211,810)
Classified Salaries	9,092,961	9,138,610	45,649
Employee Benefits	14,737,017	14,521,737	(215,280)
Supplies	4,032,618	2,939,562	(1,093,056)
Services & Other Operating	10,330,605	4,975,274	(5,355,331)
Capital Outlay	1,280,810	770,216	(510,594)
Other Outgo (Chargeback from HCOE)	2,543,187	2,417,968	(125,219)
Support Costs (Indirect Cost Transfers)	(133,602)	(129,777)	3,825
Total Expenditures	60,097,997	52,636,181	(7,461,816)
C. EXCESS REVENUES (EXPENDITURES)	4,686,111	11,571,272	6,885,161
D. OTHER FINANCING SOURCES/USES			
Interfund Transfers In	0	0	0
Interfund Transfers (Out)	(188,279)	(123,080)	65,199
Total Other Sources (Uses)	(188,279)	(123,080)	65,199
E. FUND BALANCE INCREASE (DECREASE)	4,497,832	11,448,192	6,950,360
F. ADJUSTED BEGINNING BALANCE	15,102,509	15,102,509	0
G. ENDING BALANCE	\$ 19,600,341	26,550,701	6,950,360

EUREKA CITY SCHOOLS**GENERAL FUND COMPARISON - UNRESTRICTED****2021/22 Unaudited Actuals**

		General Fund 2021/22 Second Interim (a)	General Fund 2021/22 Unaudited Actuals (b)	2021/22 2nd Int to 2021/22 UA (c) (b - a)
A. REVENUES				
LCFF/Revenue Limit Sources	\$	40,336,545	40,360,750	24,205
Federal Sources		479	601	122
Other State Sources		744,843	990,661	245,818
Other Local Sources		659,039	722,544	63,505
Total Revenue		41,740,906	42,074,556	333,650
B. EXPENDITURES				
Certificated Salaries		10,795,696	9,173,652	(1,622,044)
Classified Salaries		5,175,654	4,944,355	(231,299)
Employee Benefits		7,666,650	7,220,313	(446,337)
Supplies		2,169,490	1,184,295	(985,195)
Services & Other Operating		3,207,507	2,583,470	(624,037)
Capital Outlay		931,762	408,649	(523,113)
Other Outgo (Chargeback from HCOE)		473,934	641,044	167,110
Support Costs (Indirect Cost Transfers)		(878,539)	(579,161)	299,378
Total Expenditures		29,542,154	25,576,617	(3,965,537)
C. EXCESS REVENUES (EXPENDITURES)				
		12,198,752	16,497,939	4,299,187
D. OTHER FINANCING SOURCES/USES				
Interfund Transfers In		0	0	0
Interfund Transfers (Out)		(188,279)	(123,080)	65,199
Contributions		(7,831,632)	(6,767,509)	1,064,123
Total Other Sources (Uses)		(8,019,911)	(6,890,589)	1,129,322
E. FUND BALANCE INCREASE (DECREASE)				
		4,178,841	9,607,350	5,428,509
F. ADJUSTED BEGINNING BALANCE				
		12,723,948	12,723,948	0
G. ENDING BALANCE				
	\$	16,902,789	22,331,298	5,428,509

EUREKA CITY SCHOOLS
GENERAL FUND COMPARISON - RESTRICTED
2021/22 Unaudited Actuals

	General Fund 2021/22 Second Interim	General Fund 2021/22 Unaudited Actuals	2021/22 2nd Int to 2021/22 UA
	(a)	(b)	(c)
			(b - a)
A. REVENUES			
Revenue Limit Sources	\$ 0	0	0
Federal Sources	13,277,001	12,320,130	(956,871)
Other State Sources	7,160,007	7,205,615	45,608
Other Local Sources	2,606,194	2,607,152	958
Total Revenue	23,043,202	22,132,897	(910,305)
B. EXPENDITURES			
Certificated Salaries	7,418,705	8,828,939	1,410,234
Classified Salaries	3,917,307	4,194,255	276,948
Employee Benefits	7,070,367	7,301,424	231,057
Supplies	1,863,128	1,755,267	(107,861)
Services & Other Operating	7,123,098	2,391,804	(4,731,294)
Capital Outlay	349,048	361,567	12,519
Other Outgo (Chargeback from HCOE)	2,069,253	1,776,924	(292,329)
Support Costs (Indirect Cost Transfers)	744,937	449,384	(295,553)
Total Expenditures	30,555,843	27,059,564	(3,496,279)
C. EXCESS REVENUES (EXPENDITURES)	(7,512,641)	(4,926,667)	2,585,974
D. OTHER FINANCING SOURCES/USES			
Interfund Transfers Out	0	0	0
Contributions	7,831,632	6,767,509	(1,064,123)
Total Other Sources (Uses)	7,831,632	6,767,509	(1,064,123)
E. FUND BALANCE INCREASE (DECREASE)	318,991	1,840,842	1,521,851
F. ADJUSTED BEGINNING BALANCE	2,378,561	2,378,561	0
G. ENDING BALANCE	\$ 2,697,552	4,219,403	1,521,851

2021/22 UNAUDITED ACTUALS

Comparison of Unrestricted Reserves/Ending Fund Balance

	2nd Interim 2021/22 (a)	Unaudited Actuals 2021/22 (b)	Difference (b-a)
Fund 01 Unrestricted Ending Balance	16,902,789	22,331,298	5,428,509
Fund 17 Special Reserve Ending Balance	1,611,329	1,624,710	13,381
TOTAL RESERVES:	18,514,118	23,956,008	5,441,890
 Total General Fund Expenditures, Transfers Out and Uses	 60,286,276	 52,759,261	 47,482,022
 Budgeted Reserve Level	 30.71%	 45.41%	 11.46%

2021/22 UNAUDITED ACTUALS

Components of Unrestricted Reserves/Ending Fund Balance

	2021/22 Unaudited Actuals	
	\$	%
Designated for Economic Uncertainty & Fund 17 Special Reserves (5%)	3,352,138	6.35%
Routine Maintenance Reserve (3%)	1,790,330	3.39%
Special Education Reserve (2%)	1,193,553	2.26%
Equipment Reserve (1%)	596,777	1.13%
Supplemental and Concentration	3,165,460	6.00%
Computer Replacement Reserve	1,224,000	2.32%
Reserve for OPEB Trust/Liability Paydown	7,381,013	14.00%
Neighborhood Investment Reserve	350,000	0.66%
Solar Investment Reserve	3,500,000	6.63%
Excess Salary Reserve	472,848	0.90%
Other Resources (Lottery, Instructional Materials, etc.)	843,418	1.60%
Cash, Prepaid, Stores, Other	86,471	0.16%
TOTAL UNRESTRICTED RESERVES: (Target 11%)	23,956,008	45.41%
Total General Fund Expenditures, Transfers Out and Uses	52,759,261	

2021/22 SPECIAL EDUCATION FIVE YEAR COMPARISON

	Actual Costs						2020/21 vs. 2021/22
	<u>2016/17</u>	<u>2017/18</u>	<u>2018/19</u>	<u>2019/20</u>	<u>2020/21</u>	<u>2021/22</u>	<u>Difference</u>
<u>Special Education Expense</u>							
State and Federal	5,861,767	6,005,367	6,039,983	6,128,320	5,792,255	6,280,275	488,020
HCOE Chargeback	1,860,004	2,079,963	2,264,835	2,105,469	2,146,620	1,776,924	(369,696)
Total Expenditures	<u>7,721,771</u>	<u>8,085,330</u>	<u>8,304,818</u>	<u>8,233,789</u>	<u>7,938,875</u>	<u>8,057,199</u>	<u>118,324</u>
Increase From Prior Year	1,256,771	363,559	219,488	(71,029)	(294,914)	118,324	
Encroachment	<u>4,932,000</u>	<u>5,253,000</u>	<u>5,291,000</u>	<u>5,072,000</u>	<u>4,614,000</u>	<u>4,524,000</u>	<u>(90,000)</u>
% of Total Expense	64%	65%	64%	62%	58%	56%	

- 2016/17 through 2021/22 ENCROACHMENT adjusted to show estimated ADA revenue (Revenue Limit/Local Control Funding Formula) generated by Special Education students

RECAP OF ONE-TIME FUNDING

	Legislation/ Funding Source	From	To	Allocation	Remaining Dollars***
CR Funds	CARES	3/1/2020	5/30/2021	\$ 3,005,939	\$ -
GF Funds	CARES	3/1/2020	6/30/2021	\$ 313,573	\$ -
GEER	CARES	3/13/2020	9/30/2021	\$ 271,407	\$ -
In-Person Instruction Grant	AB 86	3/1/2020	8/31/2022	\$ 1,412,217	\$ -
ESSER I	CARES	3/13/2020	9/30/2022	\$ 1,163,076	\$ 104,289
ESSER II	CRRSA	3/13/2020	9/30/2023	\$ 4,828,919	\$ 2,122,032
** ESSER III	ARPO	3/1/2020	9/30/2024	\$ 8,682,278	\$ 3,453,495
** ESSER III Learning Loss Resources	ARPO	3/1/2020	9/30/2024	\$ 2,170,570	\$ 2,170,570
* Extended Learning Opportunities	AB 86	3/1/2020	9/30/2024	\$ 2,685,658	\$ 2,133,841
SB 117 Covid 19	SB 117	3/13/2020	N/A	\$ 60,397	\$ 23,915
				\$ 24,594,034	\$ 10,008,142

* ELO funding is inclusive of Allocation for Homeless Students and 10% set-aside for paraprofessionals

** ESSER III funding is inclusive of 20% set-aside for learning loss resources

***Estimated as of June 30, 2022

Notable Items

1. One-time funding fuels unrestricted Reserves
2. Historically strong RESERVES!
3. COLA increases buoy Local Control Funding Formula (LCFF) revenue
4. Potential Funding Cliff coming
 - ESSER and other one-time COVID funds sunset September 2024
 - New options for calculating ADA “hold harmless”
 - FTE Increases drive salary and benefit expense increases
 - Position Control

Notable Items

5. Enrollment and Attendance

- Enrollment down from 2021/22
- 2021/22 attendance rate historically low; improvement in 2022/23?

6. Hiring and Retaining employees

7. 2022/23 1st Interim due by December 15, 2022

RECOMMENDATIONS

**Staff recommends the Governing
Board approve the 2021/22
Unaudited Actuals as presented.**

AGENDA ITEM

Agenda Title: Approval of the Amended 2022-2023 Local Control Accountability Plan (LCAP) and Budget Overview for Parents

Meeting Date: September 15, 2022

Item: Discussion/Action

WHAT *(the board is asked to discuss, receive, approve, or adopt)*

The Board is asked to approve the amended 2022-2023 Local Control and Accountability Plan (LCAP).

WHY *(briefly explain why the action or discussion is important; and if applicable, how it is connected to site, district, or strategic plans)*

As part of the LCAP review process, Ed Code 52070.5 requires county offices to provide a written notice, by August 16th, of amendments/clarifications needed for an adopted LCAP to be approved by the County Superintendent. The Humboldt County Office of Education (HCOE) has made recommendations regarding needed language clarifications in the 2022-2023 ECS LCAP. We have worked with HCOE staff to make the necessary changes.

STRATEGIC PLAN/PRIORITY AREA:

Applies to all Strategic Plan Priority Areas

HISTORY *(list previous staff or board action(s) with dates if possible)*

A public hearing regarding the 2022-2023 LCAP was held on June 23, 2022, and the ECS Board of Trustees took action to approve on June 28, 2022.

HOW MUCH *(list the revenue amount \$ and/or the expense amount \$)*

There is no cost associated with this item.

WHO *(list the name of the contact person(s), job title, and site location)*


Gary Storts, Assistant Superintendent, Educational Services

ATTACHMENTS:

Description

- ▣ Board Report of Local Indicators 09/15/2022


- ▢ HCOE Required Edits for ECS LCAP
- ▢ Priority 2 22-23 Data
- ▢ Priority 3 22-23 Data
- ▢ Priority 6 22-23 Data
- ▢ Priority 7 22-23 Data
- ▢ FINAL/REVISED LCAP



CA Dashboard Local Indicators

Board of Trustees
Eureka City Schools
September 15th, 2022

ECS District Performance Overview



HomeAboutState SummarySearchMore InformationSelect Language

DISTRICT PERFORMANCE OVERVIEW

Eureka City Schools

Explore the performance of Eureka City Schools under California's Accountability System.


Generate PDF Report

View All Schools

View Additional Reports


2019

Chronic Absenteeism




Yellow

Suspension Rate




Yellow

English Learner Progress




No Performance Color

Graduation Rate




Green

College/Career




Orange

English Language Arts



Orange

Mathematics



Yellow

Basics: Teachers, Instructional Materials, Facilities

STANDARD MET

Implementation of Academic Standards

STANDARD MET

Parent and Family Engagement

STANDARD MET

Local Climate Survey

STANDARD MET

Access to a Broad Course of Study

STANDARD MET

District Details

NAME

Eureka City Schools

ADDRESS

2100 J Street
Eureka, CA 95501-3055

WEBSITE

http://www.eurekacityschools....

GRADES SERVED

K-Adult

Test Results at a Glance

Type a School, District, County, ZIP, CDS Code

District: Eureka City Schools

CDS Code: 12-75515-0000000 | County: Humboldt

Report Options

Year: 2021-22

Grade: All Grades

Student Group: All Students (Default)

School Type: All Schools

Selections Applied

Clear Selections

ELA

Percent of students within each achievement level

23.70% Standard Met (LEVEL 3)

10.83% Standard Exceeded (LEVEL 4)

34.53% Met or Exceeded Standard for ELA

25.07% Standard Nearly Met (LEVEL 2)

40.40% Standard Not Met (LEVEL 1)

VIEW ELA DETAILED TEST RESULTS

Mathematics

Percent of students within each achievement level

15.59% Standard Met (LEVEL 3)

6.74% Standard Exceeded (LEVEL 4)

22.33% Met or Exceeded Standard for Math

24.44% Standard Nearly Met (LEVEL 2)

53.23% Standard Not Met (LEVEL 1)

VIEW MATH DETAILED TEST RESULTS

ADD TO COMPARE

Add this entity to comparison and find other entities to compare it to.

SCHOOL-DISTRICT-STATE COMPARISON

Search for a school to compare its results to the district and state.

CHANGE OVER TIME

View how a group/cohort of students has progressed.

PERFORMANCE TREND REPORTS

View the performance of two different student groups within a single grade over time.

RESEARCH FILES

Get files for complex analyses and customized reporting.

September 15, 2022

Page 4 of 147



Definition: Local Indicator

For LCFF priorities where *data is not collected at the state level*

This information is self-reported



Quick Look at Local Indicators


- There are five (5) local indicators
 - 1. Basic Conditions
 - 2. Implementation of State Academic Standards
 - 3. Parent Engagement
 - 6. School Climate
 - 7. Access to a Broad Course of Study



What's Required to “meet” the Standard?


For Local Indicators LEAs are required to:

- Annually measure its progress in meeting the requirements of the specific LCFF priority.
- Report the results as part of a non-consent item at a regularly scheduled public meeting of the local governing board/body in conjunction with the adoption of the LCAP.
- Report results to the public through the Dashboard utilizing the SBE-adopted self-reflection tools for each local indicator.



Priority 1 – Appropriately Assigned Teachers, Access to Curriculum-Aligned Instructional Materials, and Safe, Clean and Functional School Facilities

- Number/percentage of mis-assignments of teachers of English learners, total teacher mis-assignments, and vacant teacher positions: * (As of census date 10/6/21)
 - Total # of teachers = 188
 - Misassignments of Teachers teaching EL: = 1
 - Total misassignments = 1
 - Vacant teacher positions = 0



Priority 1 – Appropriately Assigned Teachers, Access to Curriculum-Aligned Instructional Materials, and Safe, Clean and Functional School Facilities

- Number/percentage of students without access to their own copies of standards-aligned instructional materials for use at school and at home: *
 - 0 (0%)
- Number of identified instances where facilities do not meet the “good repair” standard (including deficiencies and extreme deficiencies): *
 - Total # of sites = 8 (does not include Winzler)
 - Total # of sites with overall rating of good = 6 (75%)
 - Total # of sites with overall rating of “Fair” = 2 (25%)



Priority 2 – Implementation of State Academic Standards

- Reflective Tool



Priority 3 – Parent Engagement

Three areas to report on:

1. Building Relationships between School Staff and Families
2. Building Partnerships for Student Outcomes
3. Seeking Input for Decision-making

Local Measures



Priority 6 – School Climate

The ECS LCAP has a goal that specifically addresses school climate:

“All students will learn in a safe, supportive, and culturally responsive environment where students, families, and community are valued, connected, and engaged.”

ECS uses the California Healthy Kids Survey to determine students' connectedness and perceived safety at school.

[Priority # 6 Report](#)



Priority 7 – Access to a Broad Course of Study – Self Reflection Narrative

- **Locally Selected Tool:** LCAP and PowerSchool
- **Extent to which all students have access to, and are enrolled in, a broad course of study:** Comprehensive offerings at our secondary schools for VAPA and CTE, Arts and Music available at the elementary levels
- **Barriers:** Funding (declining enrollment). Staffing for hard to fill positions (music, math and special education)
- **Revisions, decisions, or new actions:** Identified in the LCAP (Focus Goal 1.7)

- Self Reflection

DISTRICT scored “Met” for all five Local Indicators



Questions?





Humboldt County Superintendent of Schools

LCAP Compliance Review

2022 - 2023

ECS		
Name of Reviewer	Check when review is complete	
Fiscal Reviewer Name Kelley Withers	•	
Program Reviewer Name: LORI BREYER	•	
LCFF Budget Overview for Parents Comments/Follow-up		
Suggested /Required	Comment	Cleared
R	Total Budgeted Expenditures for High Needs 21-22: \$7,049,108.46 – Updated MJD Actual Expenditures for High Needs 21-22: \$6,525,193 – Updated MJD	•
Supplement to Annual Update for 2021-22 LCAP (5 Prompts only)		
Check if the Supplement Template is included and 5 prompts are filled out. Complete as is - no changes needed. LJB		•
2022-23 LCAP		
Plan Summary Comments/Follow-up		
Suggested /Required	Comment	Cleared
	Plan Summary [2022-23] General Information	•
	Plan Summary [2022-23] Reflections: Successes	•
S	Plan Summary [2022-23] Reflections: Identified Need Reflections: Identified Needs - The narrative in the LCAP Highlights should be moved just above to the Reflections: identified Need section to address the steps taken to address the needs.	•

S	Plan Summary [2022-23] LCAP Highlights LCAP Highlights - Consider using the narrative from the prior LCAP and updating it as needed.	•
	Plan Summary [2022-23] Comprehensive Support and Improvement	•
Engaging Educational Partners		
Suggested /Required	Comment	Cleared
R	Each required group is listed as being consulted - except SELPA	•
R	SELPA Consultation SELPA has NOT received your SELPA and LEA LCAP Consultation form. Education Code Section 52062 (a)(5), requires SELPAs and LEAs consult to ensure that specific actions for individuals with exceptional needs are included in the local control and accountability plan. Please see this link for the template and submit as soon as possible to HQuigley@HCOE.org	•
Goals and Actions Comments/Follow-up Required		
Suggested /Required	Comment	Cleared
R R R	Currently spending supp/con grant on Goal 5XXX expenses. – Moved to different Goal MJD Goal 1 Analysis - Explanation for material difference for 1.4, I believe it should be vacant position, not vacation. – Added Explanation MJD Missing material difference explanation for 1.15 – Added variance to documentation	•
R	New Goal 3 is missing actions.	•
R S S	Metrics: 1.3.b Teacher misassignments - what year is your data for? 1.5.d and 2.2.a High school graduation rates - Class of 2021 data does not match DataQuest : EHS is ok at 94.4% but Zoe should be 71.7% (or did you use the 5 year rate?) and ECS overall should be 91.2% 1.5.f A-G Class of 2021 did better at a-g than you reported per DataQuest : District overall is 29.7%, EHS is 38.4% and Zoe is accurate at 0%.	•
R	Actions: Action 1.1 Needs to denote whether Contributing or not	•
R	Goal 1 Analysis: Prompt 1 - what about the curriculum that was not adopted as planned? Prompt 3 - you do a good job of addressing WHAT you did but still need to add how EFFECTIVE those specific action were in making progress. Prompt 4 - do any of these changes result in additional actions or are they ongoing actions?	•

	Goal 2 Analysis: Prompt 3 - you do a good job of addressing WHAT you did but still need to add how EFFECTIVE those specific action were in making progress.	
I/I Services for Unduplicated Students Comments/Follow-up Required		
Suggested /Required	Comment	Cleared
	Please See Below	•
R	Inc/Impr Services: Projected Additional LCFF Conc Grant is currently blank - amount should be \$821,897 .	•
R	LCFF carryover: to be discussed - you have a carryover \$1.2 million per 21-22 LCFF Carryover Table that is not accounted for in your 22-23 actions and does not match the Budget Overview for parents	•
R	<p>Prompt #1: Consider updating the following wording - let's discuss:</p> <p>Page 63 of 114 Considering that nearly 70% of our students meet the criteria for being unduplicated (SED, FY, and EL), all actions and services in the LCAP are primarily directed towards these students."</p> <p>You do a good job describing the needs for EL, FY and SED, but how are the actions effective in meeting the goals? This could be progress since last year or research.</p> <p>On the bottom of p. 64, some of the actions are clearly above what you do for all students (Action 1.2 -School supplies for targeted subgroups - assuming that is SED, FY, EL) but others are not clear (Action 1.7 Provide collaboration time for teachers). You need to show how the needs of the unduplicated students are considered first. Please review actions 1.4, 1.7, 1.10, 1.12, 1.11, 1.15, 1.13, 1.30, 1.31 (for all but zero period portion), 1.35, 1.42 (for Middle School)</p> <p>8 actions have no dollars and refer to actions that are not contributing - suggest reviewing these for both 2021-22 and 2022-23 to see if some of your carryover dollars were actually utilized.</p> <p>Some actions listed are not on your contributing action table:</p> <ul style="list-style-type: none"> - "All students will receive one additional hour of instruction per week" - "Provide an additional day of teacher PD...such as AVID, Construction Meaning, PBIS, and restorative practices." - "Select assessments and implement consistent..." - "Provide release time and/or paid outside of contract time for ..." - "Utilizing the Wild Rivers Indian Ed grant..." - "Each site's SPSA..." - is this referring to Title I dollars and not Supp/Conc? <p>One action (1.6) is not listed in the narrative for prompt 1 but is LEA-wide</p>	•
R	<p>Prompt 2: Blanks need to be completed for % and \$. Without carryover, these are 24.76% and \$8,380,234. With carryover, they are larger but let's determine if we can reduce the carryover first.</p> <p>Consider removing the last two sentences of the first paragraph: "As a district..."</p>	•

	<p>In this prompt, you do not need to repeat the actions that are schoolwide or LEAwide (which is all of your actions) - you can refer to the description in Prompt 1 in your first paragraph. consider adding something like "Actions described in the prior narrative illustrate the LEA- or School-wide actions that are being done for unduplicated students over and above the base program provided for all students."</p> <p>Goal 2 Analysis, prompt 4 indicates "There are no changes to the goals, metrics, outcomes or actions" but 4 new supports for Goal 2 are listed in this prompt?</p>	
R	<p>Prompt 3 is currently blank and needs to be completed. \$821,897 was received in additional concentration grant add-on funding - what is your plan for using this money to increase staffing? Staff-to student ratios by school type and U/D % also needs to be completed in the table.</p>	•
Action / Expenditure Tables Comments/Follow-up Required		
Suggested /Required	Comment	Cleared
R R R R R R R R R R R R	<p>21-22 Annual Update</p> <p>Goal 1, Action 10 - No 5716 in RS 3010 or 3150. No 5716 as salaries are correctly recorded in resources instead</p> <p>Goal 1, Actions 11, 12, 13 - Split is less than total contribution amount by \$20 Updated</p> <p>Goal 1, Action 19 - \$688,518 budgeted, but only \$110,038 spent Updated Spend</p> <p>Goal 1, Action 23 - No budget or actuals – Zeroed out spend</p> <p>Goal 1, Action 37 - Expenses were accounted for in previous action. Title on crosswalk did not match the title of the action in the annual update. Removed expenses</p> <p>Goal 1, Action 42 - Only found \$63,323 that was not already referenced in G1A6 - Updated</p> <p>Goal 1, Action 53 - Only \$8,052,127 budgeted not including object 5888 placeholder. - Updated</p> <p>Goal 2, Action 1 - Was only able to locate \$962,912 with the crosswalk. Updated</p> <p>Goal 2, Action 2 - Expense was already referenced in Goal 1, Action 6. Removed Expense</p> <p>Goal 2, Action 18 - I could not locate RS 5182 in the budget. Removed activity expense</p> <p>Goal 2, Action 19 - Only found \$84,114 of expense in RS 9013. – Updated</p> <p>22-23 LCAP</p> <p>Goal 1, Action 3 - Did not include any benefits. - Updated</p> <p>Goal 1, Action 2 - Only have \$261,459 listed on crosswalk – Updated crosswalk</p> <p>Goal 1, Action 4 - Did not include any benefits. - Updated</p> <p>Goal 1, Action 6 - Only \$53,575 listed on the crosswalk. – Updated crosswalk</p> <p>Goal 1, Action 10 - References a 5716 to move expenses into supp/con, however there is no 5716 in RS 3010 or 3150. No 5716 as salaries are correctly recorded in resources instead</p> <p>Goal 1, Actions 11, 12, 13 - Split is less than total contribution amount by \$20. Updated</p> <p>Goal 1, Action 19 - Only \$688,518 in the budget for Obj 4445. – Will update budget to match</p> <p>Goal 2, Action 1 - LCFF should be \$874,242 per budget/crosswalk. - Will update budget/crosswalk</p> <p>Goal 2, Action 2 - Expense was already referenced in Goal 1, Action 6 Additional costs that have historically been budgeted for here</p> <p>Goal 2, Action 12 - Only \$371,276 in the budget and crosswalk. Will update budget/crosswalk</p> <p>Goal 2, Action 13 - Only \$88,840 in the budget and crosswalk. Will update budget/crosswalk</p> <p>Goal 2, Action 19 - Only \$83,121 budgeted in RS 9031. What other resources were included? Resource has carryover funds that will need to be included in Budget</p> <p>Goal 2, Action 14 - \$369,166 budgeted for supp/con with goal 5XXX that is counting towards MOE. Are these services truly above the base program? Removed goal 5xxx from positions</p>	•
R	<p><u>22-23 Total Planned Expenditures Table</u></p> <p>Actions 1.1, 2.27 and 2.28 are missing Student Group(s)</p>	•
R	<p><u>22-23 Contributing Actions Table</u></p> <p>Actions 1.10 and 1.14 have 3 scopes listed - please choose one (probably LEA-wide as most broad)</p>	•

	<p>Action 1.22 lists Specific Schools, so eliminate “All Schools” indication</p> <p>Actions 1.23, 1.36, 1.38, 1.39, 1.4, 1.51 and 2.24 are missing a planned expenditure amount. These could be areas to utilize your carryover.</p>	
R	<p><u>21-22 Annual Update Table</u></p> <p>Action 1.1 Needs to indicate whether contributing or not</p>	•
R	<p><u>21-22 Contributing Actions Annual Update Table & 2021-22 LCFF Carryover Table</u></p> <p>\$1,200,601 carryover of S/C funds - to be discussed with the LEA</p>	•



Priority 2 – Implementation of State Academic Standards

Rate of Availability of Professional Learning

	5 Full Implementation and Sustainability	4 Full Implementation	3 Initial Implementation	2 Beginning Development	1 Exploration and Research Phase
Content					
ELA			X		
ELD		X			
Math			X		
NGSS			X		
H/SS			X		

Rate of Availability of Aligned Instructional Materials

	5 Full Implementation and Sustainability	4 Full Implementation	3 Initial Implementation	2 Beginning Development	1 Exploration and Research Phase
Content					
ELA		X			
ELD		X			
Math		X			
NGSS			X		
H/SS		X			

Rate of Policies to Support Staff in Identifying Personal Goals

	5 Full Implementation and Sustainability	4 Full Implementation	3 Initial Implementation	2 Beginning Development	1 Exploration and Research Phase
Content					
ELA			X		
ELD			X		
Math			X		
NGSS			X		
H/SS			X		

Rate of Implementation of other Standards

	5 Full Implementation and Sustainability	4 Full Implementation	3 Initial Implementation	2 Beginning Development	1 Exploration and Research Phase
Content					
CTE		X			
Health		X			
PE		X			
VAPA		X			
World Language		X			

Support for Teachers and Administrators

	5 Full Implemen tation and Sustainab -ility	4 Full Implementation	3 Initial Implementation	2 Beginning Development	1 Exploration and Research Phase
Content					
Identifying group needs		X			
Identifying individual needs			X		
Supporting teachers and administrators in standards not yet mastered			X		



Priority 3 – Parent and Family Engagement

Section 1: Building Relationships Between School Staff and Families

	5 Full Implementation and Sustainability	4 Full Implementation	3 Initial Implementation	2 Beginning Development	1 Exploration and Research Phase
1. Rate the LEA's progress in developing the capacity of staff (i.e. administrators, teachers, and classified staff) to build trusting and respectful relationships with families.			X		
2. Rate the LEA's progress in creating welcoming environments for all families in the community.			X		

3. Rate the LEA's progress in supporting staff to learn about each family's strengths, cultures, languages, and goals for their children.			X		
4. Rate the LEA's progress in developing multiple opportunities for the LEA and school sites to engage in 2-way communication between families and educators using language that is understandable and accessible to families.			X		

Building Relationships Dashboard Narrative Boxes

1. Based on the analysis of educational partner input and local data, briefly describe the LEA's current strengths and progress in Building Relationships Between School Staff and Families. *

There are numerous opportunities for parents to engage with their child's teachers and administration. Besides the parent-teacher conferences (occurring 2x per year at the elementary level and 1x per year at the middle school level), families can meet with teachers before and after school. As needed, translators and/or interpreters are provided for non-English-speaking families. The District has a comprehensive Student Study Team (SST) process whereby parents have an active voice in generating ideas for support and interventions for struggling students.

2. Based on the analysis of educational partner input and local data, briefly describe the LEA's focus area(s) for improvement in Building Relationships Between School Staff and Families. *

An area of improvement focus in this category is making student progress reports (grades and attendance) as well as classroom assignments even more accessible to parents and guardians.

3. Based on the analysis of educational partner input and local data, briefly describe how the LEA will improve engagement of underrepresented families identified during the self-reflection process in relation to Building Relationships Between School Staff and Families. *

A single district-wide platform for school-to-home communication will be vetted and established during the 22-23 school year.

Section 2: Building Partnerships for Student Outcomes

	5 Full Implementation and Sustainability	4 Full Implementation	3 Initial Implementation	2 Beginning Development	1 Exploration and Research Phase
5. Rate the LEA's progress in providing professional learning and support to teachers and principals to improve a school's capacity to partner with families.			X		
6. Rate the LEA's progress in providing families with information and resources to support student learning and			X		

development in the home.					
7. Rate the LEA's progress in implementing policies or programs for teachers to meet with families and students to discuss student progress and ways to work together to support improved student outcomes.			X		
8. Rate the LEA's progress in supporting families to understand and exercise their legal rights and advocate for their own students and all students.			X		

Building Partnerships Dashboard Narrative Boxes

1. Based on the analysis of educational partner input and local data, briefly describe the LEA's current strengths and progress in Building Partnerships for Student Outcomes. *

The District's Strategic Plan and the LCAP outline the goals for building and sustaining positive relationships with our families and the greater community. The District's LCAP contains the following planned actions and services for parent engagement:

- a. Outreach communications to families of English Learners, families of Foster and Homeless Youth, and families of socio-economically disadvantaged students, which highlight opportunities to participate in school events and decision-making forums
- b. Build family engagement and participation by utilizing PTA and HCOE resources and create a plan for and facilitate restorative conferences with students, staff, and families; train families in behavior expectations and policy and encourage sites to include arts presentations/activities for families.
- c. Provide opportunities for input to all families, including targeted students and students with disabilities, through School Site Council meetings, open stakeholder meetings, Board meetings, and online and paper surveys.

ECS staff understands the importance of strengthening positive relationships with our families. To this end, we leverage many tools to make meaningful connections -- for example, back-to-school nights, open houses, family nights, and parent conferences. Annually, the District distributes a community “annual update” highlighting the many programs and services in the District.

2. Based on the analysis of educational partner input and local data, briefly describe the LEA’s focus area(s) for improvement in Building Partnerships for Student Outcomes. *

Moving forward, an area of focus for us is outreach to our EL families to become involved in ELAC and DELAC committees. We typically have a low turnout for ELAC and DELAC meetings. The District EL Coordinators meet regularly to discuss ways to increase parent participation.

3. Based on the analysis of educational partner input and local data, briefly describe how the LEA will improve engagement of underrepresented families identified during the self-reflection process in relation to Building Partnerships for Student Outcomes. *

ECS will use ThoughtExchange to capture the voices of our parent partners as an initial step in building a comprehensive parent engagement plan. Built with equity of voice in mind, ThoughtExchange will capture every perspective, linguistic group, and even the quietest of voices.

Section 3: Seeking Input for Decision-Making

	5	4	3	2	1
	Full Implementation and Sustainability	Full Implementation	Initial Implementation	Beginning Development	Exploration and Research Phase

9. Rate the LEA's progress in building the capacity of and supporting principals and staff to effectively engage families in advisory groups and with decision-making.			X		
10. Rate the LEA's progress in building the capacity of and supporting family members to effectively engage in advisory groups and decision-making.			X		
11. Rate the LEA's progress in providing all families with opportunities to provide input on policies and programs, and implementing strategies to reach and seek input from any underrepresented groups in the school community.			X		

12. Rate the LEA's progress in providing opportunities to have families, teachers, principals, and district administrators work together to plan, design, implement and evaluate family engagement activities at school and district levels.			X		
--	--	--	---	--	--

Seeking Input for Decision-Making Dashboard Narrative Boxes

1. Based on the analysis of educational partner input and local data, briefly describe the LEA's current strengths and progress in Seeking Input for Decision-Making. *

Families meaningfully engage in District decision-making through school site councils, PTAs as well as a District Community stakeholder group.

2. Based on the analysis of educational partner input and local data, briefly describe the LEA's focus area(s) for improvement in Seeking Input for Decision-Making. *

An area of focus for improvement would be to develop a coordinated plan in providing opportunities to have families, teachers, principals, and district administrators work together to plan, design, implement and evaluate family engagement activities at school and district levels.

3. Based on the analysis of educational partner input and local data, briefly describe how the LEA will improve engagement of underrepresented families identified during the self-reflection process in relation to Seeking Input for Decision-Making. *

Once parent voice has been obtained, District leadership will meet school principals to discuss developing parent engagement plans for each school site. Then, principals will work with their parent partners to refine site-specific parent engagement plans.



Priority 6 – School Climate (Engagement)

LCAP Focus Goal: Increase the level of student physical, mental, and social/emotional health through a multi-tiered system of supports.

Increase to 59% in elementary and raise secondary to 43% for perceived safety based on spring 2022 CHKS survey results (available Oct. 2022)

	2018-2019 (Not given 2019-20)	2020-21
Elementary	66%	43%
Secondary	58.3%	16.3%

Increase to 70% in elementary and raise secondary to 65% for connectedness based on spring 2022 CHKS survey results (available Oct. 2022)

	2018-2019 (Not given 2019-20)	2020-21
Elementary	63%	69%
Secondary	56.6%	59%

The desired outcome for current the LCAP cycle ending with 2023-2024 LCAP are as follows for student connectedness and safety according to the CHKS:

Attain 70% in elementary and raise secondary to above 70% for connectedness

Attain at 75% in elementary and raise secondary to 70% for perceived safety

In order to meet these planned outcomes, the following actions and services will be implemented:

- a. Ensure all teachers are maintaining Physical Education required minutes
- b. Support extra-curricular activities which promote physical well-being (e.g. Bike/Running Clubs, Safe Routes to School, Pedestrian Education, etc.)
- c. Maintain positive school climate and engagement through Positive Behavior Interventions & Supports and Restorative Practice implementation
- d. Provide Board Certified Behavior Analysts (BCBA) 4.0FTE
- e. Provide CPI Training/De-escalation techniques and training for staff
- f. Provide CARE Specialists with .50 TOSA to each elementary site.
- g. Maintain level of Staff supervision of students (over 2018-2019 levels) during unstructured times of the school day (e.g. before-school, recess, lunch, after-school)
- h. Implement mental health services for students and families through Humboldt Bridges Mental Health grant. District Well Center and elementary social worker.
- i. Utilizing funding from Learning Communities for School Success Program (LCSSP) grant provide a 1.0 FTE TOSA CARE Specialist to coordinate PBIS activities in the District.
- j. Implement strategies specified in school safety plans and SPSAs



Priority 7 – Access to a Broad Course of Study

LCAP Focus Goal for Priority 7

Students who graduate from ECS should be prepared to experience success in a global society through multiple pathways including access to visual and performing arts, CTE, and AVID classes. ECS also offers music starting in 4th grade, along with shorter sessions in most TK-3rd classes. All students, including unduplicated students and students with exceptional needs, will have access to a broad course of study as prescribed by Education Code. Along with ELA and math at all levels, this includes science, social studies, VAPA and PE at the elementary levels and health, world languages, CTE, and a variety of electives at the secondary level.

1. Briefly identify the locally selected measures or tools that the LEA is using to track the extent to which all students have access to, and are enrolled in, a broad course of study, based on grade spans, unduplicated student groups, and individuals with exceptional needs served.

Eureka City Schools tracks progress in meeting Priority 7 standards through the LCAP by undertaking a review of course offerings, class schedules, and school schedules to assess the extent to which all students have access to and are enrolled in a broad course of studies. Additionally, course enrollment reports developed in the district's student information system identify access and enrollment based upon grade spans, unduplicated student groups, and students with exceptional needs.

2. Using the locally selected measures or tools, summarize the extent to which all students have access to, and are enrolled in, a broad course of study. The summary should identify any differences across school sites and student groups in access to, and enrollment in, a broad course of study. LEAs may describe progress over time in the extent to which all students have access to, and are enrolled in, a broad course of study.

a. AVID is infused at EHS and both middle schools, including the elective classes at EHS and Zane. During the summer of 2022, more than twenty-five ECS staff members attended the AVID Summer Institute. AVID strategies are being used school wide at all four locations, with Lafayette elementary being added for the 2022-23 school year.

b. All 4th and 5th grade students in the District were provided music instruction.

c. Instrument repair and replacement was supported at each secondary site.

d. Materials and supplies for students in VAPA were provided.

e. Co-taught classes for resource students were started at EHS for 9th grade classes along with math, science and world history.

- f. Loop English classes offer college prep grade level English courses for 9th-12 grade EL students who need additional scaffolding and are a level 3+ on the ELPAC.
- g. GATE identification was completed at 4th grade.
- h. Through the collaborative work with HCOE the County History Day was a success for students at ECS. In VAPA many student projects were displayed in the community.
- i. Career Technical Education (CTE) offerings remained robust at EHS. Additional funding was received and woodshop equipment was upgraded. A culinary class at Zoe Barnum High School utilizes a state-of-the-art culinary kitchen.
- j. Engineering classes are available at Zane and Agriculture Science is available at Winship.
- k. Forty eight EHS students were awarded the Seal of Biliteracy for the 2020-2021 school year.

3. Given the results of the tool or locally selected measures, identify the barriers preventing the LEA from providing access to a broad course of study for all students.

Students who graduate from ECS should be prepared to experience success in a global society through multiple pathways including access to visual and performing arts, CTE, and AVID classes. ECS also offers music starting in 4th grade. All students, including unduplicated students and students with exceptional needs, will have access to a broad course of study as prescribed by Education Code. Along with ELA and math at all levels, this includes science, social studies, VAPA and PE at the elementary levels and health, world languages, CTE, and a variety of electives at the secondary level. There are staffing challenges in certain areas (such as special education and math teachers).

4. In response to the results of the tool or locally selected measures, what revisions, decisions, or new actions will the LEA implement, or has the LEA implemented, to ensure access to a broad course of study for all students?

- a. Maintain student access to advanced study through support for AVID at Zane, Winship, and Grant. Send additional elementary team to AVID Summer Institute- Lafayette.
- b. Provide student access to elementary music programs.
- c. Provide funding to all secondary school sites for instrument repair and replacement to ensure access to students in unduplicated count.
- d. Maintain available visual arts supplies and materials for students to ensure access to students in unduplicated count
- e. Continue to communicate a protocol for identifying potential GATE students, especially targeting students new to the District after 4th grade.
- f. Outreach to community organizations and resources to support enrichment and project based learning in History/Social Science, Science, CTE, and VAPA to support CCSS.

- g. Maintain and/or increase quantity and quality of Career Technical Education offerings and enrollment at the secondary level with an emphasis on students in unduplicated count. Work internships and curriculum/credits linked to career interests at Zoe Barnum.
- h. Ensure that CTE survey or elective courses are available to students beginning in middle school with an emphasis on students in unduplicated count
- i. Sustain pathways to achieve Bi-Literacy, including offering Spanish 1 at the middle schools.
- j. Classroom aides in TK-2nd.
- k. ELD support, reading intervention and math intervention at all elementary and middle school sites. ELD and math support at 9-12.

LCFF Budget Overview for Parents

Local Educational Agency (LEA) Name: Eureka City Schools

CDS Code: 12-75515

School Year: 2022-23

LEA contact information:

Gary Storts

Assistant Superintendent

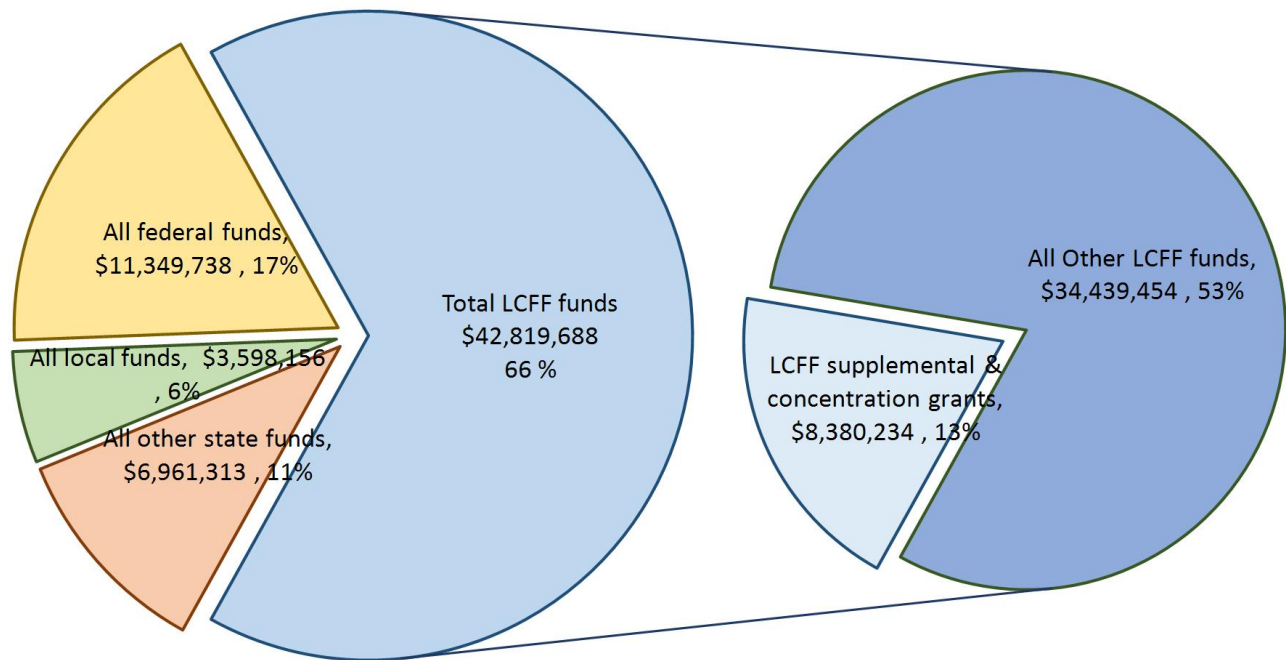
Educational Services

(707) 441-3364

School districts receive funding from different sources: state funds under the Local Control Funding Formula (LCFF), other state funds, local funds, and federal funds. LCFF funds include a base level of funding for all LEAs and extra funding - called "supplemental and concentration" grants - to LEAs based on the enrollment of high needs students (foster youth, English learners, and low-income students).

Budget Overview for the 2022-23 School Year

Projected Revenue by Fund Source



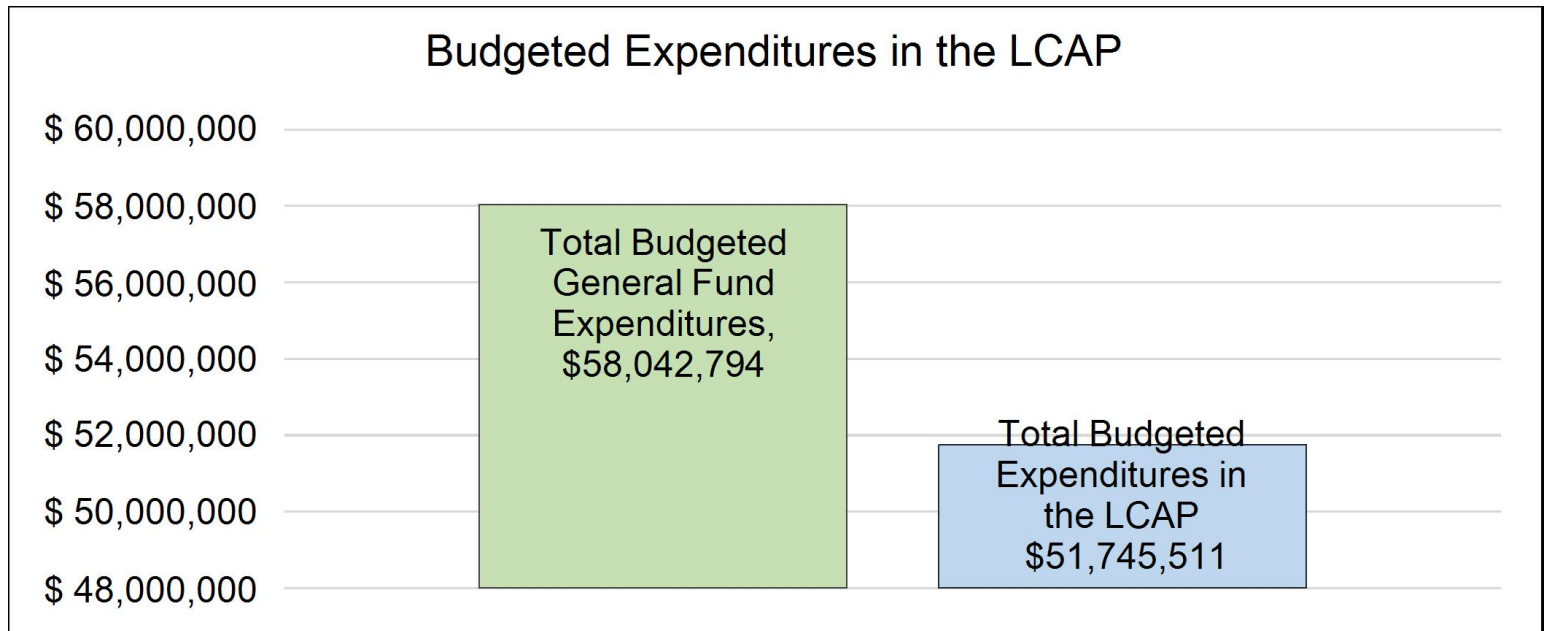
This chart shows the total general purpose revenue Eureka City Schools expects to receive in the coming year from all sources.

The text description for the above chart is as follows: The total revenue projected for Eureka City Schools is \$64,728,895, of which \$42,819,688 is Local Control Funding Formula (LCFF), \$6,961,313 is other state funds,

\$3,598,156 is local funds, and \$11,349,738 is federal funds. Of the \$42,819,688 in LCFF Funds, \$8,380,234 is generated based on the enrollment of high needs students (foster youth, English learner, and low-income students).

LCFF Budget Overview for Parents

The LCFF gives school districts more flexibility in deciding how to use state funds. In exchange, school districts must work with parents, educators, students, and the community to develop a Local Control and Accountability Plan (LCAP) that shows how they will use these funds to serve students.



This chart provides a quick summary of how much Eureka City Schools plans to spend for 2022-23. It shows how much of the total is tied to planned actions and services in the LCAP.

The text description of the above chart is as follows: Eureka City Schools plans to spend \$58,042,794 for the 2022-23 school year. Of that amount, \$51,745,511 is tied to actions/services in the LCAP and \$6,297,283 is not included in the LCAP. The budgeted expenditures that are not included in the LCAP will be used for the following:

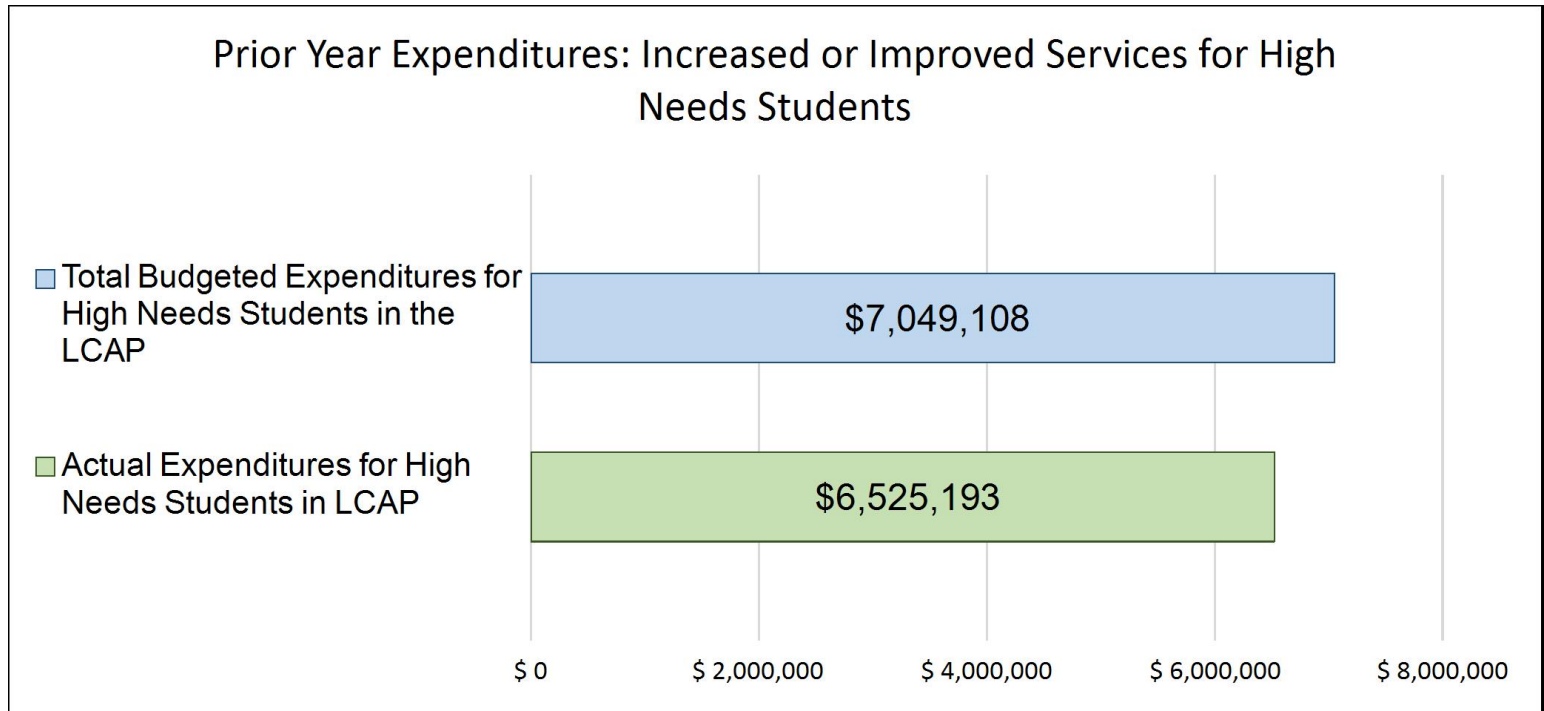
Costs not included are associated with on-going non-staffing related expenses such as utilities. Additional expected expenses not captured in the LCAP but in budget are associated with potential costs with continued response to the COVID-19 pandemic. Lastly, STRs on-behalf is showing as projected revenue but is not captured as an expense.

Increased or Improved Services for High Needs Students in the LCAP for the 2022-23 School Year

In 2022-23, Eureka City Schools is projecting it will receive \$8,380,234 based on the enrollment of foster youth, English learner, and low-income students. Eureka City Schools must describe how it intends to increase or improve services for high needs students in the LCAP. Eureka City Schools plans to spend \$9,580,835 towards meeting this requirement, as described in the LCAP.

LCFF Budget Overview for Parents

Update on Increased or Improved Services for High Needs Students in 2021-22



This chart compares what Eureka City Schools budgeted last year in the LCAP for actions and services that contribute to increasing or improving services for high needs students with what Eureka City Schools estimates it has spent on actions and services that contribute to increasing or improving services for high needs students in the current year.

The text description of the above chart is as follows: In 2021-22, Eureka City Schools's LCAP budgeted \$7,049,108 for planned actions to increase or improve services for high needs students. Eureka City Schools actually spent \$6,525,193 for actions to increase or improve services for high needs students in 2021-22.

The district was short on spending to the LCAP plan as result of positions that were vacant for extended portions of the year, along with using restricted one-time COVID-19 funding to fund positions previously funded using LCFF high needs services funds.

Supplement to the Annual Update to the 2021–22 Local Control and Accountability Plan

Local Educational Agency (LEA) Name	Contact Name and Title	Email and Phone
Eureka City Schools	Gary Storts Assistant Superintendent, Educational Services	stortsg@eurekacityschools.org (707) 441-3363

California’s 2021–22 Budget Act, the federal American Rescue Plan Act of 2021, and other state and federal relief acts have provided local educational agencies (LEAs) with a significant increase in funding to support students, teachers, staff, and their communities in recovering from the COVID-19 pandemic and to address the impacts of distance learning on students. The following is a one-time mid-year report to the local governing board or body and educational partners related to engagement on, and implementation of, these Acts.

A description of how and when the LEA engaged, or plans to engage, its educational partners on the use of funds provided through the Budget Act of 2021 that were not included in the 2020–21 Local Control and Accountability Plan (LCAP).

To the greatest extent practicable, Eureka City Schools included funds provided through the Budget Act of 2021 in the 2021-22 Local Control Accountability Plan (LCAP). Goal 1 supports funded through the Budget Act include the following: Additional Math, Reading, and EL intervention teachers and EL Coach (TOSA); Additional CARE Specialists; Additional classroom paraprofessionals, EL techs, math techs, and literacy techs; Additional math tutors; Enhancement of after-school program; and a comprehensive summer school program. Goal 2 supports funded through the ARP include hiring a school social worker, an additional mental health counselor, additional Board Certified Behavior Analysts, and additional site-based behavior support aides.

The source of the Budget Act of 2021 not included in the 2021-22 LCAP was the Elementary and Secondary School Emergency Relief Fund (ESSER) III funds. These funds were not allocated until the 2021-22 LCAP was approved and submitted. An ESSER III spending plan was developed from input from the community and stakeholders, which focused on providing safe in-person learning, additional support personnel, and high-quality extended learning opportunities, including an enriching summer school program, extended learning days, classroom paraprofessional personnel, and an increase in the number of BSA's in the District. Another change is the Expanded Learning Opportunities Grant (ELO-G) resource codes were changed but were already included in the 2021-22 LCAP. All other ARP funds were included in the adopted 2021-22 LCAP.

A description of how the LEA used, or plans to use, the additional concentration grant add-on funding it received to increase the number of staff who provide direct services to students on school campuses with an enrollment of students who are low-income, English learners, and/or foster youth that is greater than 55 percent.

Eureka City Schools used the additional concentration grant add-on funding it received to directly benefit our low-income, English learners, and/or foster youth by increasing the number of staff who provide direct services in the following areas: Math, Reading English language intervention, and English language coach teachers on special assignments. Additionally, a School Social Worker, Mental Health Counselor, a Board Certified Behavior Analyst, and additional site-based behavior aides were also provided through the use of concentration grant add-on funding.

A description of how and when the LEA engaged its educational partners on the use of one-time federal funds received that are intended to support recovery from the COVID-19 pandemic and the impacts of distance learning on pupils.

Eureka City Schools engaged its educational partners early and often regarding the use of one-time funds intended to support the impacts of COVID-19 and distance learning. Meetings were held virtually and in person, with input provided verbally and through surveys. Translation services were also made available. The feedback received from ECS educational partners was consistent with feedback received during LCP, LCAP, ELO, and ESSER III meetings. Identified priorities included a commitment to safe in-person learning, additional support personnel for struggling learners (in the form of academic and social-emotional supports), enrichment opportunities, high-quality extended learning opportunities (after-school programs and summer school), extending the instructional school day, increasing the availability of school nurses, and behavioral support aides.

A description of how the LEA is implementing the federal American Rescue Plan Act and federal Elementary and Secondary School Emergency Relief expenditure plan, and the successes and challenges experienced during implementation.

Throughout the 2021-22 school year, Eureka City Schools has been open to full-day in-person learning. Successes include maintaining excellent health and safety protocols to ensure a continuity of services, including increasing Nursing services through the 23-24 school year. Additional achievements include operating an evidence-based Summer School for grades TK-12. Summer School provided two three-week sessions at the elementary and middle school grades, serving 335 students. At Eureka High School, Summer School was one four-week session, serving 165 students, including 55 incoming Freshman students. Each day, following Summer School, the Summer ASES program provided K-8 students with enrichment activities. In January 2022, the students' school day was extended by one hour per week. Also, in January 2022, TK-3 grade students are scheduled to receive 75 minutes per week of itinerant Physical Education instruction, providing ECD TK-3 grade teachers with 75 minutes of preparation time.

The primary challenge ECS experienced was staffing shortage. ECS has many vacancies, including paraprofessionals whose services directly impact student learning. Numerous vacancies are also found in our After School Program, limiting the number of students to benefit from

educationally enriching learning experiences. Staffing challenges have also prevented the successful implementation of the TK-3 grade PE program. Supply chain concerns centered around KN-95 masks, antibacterial soaps, and various education technology efforts.

A description of how the LEA is using its fiscal resources received for the 2021–22 school year in a manner that is consistent with the applicable plans and is aligned with the LEA’s 2021–22 LCAP and Annual Update.

ECS has aligned the various fiscal resources received during the 2021-22 school year with the Eureka City Schools' Local Control Accountability Plan.

Consistent with LCAP Goal 1: All students will demonstrate high academic achievement and college and career readiness in clean and modernized schools -- through the use of California's 2021-22 Budget Act, the federal American Rescue Plan Act of 2021, and other federal relief acts, ECS bolstered LCAP efforts by offering a comprehensive and evidence-based summer school program to all TK-12 grade students; extending the instructional day by 1 hour per week; increasing Teachers on Special Assignment (TOSAs) and the number of classroom teachers to ensure adequate staffing to address learning gaps that existed before and were exacerbated by COVID-19.

Consistent with LCAP Goal 2: All students will learn in a safe, equitable, and culturally responsive environment where students, families, and community are valued, connected, and engaged -- through the use of California's 2021-22 Budget Act, the federal American Rescue Plan Act of 2021, and other federal relief acts, ECS aligned LCAP efforts by increasing the number of paraprofessionals on the elementary school sites equal to two hours per classroom teachers, and by increasing Behavior Support Aides to work with students who exhibit challenging behaviors. Also aligning with ECS LCAP Goal 2 include COVID-19 safety mitigation efforts, including the universal and correct wearing of masks; modifying facilities to allow for physical distancing; handwashing and respiratory etiquette; cleaning and maintaining healthy facilities, including improving ventilation; contact tracing in combination with isolation and quarantine, in collaboration with the State, local, territorial, or Tribal health departments; diagnostic and screening testing; efforts to promote vaccinations to school communities; appropriate accommodations for children with disabilities with respect to health and safety policies; and coordination with State and local health officials.

Instructions for the Supplement to the Annual Update for the 2021–22 Local Control and Accountability Plan Year

For additional questions or technical assistance related to the completion of the Supplement to the Annual Update to the 2021–22 Local Control and Accountability Plan (LCAP), please contact the local county office of education (COE), or the California Department of Education’s

Introduction

California's 2021–22 Budget Act, the federal American Rescue Plan Act of 2021, and other state and federal relief acts have provided local educational agencies (LEAs) with a significant increase in funding to support students, teachers, staff, and their communities in recovering from the COVID-19 pandemic and to address the impacts of distance learning on students. Section 124(e) of Assembly Bill 130 requires LEAs to present an update on the Annual Update to the 2021–22 LCAP and Budget Overview for Parents on or before February 28, 2022, at a regularly scheduled meeting of the governing board or body of the LEA. At this meeting, the LEA must include all of the following:

- The Supplement to the Annual Update for the 2021–22 LCAP (2021–22 Supplement);
- All available mid-year outcome data related to metrics identified in the 2021–22 LCAP; and
- Mid-year expenditure and implementation data on all actions identified in the 2021–22 LCAP.

When reporting available mid-year outcome, expenditure, and implementation data, LEAs have flexibility to provide this information as best suits the local context, provided that it is succinct and contains a level of detail that is meaningful and accessible for the LEA's educational partners.

The 2021–22 Supplement is considered part of the 2022–23 LCAP for the purposes of adoption, review, and approval, and must be included with the LCAP as follows:

- The 2022–23 Budget Overview for Parents
- The 2021–22 Supplement
- The 2022–23 LCAP
- The Action Tables for the 2022–23 LCAP
- The Instructions for the LCAP Template

As such, the 2021–22 Supplement will be submitted for review and approval as part of the LEA's 2022–23 LCAP.

Instructions

Respond to the following prompts, as required. In responding to these prompts, LEAs must, to the greatest extent practicable, provide succinct responses that contain a level of detail that will be meaningful and accessible for the LEA's educational partners and the broader public and must, to the greatest extent practicable, use language that is understandable and accessible to parents.

In responding to these prompts, the LEA has flexibility to reference information provided in other planning documents. An LEA that chooses to reference information provided in other planning documents must identify the plan(s) being referenced, where the plan(s) are located (such as a link to a web page), and where in the plan the information being referenced may be found.

Prompt 1: *"A description of how and when the LEA engaged, or plans to engage, its educational partners on the use of funds provided*

through the Budget Act of 2021 that were not included in the 2020–21 Local Control and Accountability Plan (LCAP)."

In general, LEAs have flexibility in deciding what funds are included in the LCAP and to what extent those funds are included. If the LEA received funding through the Budget Act of 2021 that it would have typically included within its LCAP, identify the funds provided in the Budget Act of 2021 that were not included in the LCAP and provide a description of how the LEA has engaged its educational partners on the use of funds. If an LEA included the applicable funds in its adopted 2021–22 LCAP, provide this explanation.

Prompt 2: *"A description of how LEA used, or plans to use, the concentration grant add-on funding it received to increase the number of staff who provide direct services to students on school campuses with an enrollment of students who are low-income, English learners, and/or foster youth that is greater than 55 percent."*

If LEA does not receive a concentration grant or the concentration grant add-on, provide this explanation.

Describe how the LEA is using, or plans to use, the concentration grant add-on funds received consistent with California *Education Code* Section 42238.02, as amended, to increase the number of certificated staff, classified staff, or both, including custodial staff, who provide direct services to students on school campuses with greater than 55 percent unduplicated pupil enrollment, as compared to schools with an enrollment of unduplicated students that is equal to or less than 55 percent.

In the event that the additional concentration grant add-on is not sufficient to increase the number of staff providing direct services to students at a school with an enrollment of unduplicated students that is greater than 55 percent, describe how the LEA is using the funds to retain staff providing direct services to students at a school with an enrollment of unduplicated students that is greater than 55 percent.

Prompt 3: *"A description of how and when the LEA engaged its educational partners on the use of one-time federal funds received that are intended to support recovery from the COVID-19 pandemic and the impacts of distance learning on pupils."*

If the LEA did not receive one-time federal funding to support recovery from the COVID-19 pandemic and the impacts of distance learning on students, provide this explanation.

Describe how and when the LEA engaged its educational partners on the use of one-time federal funds it received that are intended to support recovery from the COVID-19 pandemic and the impacts of distance learning on students. See the COVID-19 Relief Funding Summary Sheet web page (<https://www.cde.ca.gov/fq/cr/relieffunds.asp>) for a listing of COVID-19 relief funding and the Federal Stimulus Funding web page (<https://www.cde.ca.gov/fq/cr/>) for additional information on these funds. The LEA is not required to describe engagement that has taken place related to state funds.

Prompt 4: *"A description of how the LEA is implementing the federal American Rescue Plan Act and federal Elementary and Secondary School Emergency Relief expenditure plan, and the successes and challenges experienced during implementation."*

If an LEA does not receive ESSER III funding, provide this explanation.

Describe the LEA’s implementation of its efforts to maintain the health and safety of students, educators, and other staff and ensure the continuity of services, as required by the federal American Rescue Plan Act of 2021, and its implementation of the federal Elementary and Secondary School Emergency Relief (ESSER) expenditure plan to date, including successes and challenges.

Prompt 5: “A description of how the LEA is using its fiscal resources received for the 2021–22 school year in a manner that is consistent with the applicable plans and is aligned with the LEA’s 2021–22 LCAP and Annual Update.”

Summarize how the LEA is using its fiscal resources received for the 2021–22 school year to implement the requirements of applicable plans in a manner that is aligned with the LEA’s 2021–22 LCAP. For purposes of responding to this prompt, “applicable plans” include the Safe Return to In-Person Instruction and Continuity of Services Plan and the ESSER III Expenditure Plan.

California Department of Education
November 2021

Local Control Accountability Plan

The instructions for completing the Local Control and Accountability Plan (LCAP) follow the template.

Local Educational Agency (LEA) Name	Contact Name and Title	Email and Phone
Eureka City Schools	Gary Storts Assistant Superintendent	stortsg@eurekacityschools.org (707) 441-3364

Plan Summary [2022-23]

General Information

A description of the LEA, its schools, and its students in grades transitional kindergarten–12, as applicable to the LEA.

Eureka City Schools (ECS) serves students in grades Pre-K through twelve. The District has nine schools; one preschool, four elementary schools, two middle schools, one comprehensive high school, and one continuation high school. Our district also provides an adult school in partnership with the College of the Redwoods. ECS is the largest of the thirty-one school districts in Humboldt County, with a student enrollment of approximately 3,600. The District covers a wide geographic area with students matriculating into our secondary schools from five “feeder districts;” South Bay, Cutten-Ridgewood, Kneeland, Garfield, and Freshwater.

The demographics of our student body are as follows (2021-22 data): English Learners = 17.2%, Foster Youth = 1.1%, Homeless Youth = 5.2%, Students with Disabilities = 15.8%, and Socioeconomically Disadvantaged = 70.7%. We have the most culturally and ethnically diverse student body in Humboldt County. Ethnically (2021-22 data), our students are 2.1% African American, 5.4% Native American, 11.6% Asian, 0.5% Filipino, 25.2% Hispanic or Latino, 1.4% Pacific Islander, 42.9% White, and 10.8% two or more races. Our district families speak more than twenty (20) different languages.

We are known throughout the region for our innovative and award-winning programs. Eureka High School is an AVID (Advancement Via Individual Determination) Site of Distinction, while both middle schools and one elementary are "AVID schoolwide." EHS boasts the most comprehensive Career and Technical Education offerings in the region. STEAM programs are available to students at the middle levels. Several of our schools have been awarded the CA Gold Ribbon. We understand that we must provide our staff with ongoing professional learning opportunities for student outcomes to improve. For the 2021-22 school year, teachers will have a chance to engage in 6 days of professional development and optional after-school teacher academies. As a district, we have committed to investing in a CARE (Comprehensive Approaches to Responsive Environments) team to provide much of this ongoing professional development.

To serve our very diverse student population, ECS has many initiatives in place and takes advantage of several State and Federally funded grants, including TK-5 Arts Integration, Mental Health Demonstration, End Hate, Bridges to Success Mental Health, TUPE, Learning

Communities for School Success, Strong Workforce Program and Wild Rivers Indian Education. Eureka High is also working within the CTEIG grant, which helps pay CTE teacher salaries. These grants support the District's vision, mission, strategic plan priorities, and the LCAP Goals.

ECS also receives Title I funding that we use to support our socioeconomically disadvantaged students. These funds are disbursed to the school sites, where school site councils determine how the monies are used. Additionally, the District receives Title III funds to serve our EL and Immigrant population, Title IV to support the academic achievement of our American Indian students, and operates an after-school program at our elementary and middle school sites through the After School Education and Safety Program (ASES).

Vision Statement:

Inspiring academic Excellence, Creativity, and the confidence to Succeed - ECS

Mission Statement:

In partnership with families and communities, Eureka City Schools promotes academic success and career readiness for every student. We are committed to:

- Ensuring rigorous and innovative programs through high standards of teaching and learning
- Providing a safe and supportive learning environment Embracing our diversity as a strength
- Promoting creative expression, critical thinking, and digital literacy
- Offering relevant learning opportunities to help guarantee a sustainable future
- Developing responsible, productive, and ethical citizens for our communities and the world.

Reflections: Successes

A description of successes and/or progress based on a review of the California School Dashboard (Dashboard) and local data.

Goal 1: Success reflected in Goal 1 outcomes include the following: all students have standards-aligned textbooks for access to a high-quality education, ECS retained a high percentage of valued classified employees, Eureka High School increase the percentage of students graduating A-G ready, and finally ECS middle schools and high schools provide robust course offerings.

Goal 2: Success reflected in Goal 2 outcomes include the following: suspension and expulsion rates decreased, translation services via Language Line were increased, and the number of community partners increased considerably.

Reflections: Identified Need

A description of any areas that need significant improvement based on a review of Dashboard and local data, including any areas of low performance and significant performance gaps among student groups on Dashboard indicators, and any steps taken to address those areas.

- Goal 1: Needs identified in Goal 1 include ELA and Math student achievement scores as indicated in summative CAASPP scores, and Reclassified Fluent English Proficient (RFEP) for English learning students needs to increase.
- Goal 2: Needs identified in Goal 2 include: decreasing the drop-out rates in high school (slight increase) and students' perception of safety.

LCAP Highlights

A brief overview of the LCAP, including any key features that should be emphasized.

Student success in English-Language Arts and Mathematics did not reflect the efforts of students, staff, and leadership. ECS will refocus efforts coming out of the Educational Services office moving forward. With the addition of a Director of Curriculum, Instruction, and Assessment and a CARE Specialists shift to emphasize the subject and grade-span specific instructional coaching, greater capacity to support systems alignment will be available to assist classroom teachers and school-level leadership. Particular areas of emphasis will include the following;

- Monitoring short-and-long-term goals
- Targeted professional development
- Providing rigorous evidence-based instruction, and
- Building a solid community intensely focused on student learning

Comprehensive Support and Improvement

An LEA with a school or schools eligible for comprehensive support and improvement must respond to the following prompts.

Schools Identified

A list of the schools in the LEA that are eligible for comprehensive support and improvement.

Zoe Barnum High School

Support for Identified Schools

A description of how the LEA has or will support its eligible schools in developing comprehensive support and improvement plans.

N/A - Zoe Barnum was in CSI due to a low (<67%) average graduation rate. Due to the focused attention on this issue, the 2019-2020 and 2020-21 graduation rates increased well beyond the threshold, moving Zoe Barnum out of CSI.

Monitoring and Evaluating Effectiveness

A description of how the LEA will monitor and evaluate the plan to support student and school improvement.

N/A

Engaging Educational Partners

A summary of the process used to engage educational partners and how this engagement was considered before finalizing the LCAP.

During the LCAP development process, input was sought in the following ways:

We utilized the site councils at each of our schools for this purpose. The writing team met with school site councils at all elementary schools and both middle schools as follows -

Alice Burney, March 15, 2022

Grant, March 9, 2022

Lafayette, March 15, 2022

Washington, February 16, 2022, and March 23, 2022

Winship, March 21, 2022

Zane, February 10, 2022

Zoe Barnum, February 15, 2022

District English Language Acquisition Committee, February 15, 2022

At these meetings, the LCAP writing team members conducted a presentation that included a summary of outcome data for each goal (as per the Annual Update). Following the presentation, individuals present were involved in a process to review current and proposed actions and services. Principals reached out to EL and SED parents to encourage their attendance and input at the meetings.

Additionally, we conducted four (4) online surveys (certificated staff, classified staff, students, parents/guardians - a separate survey in Spanish and English) with a total response from 736 educational partners. We also conducted a consultation meeting with each of our bargaining groups (certificated and classified).

Classified Staff, March 29, 2022

Certificated Faculty, March 29, 2022

Parents and Community, March 31, 2022

Humboldt Del-Norte SELPA consultation, May 2022

Faculty Comprehensive Assessment of Leadership and Learning (CALL) Survey, March 7, 2022

Leadership/District Office Comprehensive Assessment of Leadership and Learning (CALL) Survey, March 22, 2022

Board Meetings: The Board was provided with regular updates on the 2022-23 LCAP development during meetings from February to June 2022. During these meetings, the Board and the public were provided with an overview of the progress of LCAP development. All stakeholder input was provided to the Board, and proposed actions and services were discussed for 2021-22. The public hearing and adoption of the LCAP occurred during separate regularly scheduled school board meetings in June 2022.

Cabinet Review: The 5-member District Cabinet was regularly updated on the progress of the LCAP throughout the 2022-23 school year.

A summary of the feedback provided by specific educational partners.

Goal #1 Supporting Student Achievement

Parents/Guardians: (1st) Competitive Salaries, (2nd) Arts Education, and (3rd) Expanded Learning Opportunities

Certificated Staff : (1st) Competitive Salaries, (2nd) Reduce Class Size, and (3rd) Provide Students and Teachers will Additional Resources.

Classified Staff: (1st) Competitive Salaries, (2nd) Staff Training, and (3rd) Arts Education

Students: (1st) Extra help in specific subjects, (2nd) Language opportunities, (3rd) Extended learning opportunities

Goal #2 School Climate and Student Engagement

Parents/Guardians: (1st) Social Emotional and Mental Health Supports, (2nd) Staff Training, and (3rd) Health and Wellness

Certificated Staff : (1st) Social Emotional and Mental Health Supports, (2nd) Health and Wellness, and (3rd) Staff training

Classified Staff: (1st) Social Emotional and Mental Health Supports, (2nd) Supports to Increase Student Attendance, and (3rd) Staff training.

Students: (1st) Awards and prizes for student achievement, (2nd) Extracurricular activities at lunch and/or after school, (3rd) Support when starting a new school

A description of the aspects of the LCAP that were influenced by specific input from educational partners.

Our stakeholders' feedback was reviewed, and action plans were developed. The input was considered to help determine changes for the annual plan. As part of this process, consideration was taken from the most recent budget projections and the potential cost of the actions in the context of the need it addressed. This helped determine the net impact of the proposed actions and services and included those actions that provided the most significant impact. The goal in the process was to distill the information down to a realistic number of priorities to ensure that our goals were achievable. Valuable feedback was received to help us modify existing services to improve the impact that these services had on students. Examples of such services that will be increased, modified, or increased in 2022-23 include the following:

- CARE Specialists to have a more specific curricular and grade-span focus for greater instructional classroom support and targeted professional development, and
- BSA's on each elementary campus

Goals and Actions

Goal

Goal #	Description
1	<p>All students will demonstrate high academic achievement and college and career readiness in clean and modernized schools.</p> <p>Focus Goal 1.1: Ensure all students have access to CCSS-aligned instructional materials and student supplies.</p> <p>Focus Goal 1.2: Increase the delivery of high-quality instruction through ongoing professional development.</p> <p>Focus Goal 1.3: Provide competitive salaries and benefits to recruit and maintain a high-quality staff.</p> <p>Focus Goal 1.4: Ensure all students have access to clean, safe, and well-maintained facilities, including appropriate technology.</p> <p>Focus Goal 1.5: Increase the number of students who graduate college and career ready.</p> <p>Focus Goal 1.6: Ensure all students have access to a multi-tiered system of supports with a focus on language arts, math, and ELD instruction leading to improved EL Reclassification Rates.</p> <p>Focus Goal 1.7: Increase student participation in a broad course of study including enrichment opportunities and advanced coursework, with an emphasis on underrepresented students.</p>

An explanation of why the LEA has developed this goal.

We continue in our commitment to providing grade-level content and instructional rigor. We will prioritize what content is taught to ensure depth of knowledge over pacing. This will be evident in our grade-level collaborations and standard pacing/content delivery guides. We will differentiate for all learners so they can access learning targets. We will assess students to identify gaps in learning and provide appropriate interventions to address those gaps.

Based on stakeholder input and a review of Dashboard data, we will maintain English learners' services to continue to close the achievement gap. To this end, we will increase intervention services at all sites to support low-performing students. Additionally, we will maintain our AVID offerings to include Eureka High School, middle schools, and one of our elementary schools. Professional Development remains a focus, and to this end, we will expand our successful Teacher Academies to include special education, elementary, secondary, technology, and social-emotional. According to the CA Dashboard, our homeless students need additional academic support. To this end, we are focusing our professional development for staff on supporting at-risk students through training on trauma-informed practices, and throughout the District and within each school site, we are "data digging" to identify areas for improvement; implementing interim assessments; providing additional support for current initiatives, including the new ELA adoptions in TK-5 and Middle School, CM, and AVID; identifying and assigning appropriate CAASPP designated supports and accommodations for identified student populations (SWD, EL). Within an MTSS academic framework, we provide each of our sites with a CARE (Comprehensive Approach to Responsive Environments) Specialist - a teacher on special assignment who will support teachers with implementing teaching best practices.

Measuring and Reporting Results

Metric	Baseline	Year 1 Outcome	Year 2 Outcome	Year 3 Outcome	Desired Outcome for 2023–24
1.1 a. District Williams Report, Annual Board Resolution on Sufficiency of Instructional Materials, Curriculum/ materials inventory including ELA-ELD materials	100% of students have access to their own copy of standards-aligned Instructional materials for use at school and at home for 2019-20	100% of students have access to their own copy of standards-aligned Instructional materials for use at school and at home for 2020-2021.			Maintain 100% access to instructional materials per Williams Act
1.1 b. Implementation of State Standards - # of content areas where CCSS aligned curriculum is being utilized	For 2019-20 TK-5 CCSS aligned curriculum adopted; Fountas and Pinnell and Everyday Math.	For 2020-21 TK-5 CCSS aligned curriculum adopted; Fountas and Pinnell and Everyday Math.			1.1 b. All Districtwide Core Curriculum will be CA Standards/CA Framework aligned
1.1 c. EL access to CA Standards including ELD standards - use of ELD supports to ensure ELs make progress in core academic subjects.	100% use of EL Achieve materials for students grades TK-5 (for English learners) Math is CCSS aligned TK-Alg 2 Social Studies follows State Framework and current texts have been adopted 6th through 12th	100% use of EL Achieve materials for students grades TK-5 (for English learners) Math is CCSS aligned TK-Alg 2 Social Studies follows State Framework and current texts have been adopted K-12 from Teacher Curriculum Institute (TCI) district-wide			1.1 c. All EL students have access (and instruction in) systematic ELD for elementary and Constructing Meaning for secondary. All teachers trained in systematic ELD and Constructing Meaning (depending on grade level taught)

Metric	Baseline	Year 1 Outcome	Year 2 Outcome	Year 3 Outcome	Desired Outcome for 2023–24
	<p>NGSS implementation is in the initial implementation</p> <p>Inconsistent use of evidence-based ELD approaches to instruction (systematic ELD in elementary and Constructing Meaning in secondary). Some teachers trained in Systematic ELD and Constructing Meaning.</p>	<p>NGSS implementation 6-8 Amplify Science, K-5 has NGSS model lessons, 9-12 has aligned Biology, Chemistry</p> <p>Inconsistent use of evidence-based ELD approaches to instruction (systematic ELD in elementary and Constructing Meaning in secondary). Some teachers trained in Systematic ELD and Constructing Meaning.</p>			
1.2 District enrollment reports (Census Day)	Census Day enrollment for 2019-20 is 3673 students and was 3643 for 2018-19 which is an increase of .82%	Census Day enrollment for 2020-21 is 3540 students and was 3673 for 2019-20 which is decrease of 3.62%			Increase enrollment by 1%
1.3 a. Certificated: Analysis of percentage of teachers in probationary and temporary status as compared to all teachers	<p>2018-19 (191 teachers) Probationary 29.8% Temporary 8.4%</p> <p>2019-20 (201 teachers) Probationary 26.8% Temporary 8.5%</p>	<p>2021-22 (205 teachers) Probationary 20% Temporary 9.8%</p>			18% or less of all teachers will be probationary teachers and 5% or less or all teachers will be temporary teachers

Metric	Baseline	Year 1 Outcome	Year 2 Outcome	Year 3 Outcome	Desired Outcome for 2023–24
	2020-21 (187 teachers) Probationary 19.3% Temporary 5.3%				
1.3 a. Classified: Percentage of new employees who obtain permanency. CSEA employees.	<p>2019 - 2020 school year: 40 classified staff became permanent that year 20 classified staff quit or were terminated that year before becoming permanent 50%</p> <p>2020 - 2021 school year: 28 classified staff became permanent (we had a hiring freeze, so fewer people were hired) 17 classified staff quit or were terminated before becoming permanent 60.7%</p>	2021 - 2022 school year: 87 classified staff became permanent 9 classified staff resigned or were terminated before becoming permanent 10%			40% or less of classified staff will quit or be terminated by the 2023-24 school year
1.3 b. CALSAAS report	4 misassignments and 1 vacancy for 2020-21	2 mis-assignments for 2021-22			100% of teachers appropriately credentialed and assigned

Metric	Baseline	Year 1 Outcome	Year 2 Outcome	Year 3 Outcome	Desired Outcome for 2023–24
1.4 a. Technology inventory. Yearly calculation of student to computer ratio	District ratio is 1:2 computers to students for 2019-20	We have the numbers for 1:1 - we just haven't completed/decided on full 1:1 yet...			Maintain district ratio 1:1 computers to students
1.4 b. Facility Inspection Tool (FIT) of clean and safe facilities "Good"	In spring of 2020 ECS had 7 out of 9 schools rate as "good".	In spring of 2021 ECS had 7 out of 9 schools rate as "good".			9 out of 9 schools rate as "good".
1.5 a. CA School Dashboard English Language Arts Indicator	<p>2019 Dashboard 41 points Below Standard ALL student color ORANGE</p> <p>Student group color gauges: Blue: None Green: None Yellow: Asian, Hispanic, Homeless, SED Orange: Two or More Races, Students with Disabilities, White</p>	<p>Due to the COVID-19 pandemic, state law has suspended the reporting of state indicators on the 2021 Dashboard.</p> <p>CAASPP Data shows 29.33% Met or Exceeded standard for ELA in 2020-2021.</p> <p>Individual Subgroups: Met or Exceeded standards for ELA 2019/2021 comparison (Increase or Decline)</p> <p>SWD: Decline SED: Decline</p>			<p>1 point below standard</p> <p>ALL student color GREEN</p> <p>year one 10 point increase year two 15 point increase year three 15 point increase</p> <p>Color Gauge for student groups:</p> <p>GREEN: Asian, Hispanic, Homeless, SED</p> <p>YELLOW:</p>

Metric	Baseline	Year 1 Outcome	Year 2 Outcome	Year 3 Outcome	Desired Outcome for 2023–24
	Red: African American, American Indian, English Learners, Foster Youth	ELD: Decline American Indian: Decline Asian: Decline Black or African American: Increase Hispanic: Decline White: Decline Two or More Races: Decline Homeless: Decline			Two or More Races, Students with Disabilities, White ORANGE: African American, American Indian, English Learners, Foster Youth
1.5 b. CA School Dashboard Mathematics Indicator	2019 Dashboard 66.6 points below standard	Due to the COVID-19 pandemic, state law has suspended the reporting of state indicators on the 2021 Dashboard.			1.5 b. 22 points below standard
1.5 c. Statewide Assessments for Science - results from Data Quest and/or CA Dashboard (future years): % who met or exceeded standard in science	ALL student color YELLOW Student group color gauges: Blue: None Green: None Yellow: Asian, Hispanic, SED, White Orange: American Indian, English Learners,	CAASPP Data shows 19.52% Met or Exceeded standard for Math in 2020- 2021. Individual Subgroups: Met or Exceeded standards for Math 2019/2021 comparison (Increase or Decline)			ALL student color GREEN year one 15 point increase year two 15 point increase year three 15 point increase Color Gauge for student groups: GREEN: Asian, Hispanic, SED, White

Metric	Baseline	Year 1 Outcome	Year 2 Outcome	Year 3 Outcome	Desired Outcome for 2023–24
	<p>Foster Youth, Homeless, Two or More Races, Students with Disabilities</p> <p>Red:</p> <p>African American, Pacific Islander</p> <p>1.5 c:</p> <p>District wide met or exceeded standard: 21.27%</p> <p>Socioeconomically Disadvantaged: 15.8%</p> <p>English Learners: 0%</p> <p>Homeless: 8.2%</p>	<p>SWD: Decline</p> <p>SED: Decline</p> <p>ELD: Decline</p> <p>American Indian: Decline</p> <p>Asian: Decline</p> <p>Black or African American: Decline</p> <p>Hispanic: Decline</p> <p>White: Decline</p> <p>Two or More Races: Decline</p> <p>Homeless: Decline</p>			<p>YELLOW:</p> <p>American Indian, English Learners, Foster Youth, Homeless, Two or More Races, Students with Disabilities</p> <p>ORANGE:</p> <p>African American, Pacific Islander</p> <p>1.5 c:</p> <p>By 2023-2024, results from the CAST shall be as follows:</p> <p>District wide met or exceeded standard: 35%</p> <p>Socioeconomically Disadvantaged: 25%</p> <p>English Learners: 20%</p> <p>Homeless: 25%</p>
1.5 d. Graduation Rate	EHS at blue on the dashboard. at 96.6% Zoe Barnum 66.7% red. The overall for the district 92.8% green in 2019	Due to the COVID-19 pandemic, state law has suspended the reporting of state indicators on the 2021 Dashboard. Dataquest reports include:			Increase district graduation rate to 94% for 5 year cohort rate

Metric	Baseline	Year 1 Outcome	Year 2 Outcome	Year 3 Outcome	Desired Outcome for 2023–24
		Class of 2020 5 year cohort rate: EHS 96.8% Zoe Barnum: 71.7% ECS: 92.3% Class of 2021 4 year cohort rate: EHS: 94.4% Zoe Barnum: 71.7% ECS: 91.2%			
1.5 f. CSU/UC Required Courses A-G completion rate	District A-G rate 24% for the class of 2020	A-G rate 25.9% for the district EHS class of 2021 36.1% Zoe class of 2021 0%			Increase A-G completion by 2% per year to reach 30% for the class of 2023
1.5 g. Student's individualized 4+ year plans including CTE, VAPA and AP courses	97.7% of Freshmen enroll in a Freshman Seminar type course. Students who opt-out of the Freshman seminar will complete a plan in 10th grade in 2019-20	98.8% of Freshmen enrolled in a Freshman Seminar type course. 4 students opted-out of the Freshman seminar and 4 were in Life Skills classes They will complete a plan in 10th grade.			99% of Freshmen will complete a 4+ year plan
1.5 h. EAP-Early Assessment Program	2019 CAASPP data Ready EHS ELA 23% Math 8% Zoe	2021 CAASPP data Ready EHS ELA 21% Math 9% Zoe			Increase district % of students ready to 20% in ELA and 15% in Math

Metric	Baseline	Year 1 Outcome	Year 2 Outcome	Year 3 Outcome	Desired Outcome for 2023–24
	<p>Ready LA 0% Math 0%</p> <p>District ELA 10% Math 9%</p> <p>Conditionally ready EHS ELA 42% Math 19%</p> <p>Zoe ELA 0% Math 0%</p> <p>District ELA 24% Math 16%</p>	<p>Ready LA 8% Math 0%</p> <p>District not reported on the dashboard</p> <p>Conditionally ready EHS ELA 29% Math 16%</p> <p>Zoe ELA 15% Math 0%</p> <p>District not reported on the dashboard</p>			
1.5 i. AP Courses Enrollment Rate and Pass Rate	<p>19.5% of students at EHS enroll in one or more AP classes. 51.3% of students passed with a three or higher in 2019-20 AP Comp is dual enrollment and students can choose to not take the AP test.</p>	<p>15% of students at EHS enrolled in one or more AP classes. 37% of students passed with a three or higher in 2020-21. AP Comp is dual enrollment and students can choose to not take the AP test.</p>			<p>Increase % of students enrolled in one or more AP classes to 20% and increase the percentage of students passing with a 3 or higher to 60%</p>

Metric	Baseline	Year 1 Outcome	Year 2 Outcome	Year 3 Outcome	Desired Outcome for 2023–24
1.5 j. % of students per year that qualify as "prepared" for the College and Career Indicator on the CA Dashboard.	CCI from 2020 Dashboard =39.7% prepared ECS 52.5% prepared EHS, 6.5% prepared Zoe Barnum	Overall % prepared was not reported for 2021, but some individual categories for the class of 2021 at EHS include: AP exams 2 tests 3 or higher- 2020 15.8% 2021 15.1% Completed CTE pathway- 23.7% 2020 23.2% 2021 College credit one course- 25.4% 202 23.2% 2021			Increase % of students that qualify as "prepared" for the College and Career Indicator on the CA Dashboard to 50%. ECS, 60% EHS and 8% Zoe Barnum
1.6 a. CA School Dashboard English Learner Progress Indicator	2019 CA Dashboard 49.2% making progress towards English Language Proficiency Current State Progress Level: Medium State Progress Levels: Very High = 65% or higher High = 55% to less than 65% Medium = 45% to less than 55%	Due to the COVID-19 pandemic, state law has suspended the reporting of state indicators on the 2021 Dashboard. 2018-19 ELPAC Data shows 20.59% of students tested Proficient on the Summative ELPAC Assessment. 2020-2021 ELPAC Data shows 15.96% of students tested Proficient on			55% making progress towards English Language Proficiency State Progress Level: High

Metric	Baseline	Year 1 Outcome	Year 2 Outcome	Year 3 Outcome	Desired Outcome for 2023–24
	Low = 35% to less than 45% Very Low = Less than 35%	the Summative ELPAC Assessment.			
1.6 b. Reclassification Rate	For 2020-2021 the reclassification rate for ECS EL students was 11.8% (77 students).	Due to the COVID-19 pandemic, state law has suspended the reporting of state indicators on the 2021 Dashboard. Thus far for the 2021-2022 the reclassification rate for ECS EL is 4.5% (27 students)			Reclassification Rate of at least 10%
1.6 c. Number of sections (middle and high) and FTE for teachers (elementary) for Designated ELD for EL students at ELPAC levels 1, 2, and 3	EL students receive services at the elementary level based on their EL level, Zane has 3 sections of ELD, Winship has 2 sections of ELD, and the High School has 1 section of ELD for mainly 1's and 2's. The high school offers 3-4 EL loop classes depending on the needs of EL students	EL students receive services at the elementary level based on their EL level, Zane has 3 sections of ELD, Winship has 2 sections of ELD, and the High School has 1 section of ELD for mainly 1's and 2's. 1 section of EL Core Support The high school offers 4 EL			Maintain minimum level of LCAP funded EL sections at secondary level- 8 sections, increase sections if EL district % reaches 20%

Metric	Baseline	Year 1 Outcome	Year 2 Outcome	Year 3 Outcome	Desired Outcome for 2023–24
	for support of EL students in English classes and offers ELD core support.	loop classes which are college prep.			
1.6 d. In the Special Education Plan (SEP), students with IEP's need to be in the least restrictive environment appropriate for the student based on their IEP.	In the 2020-2021 SEP 50.52% of IEP students were in the least restrictive environment 80% or more of their day.	In the 2021-2022 SEP 62.77% of IEP students were in the least restrictive environment 80% or more of their day.			52% of students with IEPs will be in the least restrictive environment for more than 80% of their day.
1.7 a. GATE Universal Screening tool	100% of 4th-grade students assessed for GATE eligibility. (All 4th and 5th grade students will be assessed for GATE eligibility during the 2021-2022 schoolyear as GATE testing did not occur in 2020-2021 due to the COVID-19 pandemic.	100% of 4th and 5th grade students assessed for GATE eligibility. * All 4th and 5th grade students assessed for GATE eligibility during the 2021-2022 schoolyear as GATE testing did not occur in 2020-2021 due to the COVID-19 pandemic.			Maintain 100% of 4th grade students assessed for GATE
1.7 c. Teacher inventory of district musical instruments.	90% of district owned instruments are	65% of district owned instruments are			95% of district owned instruments will be

Metric	Baseline	Year 1 Outcome	Year 2 Outcome	Year 3 Outcome	Desired Outcome for 2023–24
	maintained in good repair	maintained in good repair			maintained in good repair.
1.7 d. VAPA course enrollment	Winship 540 enrollments 183 individual students out of 365 50% Zane 786 enrollments 281 individual students out of 546 51% EHS 1019 enrollments 530 individual students out of 1237 43%	Winship 241 enrollments 228 individual students out of 417 54.7% Zane 283 enrollments 247 individual students out of 52.9% EHS 618 enrollments 530 individual students out of 1281 41.4%			Increase percentage of students enrolled in one or more VAPA course by 10% over baseline data.
1.7 e. Number of students completing both A-G and CTE pathway	According to 2020 CCI Indicator Report: CTE Pathway Completion Rate: 9%, A-G completion Rate:24%	According to 2021 CCI Indicator for EHS Report: CTE Pathway Completion Rate: 23.2%, A-G completion Rate:36.1%			Increase percentage of seniors who are both A-G and CTE completers to match the A-G rate for the class.
1.7 f. Career Technical Education Enrollment	635 Enrollments 474 students of 1170 40.5%.	664 Enrollments 514 students of 1172 43.8%.			Maintain CTE enrollment of 40% and increase completers by 2.5% per year
1.7 g. Bi-Literacy Seal	35 students attained Seal of Bi-literacy	48 students at EHS attained the Seal of Bi-literacy. 22% of senior class.			Increase % of students who attain seal of biliteracy by 5% each year
1.7 h. Ensure Access to a Broad Course of Study: In grades 7-12	All required courses are offered in grades 7-12 at the middle and	All required courses offered at middle and high school levels to a			1.7. h. Maintain the sections (grades 7-12) for required courses

Metric	Baseline	Year 1 Outcome	Year 2 Outcome	Year 3 Outcome	Desired Outcome for 2023–24
ensure access for all pupils to the following courses (English, social sciences, world languages, physical education, math, visual and performing arts, applied arts, Freshman Seminar, and CTE classes as noted in course offerings in Master Schedules and enrollment of students in these courses.	high school levels to a sufficient extent as to allow all students access.	sufficient extent as to allow all students access.			offered to a sufficient extent as to allow all students access., and expand course offerings if possible.
1.7 i. Programs & Services developed and provided to unduplicated students	District provides classes offered in grades 7-12 to specifically target students who are underrepresented in college and/or who would be first-time college track students in their families.	EHS 100/149 or 67% of AVID students are unduplicated. Winship- no dedicated AVID period- AVID strategies schoolwide Zane- all 6th in AVID wheel, 7th and 8th AVID strategies schoolwide			1.7 i. Increase the enrollment of unduplicated students in AVID classes offered in grades 7-12 to specifically target students who are underrepresented in college and/or who would be first-time college track students in their families.
1.7 j. Programs & Services developed and provided to	District provides "siloe" special education services e.g. students attend	EHS co taught classes for all 9th grade level former RSP courses			1.7 j. Over the course of three years, the District will change it's delivery of services for

Metric	Baseline	Year 1 Outcome	Year 2 Outcome	Year 3 Outcome	Desired Outcome for 2023–24
individuals with exceptional needs	<p>self contained SDC classes or participate in pull-out/or puch in resource specialist services.</p> <p>Professional development for meeting the needs of exceptional learners are mostly limited to special education teachers.</p>	Essentials of Alg, Alg 1A and Alg1B have co-taught sections, Geo Science CP and Biology CP have co taught sections, along with World History CP			<p>students with exceptional needs to a continuum model where students receive the services they need to be successful in the general education setting. SDC classes will be eliminated and mainstreaming/nevers treaming (no pull-out) shall be the predominant model in the District.</p> <p>All general education teachers and intervention teachers shall be trained in best practices/strategies for meeting the needs of students with exceptional needs.</p>
1.7 k. Access to a broad course of study	All TK-6 students have access and are enrolled in all required areas of study including math, ELA, science, history/social studies, physical education, and visual and performing arts.	All TK-6 students have access and are enrolled in all required areas of study including math, ELA, science, history/social studies, physical education, and visual and performing arts.			1.7 k. All TK-6 students have access and are enrolled in all required areas of study including math, ELA, science, history/social studies, physical education, and visual and performing arts.

Metric	Baseline	Year 1 Outcome	Year 2 Outcome	Year 3 Outcome	Desired Outcome for 2023–24
	7-12 students have access to all required courses and electives at the 9-12 level, there is a broad selection of CTE, art, language, and electives. ECS is also an AVID district, with grade-level classes 9-12.	7-12 students have access to all required courses and electives at the 9-12 level, there is a broad selection of CTE, art, language, and electives. ECS is also an AVID district, with grade-level classes 9-12			

Actions

Action #	Title	Description	Total Funds	Contributing
1.1	1.1-1.7 A. Additional Actions and Services at school sites	Each site's School Plan for Student Achievement (SPSA) denotes actions and services that further support LCAP Goal 1.	\$1,227,913.00	Yes
1.2	1.1 a. School supplies	Ensure targeted subgroups have access to school supplies	\$769,141.00	Yes
1.3	1.1 b. Provide a district librarian	District librarian whose work is principally directed to supporting unduplicated students	\$73,092.00	Yes
1.4	1.1 c. Library techs	Provide library tech hours for all sites based on enrollment	\$178,941.00	Yes
1.5	1.1 d. Appropriate Curriculum for all students	Select, acquire and implement curriculum: CCSS aligned, ELD, class-sets for use at school, and replacement materials to include	\$131,124.00	No

Action #	Title	Description	Total Funds	Contributing
		purchasing EL-specific supplementary materials and intervention support materials for targeted subgroups.		
1.6	1.1 f. Independent reading materials-reading and math assessment tools	Provide students with independent reading materials and assessments (Accelerated Reader and STAR 360 for 4-8; Accelerated Math for 6-8)	\$253,575.00	Yes
1.7	1.2 a. Provide collaboration time for teachers	Provide collaboration time for teachers.	\$300,908.00	Yes
1.8	1.2 b. NGSS implementation (Costs captured in goal 1 action 16)	Maintain a leadership team to facilitate teacher proficiency for NGSS implementation.		No
1.9	1.2 c. NGSS teacher training (Costs captured in goal 1 action 16)	The instructional Coach will facilitate a training for all elementary teachers in NGSS.		No
1.10	1.2 d. CARE Specialists	Provide CARE Specialists, TK-12 as needed for academic supports.	\$426,940.00	Yes
1.11	1.2 f. Additional PD day for all teachers	All teachers will participate in one additional District day of professional development (over 2018-19) for the purpose of CCSS implementation training. Training costs captured in general staffing actions.	\$346,796.00	Yes

Action #	Title	Description	Total Funds	Contributing
1.12	1.2 g. Fidelity to district initiatives	Provide additional day of teacher professional development (over 2018-2019) for the purpose of aligning and implementing with fidelity district initiatives with improved student outcomes.	\$85,446.00	Yes
1.13	1.2 h. Professional Development and collaboration	Provide additional day of teacher professional development (over 2018-2019) for the purpose of aligning and implementing with fidelity district initiatives with improved student outcomes such as AVID, Construction Meaning, PBIS and restorative practices.	\$33,994.00	Yes
1.14	1.2 i. Intervention services	Teachers may provide additional intervention services for struggling students especially targeting homeless and foster youth.	\$101,983.00	Yes
1.15	1.3 a. The hiring and retaining of highly qualified staff	The hiring and retaining of highly qualified staff is particularly important to ensure that the needs of our targeted "high risk" student population (with emphasis on all student groups in the "red" category as per CA Dashboard) are met. To do so, while simultaneously increasing teachers' instructional preparation, provide an additional Professional Development day within the school calendar (above 2018-2019 number) for all certificated staff	\$1,677,148.00	Yes
1.16	1.3 b. Provide staffing to implement LCAP goals	Ensure staffing is at the appropriate levels to successfully implement the LCAP while aligning to ECS's Strategic Plan Priority item number three.	\$21,390,678.00	No
1.17	1.4 a. Technology	Provide support for technology use for student learning	\$157,022.00	No

Action #	Title	Description	Total Funds	Contributing
1.18	1.4 b. Maintain the technology plan (Costs captured in goal 1 action 16)	Maintain the technology committee to oversee the plan for technology purchases, professional use by staff, and appropriate student use to promote learning with an emphasis on access to and incorporation of technology at school by socio-economically disadvantaged, English Learners and foster youth		No
1.19	1.4 c. Computer and technology purchases	Maintain 1:1 district student/computer ratio. This action is primarily directed towards meeting the needs of our unduplicated students.	\$692,518.00	Yes
1.20	1.4 d. Maintain facilities and grounds	Maintain facilities and grounds in good repair and replace equipment as needed in order to meet district standards.	\$2,004,073.00	No
1.21	1.5 a. Class size	Maintain average below contracted class size numbers for grades 4-12	\$1,014,844.00	Yes
1.22	1.5 b. Combination classes	Combination classes are permissible at the elementary schools in order to account for fluctuations in grade level enrollment and to ensure that we stay within GSA limits	\$84,986.00	Yes
1.23	1.5 c. Summer school	Provide summer school instruction for all students K-12 with an emphasis on credit recovery 9-12 and significant sub groups who need intervention at all grades		Yes

Action #	Title	Description	Total Funds	Contributing
1.24	1.5 d. Classroom based assessments (Costs captured in goal 1 action 16)	Select assessments and implement consistent classroom based formative and summative assessment at each grade level and train all staff with an emphasis on unduplicated student sub groups		No
1.25	1.5 e. Staff collaboration and release time (Costs captured in goal 1 action 16)	Provide release time and/or paid outside of contract time for staff collaboration to provide intervention and supervision with an emphasis on unduplicated students.		No
1.26	1.5 g. ELA and math PD (Costs captured in goal 1 action 16)	Provide opportunities for English Language Arts and Math integration through professional development and collaboration.		No
1.27	1.5 h. Student literacy and math skills across the curriculum (Costs captured in goal 1 action 16)	Support student literacy and math skills and competencies across the curriculum and content areas including Science, History Social Science, Physical Education, Visual and Performing Arts, Modern and World Languages		No
1.28	1.5 i. Data tracking system	Provide a data tracking system for credentialed staff to monitor student performance and include training for its use to better monitor progress of unduplicated students	\$170,698.00	Yes
1.29	1.5 j. Middle and High School Counselors	Maintain post-secondary education planning through high school and middle school counseling services, especially at the middle school level prior to 9th grade balloting in January. At the high school level there will be counseling technician support specifically targeted towards successful progress for our Homeless Youth.	\$172,752.00	Yes
1.30	1.5 k. Language Courses	Provide Yurok Language courses	\$33,994.00	Yes

Action #	Title	Description	Total Funds	Contributing
1.31	1.5 l. Broad course offering for College preparedness	Provide access to college prep courses, AP courses, and college courses (Concurrent and Dual enrollment). Investigate increase in sections including zero periods with an emphasis on unduplicated students	\$84,986.00	Yes
1.32	1.5 m. College and Career skills (Costs captured in goal 1 action 16)	Provide instruction and materials in academic research and other college and career skills per CCSS		No
1.33	1.5 n. Wild Rivers Indian Education Grant	Utilizing funding from Wild Rivers Indian Education grant to support students in grades 6-12 to ensure that they are on track for graduation and future college and career readiness.	\$139,906.00	No
1.34	1.6 a. Intervention Teachers	Provide intervention teachers to support low performing students. This action is primarily directed towards unduplicated students.	\$352,431.00	Yes
1.35	1.6 b. Provide Literacy, Math, and EL technicians	Provide Literacy, Math, and EL technicians	\$239,119.00	Yes
1.36	1.6 c. Support for significant sub groups (Costs captured and split across goal 1 action 6, 14, 15,16, 29, 34 and 35)	Provide staffing to support students who are Homeless Youth, English Learners and/or Socio-economic Disadvantaged. Maintain sections of EL support at secondary level.		Yes

Action #	Title	Description	Total Funds	Contributing
1.37	1.6 e. PD for EL and SED students (Costs captured and split across Goal 1 actions 11, 12, and 13.)	Provide appropriate technology infrastructure (including teacher access to copiers, printers, computers)	\$20,993.00	No
1.38	1.6 e. PD for EL and SED students (Costs captured and split across Goal 1 actions 11, 12, and 13)	Provide professional development to all credentialed staff and classified techs in strategies that target EL and SED growth		Yes
1.39	1.6 f. PD for foster youth and trauma informed practices (Costs captured and split across Goal 1 actions 11, 12, and 13)	Provide professional development in working with Foster Youth and trauma informed practices to all credentialed staff and classified staff		Yes
1.40	1.6 g. PD for working with homeless students (Costs captured and split across Goal 1 actions 11, 12, and 13)	Provide professional development in working with homeless students to all credentialed staff and classified staff		Yes
1.41	1.6 i. Special education services	Provide students with disabilities with appropriate supports and services.	\$8,964,534.00	No
1.42	1.7 a. AVID district wide	Maintain student access to advanced study through support for AVID at Zane and Grant and advance AVID strategies schoolwide at Winship and EHS. Send an additional elementary team to AVID Summer Institute- Alice Birney or Washington*with a focus on recruiting students from the unduplicated count.	\$118,981.00	Yes

Action #	Title	Description	Total Funds	Contributing
1.43	1.7 b. Elementary music	Provide student access to elementary music programs.	\$195,338.00	No
1.44	1.7 c. Instrument repair	Ensure funding to maintain musical instruments in good working order.	\$15,000.00	No
1.45	1.7 d. Art supplies	Maintain available visual arts supplies and materials for students to ensure access to students in unduplicated count	\$25,000.00	No
1.46	1.7 e. Replace art materials and equipment	Replace damaged or worn visual arts supplies, equipment and materials	\$15,000.00	No
1.47	1.7 g. GATE identification (Cost captured in goal 1 action 16)	Continue to communicate a protocol for identifying potential GATE students, especially targeting students new to the District after 4th grade.		No
1.48	1.7.h. Create Grant and other VAPA	Elementary teachers will have the opportunity to participate in professional development to enhance the integration of visual and performing arts with CCSS lessons and instruction		No
1.49	1.7.h. Project based learning/competitions (Costs captured in goal 1 action 5, 11 and 48)	Outreach to community organizations and resources to support enrichment and project based learning in History/Social Science, Science, and VAPA to support CCSS.		No
1.50	1.7 i. Career Technical Education	Maintain and/or Increase quantity and quality of Career Technical Education offerings and enrollment at the secondary level to include students who do not traditionally enter these fields with an emphasis on students in unduplicated count. This will be partially accomplished	\$475,807.00	Yes

Action #	Title	Description	Total Funds	Contributing
		through the use of CTEIG, Perkins and School Workforce Program (SWP) funds.		
1.51	1.7 k. Middle School CTE (Cost captured in goal 1 action 16)	Ensure that CTE pathways are available to students beginning in middle school with an emphasis on students in unduplicated count		Yes
1.52	1.7 l. World Language offerings (Cost captured in goal 1 action 16, 26, 27, 30)	Sustain pathways to achieve Bi-Literacy.		No
1.53	1.1-1.7 B. Additional Actions and Services	Further actions and services that support LCAP Goal 1 are captured in the ELO Plan or specified in allocations for ESSER II and IPI.	\$8,104,343.00	No

Goal Analysis [2021-22]

An analysis of how this goal was carried out in the previous year.

A description of any substantive differences in planned actions and actual implementation of these actions.

Planned actions and actual implementation of these actions went accordingly with the exception that the NGSS coach was unable to support teachers as planned and some professional development was unable to happen due to lack of substitutes due to Covid-19. In addition, there was a significant decline in the percentage of district owned instruments maintained in good repair. There were no other substantive differences. Curriculum adoption for Geo Science was put off to the 2022-23 school year.

An explanation of material differences between Budgeted Expenditures and Estimated Actual Expenditures and/or Planned Percentages of Improved Services and Estimated Actual Percentages of Improved Services.

1.1) An increased amount of the Title I apportionment was coded to TOSA's, which are included in Goal/Action 1.10. Remaining decrease due to a delay in curriculum adoption. 1.2) Purchase of supplies and materials were instead purchased with one-time funds. See Goal/Action 1.53 increase. 1.3) Vacation position led to a decrease in District Library costs. 1.4) Vacant position led to a decrease in Library tech costs 1.5) The implementation of curriculum was delayed to 22/23 fiscal year. In addition, PE curriculum update was funded using Title I funds in

Goal/Action.1.1. 1.15) additional salary costs to retain qualified staff were instead paid for with one-time COVID funds and are included in goal 1.53 costs. 1.16) Employees were instead funded using one-time COVID funds. See Goal/Action 1.53 for expenses captured. 1.17) The majority of technology upgrades were purchased with one-time COVID funds. See Goal/Action 1.53 for expenditures. 1.19) The majority of technology upgrades were purchased with one-time COVID funds. See Goal/Action 1.53 for expenditures. 1.20) Delayed projects to supply line delays. In addition, an increased focus was put on bond projects, were are not included in the LCAP. 1.33) Small fluctuations in hours worked. Only a \$13K difference. 1.34) Vacant position throughout the year.1.37) Costs of infrastructure was paid for with one time COVID funds. See Goal/Action 1.53. In addition, site copier costs were passed to school sites in unrestricted funds. 1.50) Some expenditures delayed to the 22/23 fiscal year to allow for larger CTEIG upgrades. 1.53) Increase due to additional one-time COVID funds issued after the 21/22 LCAP was approved. This led to an increase in ongoing operating costs being coded to these funds, specifically ESSER III funds.

An explanation of how effective the specific actions were in making progress toward the goal.

In 2021-2022 various additional services and personnel were added with increased funding from a variety of sources, many due to COVID and learning loss funding sources. Intervention supports were increased at the elementary and middle school levels with additional lit tech, math tech and intervention teacher hours. Part time aides were added to lower elementary classrooms. Other successes were providing additional hours for Literacy, Math, and EL technicians. With the return to in person learning, 2021-22 is considered a baseline year for many of the additional supports. This included math techs at the secondary level, where tutoring helped increase student test scores in math classes. Through grant and ESSR funding two guidance techs were added at the high school level, leading to an increase in dual enrollment numbers due to the efforts of our CTE tech.

A description of any changes made to the planned goal, metrics, desired outcomes, or actions for the coming year that resulted from reflections on prior practice.

Continued work on selecting assessments and implementing consistent classroom based formative and summative assessment at each grade level and training all staff. Updated A-G goal to focus on Eureka High School rate vs district rate to measure progress towards state and county averages. There was a significant decline in the percentage of instruments in good repair due to the fact that instruments were kept at home and music classes were held online during the Covid 19 pandemic. Continued efforts and funding will be put towards ensuring that musical instruments are repaired and maintained in good working condition.

A report of the Total Estimated Actual Expenditures for last year's actions may be found in the Annual Update Table. A report of the Estimated Actual Percentages of Improved Services for last year's actions may be found in the Contributing Actions Annual Update Table.

Goals and Actions

Goal

Goal #	Description
2	<p>All students will learn in a safe, supportive, equitable, and culturally responsive environment where students, families, and community are valued, connected, and engaged.</p> <p>Focus Goal 2.1: Increase student attendance with an emphasis on improving attendance for targeted groups.</p> <p>Focus Goal 2.2: Increase promotion and graduation rates for all students.</p> <p>Focus Goal 2.3: Decrease suspension and expulsion rates for all students.</p> <p>Focus Goal 2.4: Increase the level of student physical, mental, and social/emotional health through a multi-tiered system of supports.</p> <p>Focus Goal 2.5: Increase the number and types of opportunities for families to meaningfully engage in our schools.</p> <p>Focus Goal 2.6: Increase partnerships with community agencies, businesses, and institutions</p>

An explanation of why the LEA has developed this goal.

Eureka City Schools is committed to providing safe, supportive, equitable, and culturally responsive learning environments where students, families, and the community are valued. We prioritize support for students to maximize students' ability to access the quality education provided on our school campuses.

We will maintain and increase student support services and parent engagement activities based on stakeholder input and data review. We will focus on improving student attendance and graduation rates, supporting foster and homeless youth, and involving stakeholders in district decision-making and participation. Providing alternatives to suspensions and restorative practice supports will increase student safety and engagement. Utilizing a multi-tiered system of supports, students will perceive their school as a safe environment that supports physical, mental, and social/emotional health. To increase parent engagement in our schools, we will increase the availability of translation services for onsite events and communication materials for families at all school sites. Partnerships with community agencies, businesses, and institutions are essential for our district program. By tracking partnerships across school sites, we will bridge the services and partnerships across all school sites to support students and families. These efforts will be evident in our increased graduation and attendance rates, lower suspension rates, and increased stakeholder input and participation.

Measuring and Reporting Results

Metric	Baseline	Year 1 Outcome	Year 2 Outcome	Year 3 Outcome	Desired Outcome for 2023–24
<p>2.1 a. Student attendance as tracked by monthly attendance rates spreadsheets. Through the use of PowerSchool and Attention to Attendance data systems, ECS, assist families, problem-solves barriers, and actively promotes daily school attendance.</p> <p>2.1 b. Using Dashboard Data determine chronic absenteeism rate</p>	<p>2.1 a. 2019 P2 Data: 93.91% Attendance rate</p> <p>2.1 b. 2019: 16.3% Chronic Absenteeism rate</p>	<p>2.1 a 2022 P2 Data: 88.74%</p> <p>2.1 b. 2021 Chronic Absenteeism rate 14.9%</p>			<p>2.1 a. Overall District Attendance rate 96%</p> <p>2.1 b. Overall District Chronic Absenteeism rate 13%</p>
2.1 c. % of Foster Youth who remain enrolled at one school all year long	2020-21= 92.7%	2021-2022 = 84.31%			2.1 c. Increase % of Foster Youth who remain enrolled at one school all year long to 97%
2.2 a. Graduation rates as tracked by the California Department of Education's Dashboard	<p>2.2 a.</p> <p>2018-2019 cohort- 92.9% EL-88% SES-90.4%</p>	<p>2.2 a. 2020-2021 cohort- 90.9% EL-86.7% SES-88.3% FY-73.3%</p>			<p>2.2 a. Graduation rates: Cohort- 95% EL- 94% SES- 92%</p>

Metric	Baseline	Year 1 Outcome	Year 2 Outcome	Year 3 Outcome	Desired Outcome for 2023–24
website. ECS has a variety of interventions and supports for all students, foster youth (FY), socioeconomically disadvantaged (SES), and English learners (EL) to ensure graduation for our students.	FY-not reported, based on low student numbers 2019-2020 cohort - 91.4% EL - 91.7% SES - 87.8% FY - not reported, based on low student numbers				FY- *If subgroup data is available - the desired outcome is to exceed the Humboldt County 5-year graduation rate (currently 84.8%).
2.2 b. High school 4-year adjusted cohorts dropout rates per Data Quest. ECS secondary counselors and administrators work closely with students to develop and monitor successful graduation plans.	2.2 b. 2019-2020 4-year adjusted cohorts Eureka High School 1.4% Zoe Barnum High School 26.3% Overall District Rate 6.1%	2.2 b. 2020-2021 4-year adjusted cohorts Eureka High School 2.2% Zoe Barnum High School 26.1% Overall District Rate 6%			2.2 b. Eureka High School dropout rate less than 1% Zoe Barnum High School dropout rate less than 15% Eureka City Schools District overall dropout rate of 5%
2.2 c. Middle School dropout rates per CalPads. ECS middle school counselors and	2.2 c.	2.2c			2.2 c. Achieve a Middle School dropout rate 0%

Metric	Baseline	Year 1 Outcome	Year 2 Outcome	Year 3 Outcome	Desired Outcome for 2023–24
administrators work closely with students to develop and monitor successful promotion to high school pathways.	2018-2019 District (Middle Schools grades 7-8): 0.14%	2020-2021 District (Middle Schools grades 7-8): 0.92%			
2.2 d. Annual report to the board regarding math placement for ninth grade students	2.2 d. For the 19-20 school year of the 332 incoming ninth-graders in a gen ed math class; 55% were placed in Algebra 1 or Math 9	2.2 d For the 20-21 school year of the 307 incoming ninth-graders in a gen ed math class; 57% were placed in Algebra 1 or Math 9			2.2 d. Attain a placement rate of 60% of all students in gen ed math classes of Alg 1 or Math 9
2.3 a. Suspension Rates for students based on Dashboard (2018-2019 figures) and Data Quest Data for 2019-2020 *PLEASE BE ADVISED: As a result of the statewide physical school closures that occurred in February/March 2020 due to the COVID-19 pandemic,	2.3 a. & b. Suspension Rates based on the CA Dashboard (2018-2019): All students-6.5% EL-3.1% SWD-11.3% FY-14.5% SED-7.6% Homeless-10.2% 2.3 a. & b. Suspension Rates based on Data Quest for 2019-2020:	2.3 a. & b. Suspension Rates based on the CA Dashboard (2020-2021): Due to the COVID-19 pandemic, state law has suspended the reporting of state indicators on the 2021 Dashboard. 2.3 a. & b.			2.3 a. & b. For all students and all subgroups attain a suspension rate of less than 5% and a dis-proportionality percentage between subgroups of less than 5%

Metric	Baseline	Year 1 Outcome	Year 2 Outcome	Year 3 Outcome	Desired Outcome for 2023–24
<p>the 2019–20 suspension and expulsion data are not comparable to similar data from other academic years; however, the CDE has determined that these data are valid and reliable for the period of time that schools were physically open during the 2019–20 academic year.</p> <p>2.3 b. CA Dashboard % disproportionality gap in suspension rates between all subgroups (EL, SWD, FY, SED, Homeless)</p>	<p>All Students 5.3% EL-1.9% SWD-9.9% FY-11.7% SED-5.9% Homeless-9.4%</p>	<p>Suspension Rates based on Data Quest for 2020-2021: All Students -.7% EL-.3% SWD-.9% FY-1% SED-.7% Homeless-1.5%</p> <p>2.3 b. Due to the COVID-19 pandemic, state law has suspended the reporting of state indicators on the 2021 Dashboard.</p>			
<p>2.3 c. Expulsion rate in 2018-2019 and 2019-2020 *PLEASE BE ADVISED: As a result of the statewide physical school closures that occurred in February/March</p>	<p>2.3 c. Expulsion rate for 2018-2019: All students: .05%</p> <p>2.3 c. Expulsion rate for 2019-2020: All students: .03%</p>	<p>2.3 c. Expulsion rate for 2020-2021: All students: 0%</p>			<p>2.3 c. Expulsion rate maintain below .05%</p>

Metric	Baseline	Year 1 Outcome	Year 2 Outcome	Year 3 Outcome	Desired Outcome for 2023–24
2020 due to the COVID-19 pandemic, the 2019–20 suspension and expulsion data are not comparable to similar data from other academic years; however, the CDE has determined that these data are valid and reliable for the period of time that schools were physically open during the 2019–20 academic year.					
2.4 a. Using the CHKS determine the % of students who feel connected to at least one caring adult at their school *PLEASE BE ADVISED: As a result of the statewide physical school	2.4 a. 2018-2019 Healthy Kids Survey Results Connectedness Elementary: 63% Secondary: Grade 7: 58% Grade 9: 57% Grade 11: 55% NT: 54% (NT=Non Traditional) 2.4 b.	2.4 a. 2020-2021 Healthy Kids Survey Results Connectedness Elementary: 69% Secondary: Grade 7: 59% Grade 9: 62% Grade 11: 56% NT: (NT=Non Traditional) 2.4 b.			2.4 a. Students who feel connected to at least one caring adult at their school: Increase each baseline measure 5% by the end of the 2023-24 school year. 2.4 b. LCAP 4th-12th grade students survey- 90%

Metric	Baseline	Year 1 Outcome	Year 2 Outcome	Year 3 Outcome	Desired Outcome for 2023–24
<p>closures that occurred in February/March 2020 due to the COVID-19 pandemic, the 2019–20 Healthy Kids Survey was not administered.</p> <p>2.4 b. Using the District Annual LCAP Student Survey of students in grades 4-12 determine the % of students who answer Yes to the following statement: Someone (a teacher, principal, secretary, monitor, custodian, and/or other adult) at my school cares about me.</p> <p>2.4 c. For parents - using CHKS determine % of parents who strongly agree that school has adults who really care about students</p> <p>2.4 d. For staff - using CHKS determine % of staff districtwide who strongly agree that</p>	<p>2019-2020 LCAP Student Survey Result: All Students 86.9% (373 out of 429)</p> <p>2.4 c. 2019-2020 CHKS Parents - Strongly agree = 37% (all), 55% (elementary) and 29% (middle)</p> <p>2.4 d. 2019-2020 CHKS Districtwide all staff - Strongly agree = 60%</p>	<p>2020-2021 LCAP Student Survey Result: All Students 88% (539 out of 616) *parent survey sent 2/17</p> <p>2.4 c. 2020-2021 CHKS Parents - Not Available</p> <p>2.4 d. 2020-2021 CHKS Districtwide all staff - Strongly agree = 63%</p>			<p>From CHKS: Elementary- 70% Secondary: Grade 7 - 70% Grade 9 - 70% Grade 11 - 70% NT- 70%</p> <p>2.4 C. All parents: 50% Elementary 70% Middle 45%</p> <p>2.4 d. Staff Strongly agree (Districtwide): 75%</p>

Metric	Baseline	Year 1 Outcome	Year 2 Outcome	Year 3 Outcome	Desired Outcome for 2023–24
adults at school have caring relationships with students					
<p>2.4 e. Using CHKS determine the % of students who perceive their school as a safe environment.</p> <p>*PLEASE BE ADVISED: As a result of the statewide physical school closures that occurred in February/March 2020 due to the COVID-19 pandemic, the 2019–20 Healthy Kids Survey was not administered.</p> <p>2.4 f. For parents - using CHKS determine % of parents who strongly agree that school is a safe place for my child</p> <p>2.4 g. For staff - using CHKS determine % of staff districtwide who strongly agree that</p>	<p>2.4 e. 2018-2019 Perceived Safety: Elementary: 66% Secondary: Grade 7: 62% Grade 9: 53% Grade 11: 60% NT: 65% (NT=Non Traditional)</p> <p>2.4 f. using CHKS determine % of parents who strongly agree that school is a safe place for my child All parents: 38% Elementary 58% Middle:27%</p> <p>2.4 g. using CHKS determine % of staff districtwide who strongly agree that school is a safe place for students Districtwide all staff: 53%</p>	<p>2.4e. 2020-2021 Perceived Safety: Elementary: 43% Secondary: Grade 7: 15% Grade 9: 18% Grade 11: 16% NT: N/A (NT=Non Traditional)</p> <p>2.4f. Not Available</p> <p>2.4g. Districtwide all staff: 53%</p>			<p>2.4 e. Students who perceive their school as a safe environment: Elementary- 75% Secondary: Grade 7 - 70% Grade 9 - 70% Grade 11 - 70% NT- 70%</p> <p>2.4 f. All parents: 45% Elementary 65% Middle:35%</p> <p>2.4 g. Staff strongly agree (Districtwide): 60%</p>

Metric	Baseline	Year 1 Outcome	Year 2 Outcome	Year 3 Outcome	Desired Outcome for 2023–24
school is a safe place for students					
<p>2.4 h. The California Department of Education's Physical Fitness Test (PFT) measures six areas of fitness. The baseline % are students who passed 5 of 6 components of the PFT.</p> <p>*PLEASE BE ADVISED: As a result of the statewide physical school closures that occurred in February/March 2020 due to the COVID-19 pandemic, the 2019–20 Physical Fitness Test was not administered.</p>	<p>2.4 h. 2018-2019 Based on the PFT Summary of Results of students passing 5 out of 6 or 6 out of 6 standards met:</p> <p>5th: 32.6% (goal not met)</p> <p>7th: 53.3% (goal not met)</p> <p>9th: 59.2% (goal not met)</p>	<p>2.4h. Due to the COVID-19 pandemic, the 2020–21 Physical Fitness Test was not administered.</p> <p>2021-2022 Physical Fitness Test was administered in Spring of 2022.</p>			<p>2.4 h. Students who pass at least 5 out of 6 components of the PFT will increase 10% by 2023-2024.</p>
2.5 a. Percentage of FTE assigned for interpreter services.	2.5 a. 2019-2020 Vacant Position Posting for various hours at various sites	2.5a. 2020-2021 Language Line services utilized.			2.5 a. Translation services provided for all schools as needed.

Metric	Baseline	Year 1 Outcome	Year 2 Outcome	Year 3 Outcome	Desired Outcome for 2023–24
2.5 b. Stakeholder Survey gives ECS information regarding input into our LCAP plan.	2.5 b. 163 completed parent surveys out of 3,530 student enrollment.	2.5b. 163 completed parent surveys out of 3579 student enrollment.			2.5 b. Attain at least 25% District return rate for surveys and/or other stakeholder input outreach.
2.5 c. Log/documentation of IEP invitations sent to parents/guardians	2.5 c. All parents/guardians of students with disabilities (SWD) are invited to attend IEP meetings.	2.5c. All parents/guardians of students with disabilities (SWD) are invited to attend IEP meetings.			2.5 c: Maintain: All parents/guardians of students with disabilities (SWD) invited to attend IEP meetings.
2.5 d. Parent participation in IEP meetings for students with disabilities	Outreach done through letters and follow-up phone calls, and (when needed) home visits.	Outreach done through letters and follow-up phone calls, and (when needed) home visits.			Outreach done through letters, and when needed, with follow-up phone calls.
2.5 e. Meaningful participation of parents in programs for unduplicated students, attendance at ELAC and DELAC meetings, school site council meetings, Back to School Nights, Open Houses and parent-teacher conferences.	2.5 d. <100% attendance of required members at each IEP (% vary by site)	2.5d. <100% attendance of required members at each IEP (% vary by site)			2.5 d. 100% required IEP team attendance at IEP meetings.
	2.5 e. ELACs and DELACs poorly attended with quorums frequently not obtained. Parents of unduplicated pupils regularly attend school site council meetings, but	2.5e. ELACs and DELACs poorly attended with quorums frequently not obtained. Parents of unduplicated pupils regularly attend school site council meetings, but			2.5 e. Quorum consistently present for all site-based and District-level committees. >50% participation of parents in schoolwide events that support unduplicated pupils. Attendance at parent-teacher conferences

Metric	Baseline	Year 1 Outcome	Year 2 Outcome	Year 3 Outcome	Desired Outcome for 2023–24
	attendance numbers are low. <50% of students' parents attend Back to School events and Open House. Parent-teacher conference attendance is 75%-80% as measured by sign-in sheets	attendance numbers are low. Due to COVID mandates at the time, Back to School Night did not occur and Open House was postponed until May 2022. Parent-teacher conference attendance is 85% as measured by sign-in sheets			shall reach >90% by 2023-2024.
2.6 a. Analyze the number of partnering agencies with ECS schools and the District.	2.6 a. Site Administrators report partnerships with the following agencies: HSU, HCOE, Supporting Inclusive Practices Grant Program, CAPTAIN , HDN SELPA, RCRC, Head Start, First Five Humboldt, Early Literacy Partners, Redwood Coast Action Agency, Humboldt Sponsors, Boys and Girls Club, County Mental Health DHHS, Cal Soap, City of Eureka Recreation Department, Coast Guard	HSU, HCOE, Supporting Inclusive Practices Grant Program, CAPTAIN , HDN SELPA, RCRC, Head Start, First Five Humboldt, Early Literacy Partners, Redwood Coast Action Agency, Humboldt Sponsors, Boys and Girls Club, County Mental Health DHHS, Cal Soap, City of Eureka Recreation Department, Coast Guard, Changing Tides Family Services, YSB-RCAA, Yurok Tribe, Eureka Police Department,			2.6 a. Increase partnerships across all school sites

Metric	Baseline	Year 1 Outcome	Year 2 Outcome	Year 3 Outcome	Desired Outcome for 2023–24
		College of the Redwoods, Two Feathers, Humboldt Area Foundation, Blue Lake Rancheria, Soroptomist Club, Maples Plumbing, CTE committee, North California Indian Development Council/NCIDC, City of Eureka, Safe Routes to Schools, NAACP Eureka Chapter, Humboldt Area Foundation, Friends of the Dunes.			

Actions

Action #	Title	Description	Total Funds	Contributing
2.1	2.1 a. Transportation	Maintain transportation for students living outside of a mile to attend school	\$1,343,460.00	Yes
2.2	2.1 b. Attendance Tracking	Continue to monitor PowerSchool for attendance and A2A for non-attendance tracking and reporting	\$29,600.00	No
2.3	2.1 c. Chronic Absenteeism	Address the high chronic absenteeism in the district utilizing the 3-yr (ending in June 30, 2022) Learning Communities for School Success Program (LCSSP) grant.	\$217,431.00	No

Action #	Title	Description	Total Funds	Contributing
2.4	2.2 a. High School Readiness (Cost captured in Goal 1 action 42)	Provide Freshman seminar or AVID 9 to all 9th graders		No
2.5	2.2 d. High School Readiness (Cost captured in goal 1 action 14, 16 and 34.)	Provide appropriate math intervention to ensure students entering ninth grade math are successful in algebra		No
2.6	2.3 a. School Climate (Cost captured in goal 1 action 1 and 16.)	Implement strategies specified in school safety plans and SPSAs		No
2.7	2.3 b. Alternatives to Suspension (Cost captured in goal 1 action 16.)	2.3 Assign staff to provide alternatives to suspension		No
2.8	2.3 c. PBIS (Cost captured in goal 1 and goal 16.)	Maintain positive school climate and engagement through Positive Behavior Interventions & Supports and Restorative Practice implementation		No
2.9	2.3 d. Universal Screening	Conduct "Universal Screening" in order to determine appropriate services for students	\$2,500.00	No
2.10	2.4 a. Health and Physical Education (Cost captured in goal 1 action 12 and 16.)	Provide training for staff to impliment health and physical education programs		No
2.11	2.4 b. Extracurricular Activities (Cost captured in goal 1 action 16).	Ensure that students have a wide variety of opportunities to participate in extra curricular activities.		No

Action #	Title	Description	Total Funds	Contributing
2.12	2.4 c. School based Health Professionals	School Based Health Professionals provide services to our unduplicated population.	\$771,276.00	Yes
2.13	2.4 d. Restorative Practices	Students shall receive appropriate support to engage in restorative practices.	\$172,000.00	Yes
2.14	2.4 e. Tier III Support	Provide adequate staffing to meet the needs of students requiring intensive interventions for socio-emotional well being and mental health.	\$135,296.00	Yes
2.15	2.4 f. Prevention/Deescalation Techniques and Training	Provide CPI Training/De-escalation techniques and training for staff		No
2.16	2.4 g. CARE Specialist (Costs captured in Goal 1 action 10 and 53).	Provide CARE specialists for TK-12 as needed for socio-emotional/behavioral support.		No
2.17	2.4 h. Supervision of Students (Costs captured in Goal 1 action 16).	Ensure adequate levels of supervision of students to maintain a safe and supportive school environment.		No
2.18	2.4 i. Student Mental Health	Implement mental health services for students and families.		No
2.19	2.4 e Provide mental health support	Implement mental health services for students and families through Humboldt Bridges Mental Health grant.	\$297,860.00	No

Action #	Title	Description	Total Funds	Contributing
2.20	2.4 k. Counselors (Cost captured in goal 1 action 29)	Provide counseling services to students in grades 6-12.		No
2.21	2.5 a. Family Outreach (Costs captured in goal 1 action 1, 14, 16 and 36)	Outreach communications to families of English Learners, families of Foster and Homeless Youth, and families of socio-economically disadvantaged students which highlight opportunities to participate in school events and decision making forums		No
2.22	2.5 b. Community Outreach (Cost captured in goal 1 action 16)	Create opportunities for community involvement. Promote the district for prospective students.		No
2.23	2.5 c. Stakeholder Input (Costs captured throughout goal 1)	Provide opportunities for input to all families, including unduplicated students and students with disabilities, through School Site Council meetings, IEP meetings (SWD) open stakeholder meetings, board meetings, and online and paper surveys.		No
2.24	2.5 d. Community Communication (Cost Captured in goal 1 action 16)	Provide communication to families and community through the use of newsletters, social media postings and other electronic communication tools. Translations will be provided as required for English Learner families.		Yes
2.25	2.6 a. Community Outreach (Cost captured in goal 1 action 16)	Outreach to community organizations, businesses and other agencies to support enrichment and project based learning.		No
2.26	2.6 b. Community Partners (Cost	Partner with community resources/agencies to promote student well-being.		No

Action #	Title	Description	Total Funds	Contributing
	captured in goal 1 action 16)			
2.27	2.1-2.6 A. Additional Actions and Services at school sites (Costs captured in goal 1 action 1)	Each site's School Plan for Student Achievement (SPSA) denotes actions and services that further support LCAP Goal 2		
2.28	2.1-2.6 B. Additional Actions and Services (Costs captured in goal 1 action 53)	Further actions and services that support LCAP Goal 2 are captured in the ELO Plan or specified in allocations for ESSER II and IPI.		

Goal Analysis [2021-22]

An analysis of how this goal was carried out in the previous year.

A description of any substantive differences in planned actions and actual implementation of these actions.

Planned actions and actual implementation of actions went as planned except for challenges to provide opportunity for collaboration and professional development due to lack of substitutes did impact the district's ability to provide professional development in all areas. There were also challenges partnering with community organizations due to COVID protocols. Due to safety concerns regarding COVID, opportunities to include families and community members in in person events was limited. Schools pivoted to online events and smaller group settings.

An explanation of material differences between Budgeted Expenditures and Estimated Actual Expenditures and/or Planned Percentages of Improved Services and Estimated Actual Percentages of Improved Services.

2.1) Increase in transportation due to an increase in fuel costs during the year. 2.3) Due to the COVID-19 pandemic, the staff had to redirect their focus to other district needs, reducing expenses for this funding source. Expect an increase in expenditures next year with carryover funds. 2.14) Intervention staff were instead paid out of other funding sources including one-time COVID funds. A portion of the expenses included in Goal/Action 1.53. 2.19) Carryover of funding allowed for an additional part-time position to be funded. In addition, increase due to negotiated contract.

An explanation of how effective the specific actions were in making progress toward the goal.

Specific actions have been taken in this goal area. Additional student mental health and behavior supports are in place for the 2021-2022 school year. A crisis counselor and additional Behavior Support Aides and Board Certified Behavioral Analyst have been hired. Schools also have access to school social workers. ECS staff feel these efforts have proved beneficial for students, staff, and educational partners - ultimately leading to improved student achievement.

COVID safety protocols have impacted our attendance rate district wide. The district has hired COVID Testing Specialists to support the students, families and schools during the pandemic.

A description of any changes made to the planned goal, metrics, desired outcomes, or actions for the coming year that resulted from reflections on prior practice.

There are no changes to the goals, metrics, outcomes or actions.

A report of the Total Estimated Actual Expenditures for last year's actions may be found in the Annual Update Table. A report of the Estimated Actual Percentages of Improved Services for last year's actions may be found in the Contributing Actions Annual Update Table.

Goals and Actions

Goal

Goal #	Description
3	Eureka City Schools student subgroup - homeless/McKinney-Vento students - will experience growth in each California Dashboard identified performance area - specifically Chronic Absenteeism and College and Career Readiness equal to that of other ECS groups of students.

An explanation of why the LEA has developed this goal.

Eureka City Schools must include a goal to address homeless/McKinney-Vento students as they have been identified as a consistently low-performing student group for three or more consecutive years. ECS staff will engage in "rounding" an evidence-based leadership practice that creates a feedback loop between leaders, staff, and community partners to address the disparity in performance. Harvard's Four Drive Model (Harvard Business Review, July 2008) suggests four basic drives guide people: to acquire (including social status), bond, comprehend, and defend (i.e., protect against threats, and promote justice.) This is true of employees, physicians, caregivers, and patients. Harvard's studies show that an organization's ability to meet these four fundamental drives explains, on average, 60 percent of employee motivation. The authors find that an organization can best improve motivation by satisfying all four drives in concert. Rounding for Outcomes responds to each of these drivers. During the 22-23 school year, Principals and teachers will be asked to round with homeless students and parents, and District leaders will be asked to round with principals, other school leaders, and community partners to form a plan to best support our homeless/McKinney-Vento youth and their families. Intentional rounding specifically centered on homeless youth will be a new action for ECS.

Measuring and Reporting Results

Metric	Baseline	Year 1 Outcome	Year 2 Outcome	Year 3 Outcome	Desired Outcome for 2023–24
CA Dashboard College and Career Preparedness (Homeless)	2019 CA Dashboard 8.3%	2021: College/Careers Measures Only Report: Number and Percentage of Students in the Combined Graduation Rate and/or Dashboard Alternative School Status (DASS) Graduation Rate:			50% of homeless students will be identified as College and Career prepared

Metric	Baseline	Year 1 Outcome	Year 2 Outcome	Year 3 Outcome	Desired Outcome for 2023–24
		HOMELESS STUDENTS = 41 students, 12.3%			
CA Dashboard Chronic Absenteeism (Homeless)	2019 CA Dashboard 31.2%	Data Quest: 2020-21 Chronic Absenteeism Rate, HOMELESS STUDENTS = 85 students, 43.6%			13% of homeless students will be identified as Chronically Absent

Actions

Action #	Title	Description	Total Funds	Contributing
3.1	Homeless Liaison	ECS Homeless Liaison will provide enhanced monitoring and coordination services. Please refer to Goals and Actions 2.1-5.		No

Goal Analysis [2021-22]

An analysis of how this goal was carried out in the previous year.

A description of any substantive differences in planned actions and actual implementation of these actions.

N/A as this is a new goal created during the 2022 LCAP update process.

An explanation of material differences between Budgeted Expenditures and Estimated Actual Expenditures and/or Planned Percentages of Improved Services and Estimated Actual Percentages of Improved Services.

N/A as this is a new goal created during the 2022 LCAP update process.

An explanation of how effective the specific actions were in making progress toward the goal.

N/A as this is a new goal created during the 2022 LCAP update process.

A description of any changes made to the planned goal, metrics, desired outcomes, or actions for the coming year that resulted from reflections on prior practice.

N/A as this is a new goal created during the 2022 LCAP update process.

A report of the Total Estimated Actual Expenditures for last year’s actions may be found in the Annual Update Table. A report of the Estimated Actual Percentages of Improved Services for last year’s actions may be found in the Contributing Actions Annual Update Table.

Increased or Improved Services for Foster Youth, English Learners, and Low-Income Students [2022-23]

Projected LCFF Supplemental and/or Concentration Grants	Projected Additional LCFF Concentration Grant (15 percent)
8380234	821897

Required Percentage to Increase or Improve Services for the LCAP Year

Projected Percentage to Increase or Improve Services for the Coming School Year	LCFF Carryover — Percentage	LCFF Carryover — Dollar	Total Percentage to Increase or Improve Services for the Coming School Year
24.76%	3.75%	\$1,200,601.00	28.51%

The Budgeted Expenditures for Actions identified as Contributing may be found in the Contributing Actions Table.

Required Descriptions

For each action being provided to an entire school, or across the entire school district or county office of education (COE), an explanation of (1) how the needs of foster youth, English learners, and low-income students were considered first, and (2) how these actions are effective in meeting the goals for these students.

We considered two primary questions to consider when determining what actions and services to include in the 2022-23 LCAP:

1. What current actions and services have proven to be effective in meeting the needs of our unduplicated students effective (based on action/service implementation data and student outcome data as noted in the 2021-22 LCAP/LCP annual updates)?
2. What additional evidence-based actions and services should be engaged to further support all our students but especially our unduplicated students as a result of expected and actual learning loss resulting from recovering from the impacts of COVID-19?

The following actions and services included in the 2022-23 LCAP have either proven to be effective (as evidenced by improved student outcomes noted in the annual updates) or are anticipated to be effective based on empirical evidence, research, and stakeholder feedback:

Considering that nearly 70% of our students meet the criteria for being unduplicated (SED, FY, and EL), all actions and services in the LCAP are primarily directed towards these students.

Needs, conditions, and circumstances for English Learners (ELs):

1. 16.5% of Eureka City Schools students are ELs
2. According to the CA Dashboard (Fall 2021), 11.31% of current English-only students performed Standard Met or Standard Exceeded in ELA for CAASPP compared to English-only students who Met or Exceeded Standard at 53.6%.
3. According to the CA Dashboard (Fall 2021), 8.41% of current English-only students performed Standard Met or Standard Exceeded in MATH for CAASPP compared to English-only students who Met or Exceeded Standard at 38.1%.

2021-22 Measurable desired outcomes for ELs based on these needs, conditions, and circumstances:

1. ELs attain "yellow" for the ELA indicator on the CA Dashboard
2. ELs attain "yellow" for the Math indicator on the CA Dashboard
3. >50% of ELs will make progress towards English proficiency
4. EL seniors who are considered "prepared" shall increase to 20%
5. Suspension rate for ELs shall remain below 5%

Needs, conditions, and circumstances for Foster Youth (FY) and low-income students (SED):

1. 69.4% of Eureka City Schools students are SED, and 2% are FY
2. According to the CA Dashboard (Fall 2021), Current SED students Met or Exceeded Standard 15.48% of the time in ELA and 10.79% of the time in MATH.

2021-22 Measurable desired outcomes for SED and FY students based on these needs, conditions, and circumstances:

1. SED students attain "green" for the ELA indicator on the CA Dashboard, and FY attains "orange."
2. SEDs attain "green" for the Math indicator on the CA Dashboard, and FY attains "yellow."
3. >50% of ELs will make progress towards English proficiency
4. SED seniors who are considered "prepared" shall increase to 35%
5. Suspension rate for SED and FY should be <5%
6. Chronic absenteeism for both SED and FY students shall be <12%

With these needs, conditions, and circumstances in mind, and to attain the desired measurable outcomes, the following focus goals were established to support improvements in the achievement and performance of our unduplicated pupils in the area of academic achievement and college and career readiness:

Goal 1. All students will demonstrate high academic achievement and college and career readiness in clean and modernized schools.

Focus Goal 1.1: Ensure all students access CCSS-aligned instructional materials and student supplies.

Focus Goal 1.2: Increase the delivery of high-quality instruction through ongoing professional development.

Focus Goal 1.3: Provide competitive salaries and benefits to recruit and maintain a high-quality staff.

Focus Goal 1.4: Ensure all students access clean, safe, and well-maintained facilities, including appropriate technology.

Focus Goal 1.5: Increase the number of students who graduate college and career ready.

Focus Goal 1.6: Ensure all students have access to a multi-tiered system of support focusing on language arts, math, and ELD instruction leading to improved EL Reclassification Rates.

Focus Goal 1.7: Increase student participation in a broad course of study, including enrichment opportunities and advanced coursework, with an emphasis on underrepresented students.

To attain these focus goals, ECS will implement these actions and services primarily directed toward unduplicated pupils:

Each site's School Plan for Student Achievement (SPSA) denotes actions and services that further support LCAP Goal 1.

School supplies Ensure targeted subgroups, including ECS unduplicated students, have access to school supplies.

Provide a District librarian whose work is principally directed to supporting unduplicated students.

Provide library tech hours for all sites based on enrollment - with an emphasis on schools receiving concentration grant funding.

Provide collaboration time for teachers to discuss the academic and social-emotional needs of ECS unduplicated students.

Provide CARE Specialists, TK-12 as needed for academic support - with an emphasis on supporting ECS unduplicated students.

All students will receive one additional hour of instruction per week.

Fidelity to district initiatives emphasizing instructional strategies proven to support unduplicated student success.

Provide an additional day of teacher professional development (over 2018-2019) to align and implement with fidelity district initiatives with improved student outcomes aimed at supporting ECS unduplicated student success.

Provide an additional day of teacher professional development (over 2018-2019) to align and implement with fidelity district initiatives with improved student outcomes such as AVID, Construction Meaning, PBIS, and restorative practices.

Teachers may provide additional intervention services for struggling students, especially targeting homeless and foster youth.

The hiring and retaining of highly qualified staff is particularly important to ensure that the needs of our unduplicated students. To do so, while simultaneously increasing teachers' instructional preparation, provide an additional Professional Development day within the school calendar (above 2018-2019 number) for all certificated staff.

Maintain the technology committee to oversee the plan for technology purchases, professional use by staff, and appropriate student use to promote learning, emphasizing access to and incorporation of technology at school by socio-economically disadvantaged, English learners, and foster youth.

Maintain 1:1 district student/computer ratio. This action is primarily directed towards meeting the needs of our unduplicated students.

Maintain average below contracted class size numbers for grades.

Combination classes are permissible at the elementary schools to account for grade-level enrollment fluctuations and ensure that we stay within GSA limits.

Provide summer school instruction - taught by certificated staff - for all students K-12 students, emphasizing credit recovery 9-12 and significant subgroups who need intervention at all grades.

Select assessments and implement consistent classroom-based formative and summative assessments at each grade level and train all staff to emphasize unduplicated student subgroups.

Provide release time and/or paid outside of contract time for staff collaboration to provide intervention and supervision, emphasizing unduplicated students.

Provide a data tracking system for credentialed staff to monitor student performance and include training for its use to monitor the progress of unduplicated students better.

Maintain post-secondary education planning through high school and middle school counseling services, especially at the middle school level, before 9th-grade balloting in January. There will be counseling technician support specifically targeted toward successful progress for our Homeless Youth at the high school level.

Provide Yurok and World Language courses of interest for unduplicated students.

Provide access to college prep courses, AP courses, and college courses (Concurrent and Dual enrollment). Investigate increase in sections including zero periods with an emphasis on unduplicated students.

Utilizing the Wild Rivers Indian Education grant funding to support students in grades 6-12 to ensure that they are on track for graduation and future college and career readiness.

Provide intervention teachers to support low-performing students. This action is primarily directed toward unduplicated students.

Provide Literacy, Math, and EL technicians.

Provide staffing to support homeless youth, English learners, and/or socio-economic disadvantaged students. Maintain sections of EL support at the secondary level.

Provide professional development to all credentialed staff and classified techs in strategies that target EL and SED growth.

Provide professional development in working with Foster Youth and trauma-informed practices to all credentialed staff and classified staff.

PD for working with homeless students Provide professional development in working with homeless students to all credentialed staff and classified staff.

Maintain student access to advanced study through support for AVID at Zane and Grant and advance AVID strategies.

Schoolwide at Winship and EHS. Send an additional elementary team to AVID Summer Institute- Alice Birney or Washington*with a focus on recruiting students from the unduplicated count.

Maintain and/or Increase quantity and quality of Career Technical Education offerings and enrollment at the secondary level to include students who do not traditionally enter these fields, emphasizing students in the unduplicated count. This will be partially accomplished through CTEIG, Perkins, and School Workforce Program (SWP) funds.

Goal 2: All students will learn in a safe, supportive, equitable, and culturally responsive environment where students, families, and community are valued, connected, and engaged.

Focus Goal 2.1: Increase student attendance, emphasizing improving attendance for targeted groups.

Focus Goal 2.2: Increase promotion and graduation rates for all students.

Focus Goal 2.3: Decrease suspension and expulsion rates for all students.

Focus Goal 2.4: Increase the level of student physical, mental, and social/emotional health through a multi-tiered system of supports.

Focus Goal 2.5: Increase the number and types of opportunities for families to meaningfully engage in our schools.

Focus Goal 2.6: Increase partnerships with community agencies, businesses, and institutions

Actions and Services primarily directed towards unduplicated pupils:

Maintain transportation for students living outside of a mile to attend school.

Address the high chronic absenteeism in the district by utilizing the 3-yr (ending on June 30, 2022) Learning Communities for School Success Program (LCSSP) grant.

School-Based Health Professionals provide services to our unduplicated population.

Students shall receive appropriate support to engage in restorative practices.

Provide adequate staffing to meet the needs of unduplicated students requiring intensive interventions for socio-emotional well-being and mental health.

CARE Specialist Provide CARE specialists for TK-12 for socio-emotional/behavioral support.

Implement mental health services targeting efforts of ECS unduplicated students and families.

Provide mental health support. Implement mental health services for students and families through Humboldt Bridges Mental Health grant.

Provide counseling services to students in grades 6-12.

Outreach communications to families of English Learners, families of Foster and Homeless Youth, and families of socio-economically disadvantaged students, which highlight opportunities to participate in school events and decision-making forums.

Provide communication to families and the community through newsletters, social media postings, and other electronic communication tools. Translations will be provided as required for English Learner families.

Each site's School Plan for Student Achievement (SPSA) denotes actions and services that further support LCAP Goal 2.

As indicated in both local assessment results and 2022 CAASPP results, Eureka City Schools saw an increase in student achievement - both ELA and Math - for our Foster Youth, Low-Income, and English learning students.

A description of how services for foster youth, English learners, and low-income students are being increased or improved by the percentage required.

Eureka City Schools is required to increase or improve services for EL, Foster Youth, and Low-Income students by 24.76%, which is equal to \$8,380,234, as shown above. This increased percentage is met by actions and services included in the Local Control Accountability Plan. The following actions described below are increased or improved and meet and/or exceed the totality of the required percentage increase as compared to services for all students. Based on student outcome data as reported on the CA Dashboard, Data Quest, and in the 2020-21 LCAP, it is evident that many of our unduplicated students are experiencing an "opportunity gap" that is resulting in an "achievement gap."

Actions described in the prior narrative illustrate the LEA- or School-wide actions that are being done for unduplicated students over and above the base program provided for all students.

A description of the plan for how the additional concentration grant add-on funding identified above will be used to increase the number of staff providing direct services to students at schools that have a high concentration (above 55 percent) of foster youth, English learners, and low-income students, as applicable.

Based on an equitable staffing formula, additional staffing will be deployed to schools in the high concentration category. All schools in ECS are considered high concentration.

Staff-to-student ratios by type of school and concentration of unduplicated students	Schools with a student concentration of 55 percent or less	Schools with a student concentration of greater than 55 percent
Staff-to-student ratio of classified staff providing direct services to students	N/A	1:18
Staff-to-student ratio of certificated staff providing direct services to students	N/A	1:16

2022-23 Total Expenditures Table

Totals	LCFF Funds	Other State Funds	Local Funds	Federal Funds	Total Funds	Total Personnel	Total Non-personnel
Totals	\$35,880,594.00	\$3,426,593.00	\$2,742,074.00	\$11,000,166.00	\$53,049,427.00	\$43,746,049.00	\$9,303,378.00

Goal	Action #	Action Title	Student Group(s)	LCFF Funds	Other State Funds	Local Funds	Federal Funds	Total Funds
1	1.1	1.1-1.7 A. Additional Actions and Services at school sites	English Learners Low Income				\$1,227,913.00	\$1,227,913.00
1	1.2	1.1 a. School supplies	English Learners Foster Youth Low Income	\$769,141.00				\$769,141.00
1	1.3	1.1 b. Provide a district librarian	English Learners Foster Youth Low Income	\$73,092.00				\$73,092.00
1	1.4	1.1 c. Library techs	English Learners Foster Youth Low Income	\$178,941.00				\$178,941.00
1	1.5	1.1 d. Appropriate Curriculum for all students	All		\$131,124.00			\$131,124.00
1	1.6	1.1 f. Independent reading materials-reading and math assessment tools	English Learners Foster Youth Low Income	\$253,575.00				\$253,575.00
1	1.7	1.2 a. Provide collaboration time for teachers	English Learners Foster Youth Low Income	\$300,908.00				\$300,908.00
1	1.8	1.2 b. NGSS implementation (Costs captured in goal 1 action 16)	All					
1	1.9	1.2 c. NGSS teacher training (Costs	All					

Goal	Action #	Action Title	Student Group(s)	LCFF Funds	Other State Funds	Local Funds	Federal Funds	Total Funds
		captured in goal 1 action 16)						
1	1.10	1.2 d. CARE Specialists	English Learners Foster Youth Low Income	\$426,940.00				\$426,940.00
1	1.11	1.2 f. Additional PD day for all teachers	English Learners Foster Youth Low Income	\$346,796.00				\$346,796.00
1	1.12	1.2 g. Fidelity to district initiatives	English Learners Foster Youth Low Income	\$85,446.00				\$85,446.00
1	1.13	1.2 h. Professional Development and collaboration	English Learners Foster Youth Low Income	\$33,994.00				\$33,994.00
1	1.14	1.2 i. Intervention services	English Learners Foster Youth Low Income	\$101,983.00				\$101,983.00
1	1.15	1.3 a. The hiring and retaining of highly qualified staff	English Learners Foster Youth Low Income	\$1,677,148.00				\$1,677,148.00
1	1.16	1.3 b. Provide staffing to implement LCAP goals	All	\$17,589,142.00	\$2,520,139.00	\$107,408.00	\$1,173,989.00	\$21,390,678.00
1	1.17	1.4 a. Technology	All	\$157,022.00				\$157,022.00
1	1.18	1.4 b. Maintain the technology plan (Costs captured in goal 1 action 16)	All					
1	1.19	1.4 c. Computer and technology purchases	English Learners Foster Youth Low Income	\$692,518.00				\$692,518.00
1	1.20	1.4 d. Maintain facilities and grounds	All	\$2,004,073.00				\$2,004,073.00

Goal	Action #	Action Title	Student Group(s)	LCFF Funds	Other State Funds	Local Funds	Federal Funds	Total Funds
1	1.21	1.5 a. Class size	English Learners Foster Youth Low Income	\$1,014,844.00				\$1,014,844.00
1	1.22	1.5 b. Combination classes	English Learners Foster Youth Low Income	\$84,986.00				\$84,986.00
1	1.23	1.5 c. Summer school	English Learners Foster Youth Low Income					
1	1.24	1.5 d. Classroom based assessments (Costs captured in goal 1 action 16)	All					
1	1.25	1.5 e. Staff collaboration and release time (Costs captured in goal 1 action 16)	All					
1	1.26	1.5 g. ELA and math PD (Costs captured in goal 1 action 16)	All					
1	1.27	1.5 h. Student literacy and math skills across the curriculum (Costs captured in goal 1 action 16)	All					
1	1.28	1.5 i. Data tracking system	English Learners Foster Youth Low Income	\$170,698.00				\$170,698.00
1	1.29	1.5 j. Middle and High School Counselors	English Learners Foster Youth Low Income	\$172,752.00				\$172,752.00
1	1.30	1.5 k. Language Courses	English Learners Foster Youth Low Income	\$33,994.00				\$33,994.00

Goal	Action #	Action Title	Student Group(s)	LCFF Funds	Other State Funds	Local Funds	Federal Funds	Total Funds
1	1.31	1.5 l. Broad course offering for College preparedness	English Learners Foster Youth Low Income	\$84,986.00				\$84,986.00
1	1.32	1.5 m. College and Career skills (Costs captured in goal 1 action 16)	All					
1	1.33	1.5 n. Wild Rivers Indian Education Grant	All			\$139,906.00		\$139,906.00
1	1.34	1.6 a. Intervention Teachers	English Learners Foster Youth Low Income	\$352,431.00				\$352,431.00
1	1.35	1.6 b. Provide Literacy, Math, and EL technicians	English Learners Foster Youth Low Income	\$239,119.00				\$239,119.00
1	1.36	1.6 c. Support for significant sub groups (Costs captured and split across goal 1 action 6, 14, 15,16, 29, 34 and 35)	English Learners Foster Youth Low Income					
1	1.37	1.6 e. PD for EL and SED students (Costs captured and split across Goal 1 actions 11, 12, and 13.)	All	\$20,993.00				\$20,993.00
1	1.38	1.6 e. PD for EL and SED students (Costs captured and split across Goal 1 actions 11, 12, and 13)	English Learners Foster Youth Low Income					
1	1.39	1.6 f. PD for foster youth and trauma informed practices (Costs captured and split across Goal 1 actions 11, 12, and 13)	Foster Youth					

Goal	Action #	Action Title	Student Group(s)	LCFF Funds	Other State Funds	Local Funds	Federal Funds	Total Funds
1	1.40	1.6 g. PD for working with homeless students (Costs captured and split across Goal 1 actions 11, 12, and 13)	English Learners Foster Youth Low Income					
1	1.41	1.6 i. Special education services	Students with Disabilities	\$6,142,776.00		\$2,127,682.00	\$694,076.00	\$8,964,534.00
1	1.42	1.7 a. AVID district wide	English Learners Foster Youth Low Income	\$118,981.00				\$118,981.00
1	1.43	1.7 b. Elementary music	All	\$195,338.00				\$195,338.00
1	1.44	1.7 c. Instrument repair	All	\$15,000.00				\$15,000.00
1	1.45	1.7 d. Art supplies	All	\$25,000.00				\$25,000.00
1	1.46	1.7 e. Replace art materials and equipment	All	\$15,000.00				\$15,000.00
1	1.47	1.7 g. GATE identification (Cost captured in goal 1 action 16)	GATE					
1	1.48	1.7.h. Create Grant and other VAPA	All					
1	1.49	1.7.h. Project based learning/competitions (Costs captured in goal 1 action 5, 11 and 48)	All					
1	1.50	1.7 i. Career Technical Education	English Learners Foster Youth Low Income	\$118,063.00	\$292,492.00		\$65,252.00	\$475,807.00
1	1.51	1.7 k. Middle School CTE (Cost captured in goal 1 action 16)	English Learners Foster Youth Low Income					

Goal	Action #	Action Title	Student Group(s)	LCFF Funds	Other State Funds	Local Funds	Federal Funds	Total Funds
1	1.52	1.7 I. World Language offerings (Cost captured in goal 1 action 16, 26, 27, 30)	All					
1	1.53	1.1-1.7 B. Additional Actions and Services	All		\$265,407.00		\$7,838,936.00	\$8,104,343.00
2	2.1	2.1 a. Transportation	English Learners Foster Youth Low Income	\$1,274,242.00		\$69,218.00		\$1,343,460.00
2	2.2	2.1 b. Attendance Tracking	All	\$29,600.00				\$29,600.00
2	2.3	2.1 c. Chronic Absenteeism	All English Learners		\$217,431.00			\$217,431.00
2	2.4	2.2 a. High School Readiness (Cost captured in Goal 1 action 42)	All					
2	2.5	2.2 d. High School Readiness (Cost captured in goal 1 action 14, 16 and 34.)	All					
2	2.6	2.3 a. School Climate (Cost captured in goal 1 action 1 and 16.)	All					
2	2.7	2.3 b. Alternatives to Suspension (Cost captured in goal 1 action 16.)	All					
2	2.8	2.3 c. PBIS (Cost captured in goal 1 and goal 16.)	All					
2	2.9	2.3 d. Universal Screening	All	\$2,500.00				\$2,500.00
2	2.10	2.4 a. Health and Physical Education (Cost captured in goal 1 action 12 and 16.)	All					
2	2.11	2.4 b. Extracurricular Activities (Cost captured in goal 1 action 16).	All					

Goal	Action #	Action Title	Student Group(s)	LCFF Funds	Other State Funds	Local Funds	Federal Funds	Total Funds
2	2.12	2.4 c. School based Health Professionals	English Learners Foster Youth Low Income	\$771,276.00				\$771,276.00
2	2.13	2.4 d. Restorative Practices	English Learners Foster Youth Low Income	\$172,000.00				\$172,000.00
2	2.14	2.4 e. Tier III Support	English Learners Foster Youth Low Income	\$135,296.00				\$135,296.00
2	2.15	2.4 f. Prevention/Deescalation Techniques and Training	All					
2	2.16	2.4 g. CARE Specialist (Costs captured in Goal 1 action 10 and 53).	All					
2	2.17	2.4 h. Supervision of Students (Costs captured in Goal 1 action 16).	All					
2	2.18	2.4 i. Student Mental Health	All					
2	2.19	2.4 e Provide mental health support	All			\$297,860.00		\$297,860.00
2	2.20	2.4 k. Counselors (Cost captured in goal 1 action 29)	All					
2	2.21	2.5 a. Family Outreach (Costs captured in goal 1 action 1, 14, 16 and 36)	All					
2	2.22	2.5 b. Community Outreach (Cost captured in goal 1 action 16)	All					
2	2.23	2.5 c. Stakeholder Input (Costs captured throughout goal 1)	All					

Goal	Action #	Action Title	Student Group(s)	LCFF Funds	Other State Funds	Local Funds	Federal Funds	Total Funds
2	2.24	2.5 d. Community Communication (Cost Captured in goal 1 action 16)	English Learners					
2	2.25	2.6 a. Community Outreach (Cost captured in goal 1 action 16)	All					
2	2.26	2.6 b. Community Partners (Cost captured in goal 1 action 16)	All					
2	2.27	2.1-2.6 A. Additional Actions and Services at school sites (Costs captured in goal 1 action 1)						
2	2.28	2.1-2.6 B. Additional Actions and Services (Costs captured in goal 1 action 53)						
3	3.1	Homeless Liaison	Homeless Students					

2022-23 Contributing Actions Table

1. Projected LCFF Base Grant	2. Projected LCFF Supplemental and/or Concentration Grants	3. Projected Percentage to Increase or Improve Services for the Coming School Year (2 divided by 1)	LCFF Carryover — Percentage (Percentage from Prior Year)	Total Percentage to Increase or Improve Services for the Coming School Year (3 + Carryover %)	4. Total Planned Contributing Expenditures (LCFF Funds)	5. Total Planned Percentage of Improved Services (%)	Planned Percentage to Increase or Improve Services for the Coming School Year (4 divided by 1, plus 5)	Totals by Type	Total LCFF Funds
33843808	8380234	24.76%	3.75%	28.51%	\$9,684,150.00	0.00%	28.61 %	Total:	\$9,684,150.00
								LEA-wide Total:	\$9,565,170.00
								Limited Total:	\$0.00
								Schoolwide Total:	\$118,980.00

Goal	Action #	Action Title	Contributing to Increased or Improved Services?	Scope	Unduplicated Student Group(s)	Location	Planned Expenditures for Contributing Actions (LCFF Funds)	Planned Percentage of Improved Services (%)
1	1.1	1.1-1.7 A. Additional Actions and Services at school sites	Yes	LEA-wide	English Learners Low Income	All Schools		
1	1.2	1.1 a. School supplies	Yes	LEA-wide	English Learners Foster Youth Low Income	All Schools	\$769,141.00	
1	1.3	1.1 b. Provide a district librarian	Yes	LEA-wide	English Learners Foster Youth Low Income	All Schools	\$73,092.00	
1	1.4	1.1 c. Library techs	Yes	LEA-wide	English Learners Foster Youth Low Income	All Schools	\$178,941.00	
1	1.6	1.1 f. Independent reading materials-reading and math assessment tools	Yes	LEA-wide	English Learners Foster Youth Low Income		\$253,575.00	
1	1.7	1.2 a. Provide collaboration time for teachers	Yes	LEA-wide	English Learners Foster Youth Low Income	All Schools	\$300,908.00	

Goal	Action #	Action Title	Contributing to Increased or Improved Services?	Scope	Unduplicated Student Group(s)	Location	Planned Expenditures for Contributing Actions (LCFF Funds)	Planned Percentage of Improved Services (%)
1	1.10	1.2 d. CARE Specialists	Yes	LEA-wide	English Learners Foster Youth Low Income	All Schools	\$426,940.00	
1	1.11	1.2 f. Additional PD day for all teachers	Yes	LEA-wide	English Learners Foster Youth Low Income	All Schools	\$346,796.00	
1	1.12	1.2 g. Fidelity to district initiatives	Yes	LEA-wide	English Learners Foster Youth Low Income	All Schools	\$85,446.00	
1	1.13	1.2 h. Professional Development and collaboration	Yes	LEA-wide	English Learners Foster Youth Low Income	All Schools	\$33,994.00	
1	1.14	1.2 i. Intervention services	Yes	LEA-wide	English Learners Foster Youth Low Income	All Schools	\$101,983.00	
1	1.15	1.3 a. The hiring and retaining of highly qualified staff	Yes	LEA-wide	English Learners Foster Youth Low Income	All Schools	\$1,677,148.00	
1	1.19	1.4 c. Computer and technology purchases	Yes	LEA-wide	English Learners Foster Youth Low Income	All Schools	\$692,518.00	
1	1.21	1.5 a. Class size	Yes	LEA-wide	English Learners Foster Youth Low Income	All Schools	\$1,014,844.00	
1	1.22	1.5 b. Combination classes	Yes	Schoolwide	English Learners Foster Youth Low Income	Specific Schools: Alice Birney, Grant, Washington, Lafayette	\$84,986.00	
1	1.23	1.5 c. Summer school	Yes	Schoolwide	English Learners Foster Youth Low Income	Specific Schools: EHS and Zoe 9-12		
1	1.28	1.5 i. Data tracking system	Yes	LEA-wide	English Learners Foster Youth Low Income	All Schools	\$170,698.00	
1	1.29	1.5 j. Middle and High School Counselors	Yes	LEA-wide	English Learners Foster Youth	All Schools	\$172,752.00	

Goal	Action #	Action Title	Contributing to Increased or Improved Services?	Scope	Unduplicated Student Group(s)	Location	Planned Expenditures for Contributing Actions (LCFF Funds)	Planned Percentage of Improved Services (%)
					Low Income			
1	1.30	1.5 k. Language Courses	Yes	Schoolwide	English Learners Foster Youth Low Income	Specific Schools: Eureka High School 9-12	\$33,994.00	
1	1.31	1.5 l. Broad course offering for College preparedness	Yes	LEA-wide	English Learners Foster Youth Low Income	All Schools	\$84,986.00	
1	1.34	1.6 a. Intervention Teachers	Yes	LEA-wide	English Learners Foster Youth Low Income	All Schools	\$352,431.00	
1	1.35	1.6 b. Provide Literacy, Math, and EL technicians	Yes	LEA-wide	English Learners Foster Youth Low Income	All Schools	\$239,119.00	
1	1.36	1.6 c. Support for significant sub groups (Costs captured and split across goal 1 action 6, 14, 15,16, 29, 34 and 35)	Yes	LEA-wide	English Learners Foster Youth Low Income	All Schools		
1	1.38	1.6 e. PD for EL and SED students (Costs captured and split across Goal 1 actions 11, 12, and 13)	Yes	LEA-wide	English Learners Foster Youth Low Income	All Schools		
1	1.39	1.6 f. PD for foster youth and trauma informed practices (Costs captured and split across Goal 1 actions 11, 12, and 13)	Yes	LEA-wide	Foster Youth	All Schools		
1	1.40	1.6 g. PD for working with homeless students (Costs captured and split across Goal 1 actions 11, 12, and 13)	Yes	LEA-wide	English Learners Foster Youth Low Income	All Schools		
1	1.42	1.7 a. AVID district wide	Yes	LEA-wide	English Learners Foster Youth Low Income	All Schools	\$118,981.00	
1	1.50	1.7 i. Career Technical Education	Yes	LEA-wide	English Learners Foster Youth	Specific Schools: Zane, Winship,	\$118,063.00	

Goal	Action #	Action Title	Contributing to Increased or Improved Services?	Scope	Unduplicated Student Group(s)	Location	Planned Expenditures for Contributing Actions (LCFF Funds)	Planned Percentage of Improved Services (%)
					Low Income	EHS, Zoe Barnum High School 6-12		
1	1.51	1.7 k. Middle School CTE (Cost captured in goal 1 action 16)	Yes	Schoolwide	English Learners Foster Youth Low Income	Specific Schools: Zane, Winship, EHS, Zoe Barnum High School 6-12		
2	2.1	2.1 a. Transportation	Yes	LEA-wide	English Learners Foster Youth Low Income	All Schools	\$1,274,242.00	
2	2.3	2.1 c. Chronic Absenteeism			English Learners			
2	2.12	2.4 c. School based Health Professionals	Yes	LEA-wide	English Learners Foster Youth Low Income	All Schools	\$771,276.00	
2	2.13	2.4 d. Restorative Practices	Yes	LEA-wide	English Learners Foster Youth Low Income	All Schools	\$172,000.00	
2	2.14	2.4 e. Tier III Support	Yes	LEA-wide	English Learners Foster Youth Low Income	All Schools	\$135,296.00	
2	2.24	2.5 d. Community Communication (Cost Captured in goal 1 action 16)	Yes	LEA-wide	English Learners	All Schools		

2021-22 Annual Update Table

Totals	Last Year's Total Planned Expenditures (Total Funds)	Total Estimated Expenditures (Total Funds)
Totals	\$46,816,648.53	\$44,558,494.97

Last Year's Goal #	Last Year's Action #	Prior Action/Service Title	Contributed to Increased or Improved Services?	Last Year's Planned Expenditures (Total Funds)	Estimated Actual Expenditures (Input Total Funds)
1	1.1	1.1-1.7 A. Additional Actions and Services at school sites	Yes	\$1,507,848.00	1368043.44
1	1.2	1.1 a. School supplies	Yes	\$440,999.00	151738
1	1.3	1.1 b. Provide a district librarian	Yes	\$122,975.00	91,898
1	1.4	1.1 c. Library techs	Yes	\$159,288.46	101237
1	1.5	1.1 d. Appropriate Curriculum for all students	No	\$165,892.00	54111
1	1.6	1.1 f. Independent reading materials-reading and math assessment tools	No	\$50,699.00	50699
1	1.7	1.2 a. Provide collaboration time for teachers	Yes	\$300,908.00	300908
1	1.8	1.2 b. NGSS implementation (Costs captured in goal 1 action 16)	No		0
1	1.9	1.2 c. NGSS teacher training (Costs captured in goal 1 action 16)	No		0
1	1.10	1.2 d. CARE Specialists	Yes	\$605,806.00	665964

Last Year's Goal #	Last Year's Action #	Prior Action/Service Title	Contributed to Increased or Improved Services?	Last Year's Planned Expenditures (Total Funds)	Estimated Actual Expenditures (Input Total Funds)
1	1.11	1.2 f. Additional PD day for all teachers	Yes	\$346,796.00	346796
1	1.12	1.2 g. Fidelity to district initiatives	Yes	\$85,446.00	85446
1	1.13	1.2 h. Professional Development and collaboration	Yes	\$33,994.00	33994
1	1.14	1.2 i. Intervention services	Yes	\$101,983.00	101983
1	1.15	1.3 a. The hiring and retaining of highly qualified staff	Yes	\$476,547.00	476547
1	1.16	1.3 b. Provide staffing to implement LCAP goals	No	\$20,675,490.00	17986093
1	1.17	1.4 a. Technology	No	\$193,808.07	151571
1	1.18	1.4 b. Maintain the technology plan (Costs captured in goal 1 action 16)	No		0
1	1.19	1.4 c. Computer and technology purchases	Yes	\$816,000.00	110038
1	1.20	1.4 d. Maintain facilities and grounds	No	\$1,783,138.00	1522216
1	1.21	1.5 a. Class size	Yes	\$1,014,844.00	1014844
1	1.22	1.5 b. Combination classes	Yes	\$84,986.00	84986
1	1.23	1.5 c. Summer school	Yes	\$33,228.00	0

Last Year's Goal #	Last Year's Action #	Prior Action/Service Title	Contributed to Increased or Improved Services?	Last Year's Planned Expenditures (Total Funds)	Estimated Actual Expenditures (Input Total Funds)
1	1.24	1.5 d. Classroom based assessments (Costs captured in goal 1 action 16)	No		0
1	1.25	1.5 e. Staff collaboration and release time (Costs captured in goal 1 action 16)	No		0
1	1.26	1.5 g. ELA and math PD (Costs captured in goal 1 action 16)	No		0
1	1.27	1.5 h. Student literacy and math skills across the curriculum (Costs captured in goal 1 action 16)	No		0
1	1.28	1.5 i. Data tracking system	Yes	\$41,318.00	41318
1	1.29	1.5 j. Middle and High School Counselors	Yes	\$172,752.00	172752
1	1.30	1.5 k. Language Courses	Yes	\$33,994.00	33994
1	1.31	1.5 l. Broad course offering for College preparedness	Yes	\$84,986.00	84986
1	1.32	1.5 m. College and Career skills (Costs captured in goal 1 action 16)	No		0
1	1.33	1.5 n. Wild Rivers Indian Education Grant	No	\$139,906.00	126790
1	1.34	1.6 a. Intervention Teachers	Yes	\$383,837.00	325818
1	1.35	1.6 b. Provide Literacy, Math, and EL technicians	Yes	\$187,097.00	192995

Last Year's Goal #	Last Year's Action #	Prior Action/Service Title	Contributed to Increased or Improved Services?	Last Year's Planned Expenditures (Total Funds)	Estimated Actual Expenditures (Input Total Funds)
1	1.36	1.6 c. Support for significant sub groups (Costs captured and split across goal 1 action 6, 14, 15,16, 29, 34 and 35)	Yes		0
1	1.37	1.6 e. PD for EL and SED students (Costs captured and split across Goal 1 actions 11, 12, and 13.)	No	\$54,593.00	0
1	1.38	1.6 e. PD for EL and SED students (Costs captured and split across Goal 1 actions 11, 12, and 13)	Yes		0
1	1.39	1.6 f. PD for foster youth and trauma informed practices (Costs captured and split across Goal 1 actions 11, 12, and 13)	Yes		0
1	1.40	1.6 g. PD for working with homeless students (Costs captured and split across Goal 1 actions 11, 12, and 13)	Yes		0
1	1.41	1.6 i. Special education services	No	\$8,934,357.00	8472882
1	1.42	1.7 a. AVID district wide	Yes	\$118,981.00	63323
1	1.43	1.7 b. Elementary music	No	\$195,338.00	195338
1	1.44	1.7 c. Instrument repair	No	\$15,000.00	15000
1	1.45	1.7 d. Art supplies	No	\$25,000.00	25000
1	1.46	1.7 e. Replace art materials and equipment	No	\$15,000.00	15000
1	1.47	1.7 g. GATE identification (Cost captured in goal 1 action 16)	No		0

Last Year's Goal #	Last Year's Action #	Prior Action/Service Title	Contributed to Increased or Improved Services?	Last Year's Planned Expenditures (Total Funds)	Estimated Actual Expenditures (Input Total Funds)
1	1.48	1.7.h. Create Grant and other VAPA	No	\$125,256.00	129064
1	1.49	1.7.h. Project based learning/competitions (Costs captured in goal 1 action 5, 11 and 48)	No		0
1	1.50	1.7 i. Career Technical Education	Yes	\$399,983.00	333841
1	1.51	1.7 k. Middle School CTE (Cost captured in goal 1 action 16)	Yes		
1	1.52	1.7 l. World Language offerings (Cost captured in goal 1 action 16, 26, 27, 30)	No		
1	1.53	1.1-1.7 B. Additional Actions and Services	No	\$4,524,573.00	8052127
2	2.1	2.1 a. Transportation	Yes	\$843,719.00	1005166
2	2.2	2.1 b. Attendance Tracking	No	\$29,600.00	29600
2	2.3	2.1 c. Chronic Absenteeism	No	\$225,115.00	83133
2	2.4	2.2 a. High School Readiness (Cost captured in Goal 1 action 42)	No		0
2	2.5	2.2 d. High School Readiness (Cost captured in goal 1 action 14, 16 and 34.)	No		0
2	2.6	2.3 a. School Climate (Cost captured in goal 1 action 1 and 16.)	No		0
2	2.7	2.3 b. Alternatives to Suspension (Cost captured in goal 1 action 16.)	No		0

Last Year's Goal #	Last Year's Action #	Prior Action/Service Title	Contributed to Increased or Improved Services?	Last Year's Planned Expenditures (Total Funds)	Estimated Actual Expenditures (Input Total Funds)
2	2.8	2.3 c. PBIS (Cost captured in goal 1 and goal 16.)	No		0
2	2.9	2.3 d. Universal Screening	No	\$2,500.00	2500
2	2.10	2.4 a. Health and Physical Education (Cost captured in goal 1 action 12 and 16.)	No		0
2	2.11	2.4 b. Extracurricular Activities (Cost captured in goal 1 action 16).	No		
2	2.12	2.4 c. School based Health Professionals	Yes	\$298,471.00	285876.53
2	2.13	2.4 d. Restorative Practices	Yes	\$83,632.00	88765
2	2.14	2.4 e. Tier III Support	Yes	\$127,676.00	0
2	2.15	2.4 f. Prevention/Deescalation Techniques and Training	No	\$300.00	0
2	2.16	2.4 g. CARE Specialist (Costs captured in Goal 1 action 10 and 53).	No		0
2	2.17	2.4 h. Supervision of Students (Costs captured in Goal 1 action 16).	No		0
2	2.18	2.4 i. Student Mental Health	No	\$462,647.00	0
2	2.19	2.4 e Provide mental health support	No	\$290,342.00	84114

Last Year's Goal #	Last Year's Action #	Prior Action/Service Title	Contributed to Increased or Improved Services?	Last Year's Planned Expenditures (Total Funds)	Estimated Actual Expenditures (Input Total Funds)
2	2.20	2.4 k. Counselors (Cost captured in goal 1 action 29)	No		0
2	2.21	2.5 a. Family Outreach (Costs captured in goal 1 action 1, 14, 16 and 36)	No		0
2	2.22	2.5 b. Community Outreach (Cost captured in goal 1 action 16)	No		0
2	2.23	2.5 c. Stakeholder Input (Costs captured throughout goal 1)	No		0
2	2.24	2.5 d. Community Communication (Cost Captured in goal 1 action 16)	Yes		0
2	2.25	2.6 a. Community Outreach (Cost captured in goal 1 action 16)	No		0
2	2.26	2.6 b. Community Partners (Cost captured in goal 1 action 16)	No		0
2	2.27	2.1-2.6 A. Additional Actions and Services at school sites (Costs captured in goal 1 action 1)			0
2	2.28	2.1-2.6 B. Additional Actions and Services (Costs captured in goal 1 action 53)	Yes		

2021-22 Contributing Actions Annual Update Table

6. Estimated LCFF Supplemental and/or Concentration Grants (Input Dollar Amount)	4. Total Planned Contributing Expenditures (LCFF Funds)	7. Total Estimated Expenditures for Contributing Actions (LCFF Funds)	Difference Between Planned and Estimated Expenditures for Contributing Actions (Subtract 7 from 4)	5. Total Planned Percentage of Improved Services (%)	8. Total Estimated Percentage of Improved Services (%)	Difference Between Planned and Estimated Percentage of Improved Services (Subtract 5 from 8)
7725794	\$7,049,108.46	\$6,525,193.00	\$523,915.46	0.00%	0.00%	0.00%

Last Year's Goal #	Last Year's Action #	Prior Action/Service Title	Contributing to Increased or Improved Services?	Last Year's Planned Expenditures for Contributing Actions (LCFF Funds)	Estimated Actual Expenditures for Contributing Actions (Input LCFF Funds)	Planned Percentage of Improved Services	Estimated Actual Percentage of Improved Services (Input Percentage)
1	1.1	1.1-1.7 A. Additional Actions and Services at school sites	Yes				
1	1.2	1.1 a. School supplies	Yes	\$440,999.00	151738		
1	1.3	1.1 b. Provide a district librarian	Yes	\$122,975.00	91898		
1	1.4	1.1 c. Library techs	Yes	\$159,288.46	101237		
1	1.7	1.2 a. Provide collaboration time for teachers	Yes	\$300,908.00	300908		
1	1.10	1.2 d. CARE Specialists	Yes	\$605,806.00	665944		
1	1.11	1.2 f. Additional PD day for all teachers	Yes	\$346,796.00	346796		
1	1.12	1.2 g. Fidelity to district initiatives	Yes	\$85,446.00	85446		
1	1.13	1.2 h. Professional Development and collaboration	Yes	\$33,994.00	33994		
1	1.14	1.2 i. Intervention services	Yes	\$101,983.00	101983		
1	1.15	1.3 a. The hiring and retaining of highly qualified staff	Yes	\$476,547.00	476547		
1	1.19	1.4 c. Computer and technology purchases	Yes	\$816,000.00	558872		

Last Year's Goal #	Last Year's Action #	Prior Action/Service Title	Contributing to Increased or Improved Services?	Last Year's Planned Expenditures for Contributing Actions (LCFF Funds)	Estimated Actual Expenditures for Contributing Actions (Input LCFF Funds)	Planned Percentage of Improved Services	Estimated Actual Percentage of Improved Services (Input Percentage)
1	1.21	1.5 a. Class size	Yes	\$1,014,844.00	1014844		
1	1.22	1.5 b. Combination classes	Yes	\$84,986.00	84986		
1	1.23	1.5 c. Summer school	Yes	\$33,228.00	33228		
1	1.28	1.5 i. Data tracking system	Yes	\$41,318.00	41318		
1	1.29	1.5 j. Middle and High School Counselors	Yes	\$172,752.00	172752		
1	1.30	1.5 k. Language Courses	Yes	\$33,994.00	33994		
1	1.31	1.5 l. Broad course offering for College preparedness	Yes	\$84,986.00	84986		
1	1.34	1.6 a. Intervention Teachers	Yes	\$383,837.00	325818		
1	1.35	1.6 b. Provide Literacy, Math, and EL technicians	Yes	\$187,097.00	192995		
1	1.36	1.6 c. Support for significant sub groups (Costs captured and split across goal 1 action 6, 14, 15,16, 29, 34 and 35)	Yes				
1	1.38	1.6 e. PD for EL and SED students (Costs captured and split across Goal 1 actions 11, 12, and 13)	Yes				
1	1.39	1.6 f. PD for foster youth and trauma informed practices (Costs captured and split across Goal 1 actions 11, 12, and 13)	Yes				
1	1.40	1.6 g. PD for working with homeless students (Costs captured and split across Goal 1 actions 11, 12, and 13)	Yes				
1	1.42	1.7 a. AVID district wide	Yes	\$118,981.00	118981		

Last Year's Goal #	Last Year's Action #	Prior Action/Service Title	Contributing to Increased or Improved Services?	Last Year's Planned Expenditures for Contributing Actions (LCFF Funds)	Estimated Actual Expenditures for Contributing Actions (Input LCFF Funds)	Planned Percentage of Improved Services	Estimated Actual Percentage of Improved Services (Input Percentage)
1	1.50	1.7 i. Career Technical Education	Yes	\$118,063.00	195338		
1	1.51	1.7 k. Middle School CTE (Cost captured in goal 1 action 16)	Yes				
2	2.1	2.1 a. Transportation	Yes	\$774,501.00	935948		
2	2.12	2.4 c. School based Health Professionals	Yes	\$298,471.00	285877		
2	2.13	2.4 d. Restorative Practices	Yes	\$83,632.00	88765		
2	2.14	2.4 e. Tier III Support	Yes	\$127,676.00	0		
2	2.24	2.5 d. Community Communication (Cost Captured in goal 1 action 16)	Yes				
2	2.28	2.1-2.6 B. Additional Actions and Services (Costs captured in goal 1 action 53)	Yes				

2021-22 LCFF Carryover Table

9. Estimated Actual LCFF Base Grant (Input Dollar Amount)	6. Estimated Actual LCFF Supplemental and/or Concentration Grants	LCFF Carryover — Percentage (Percentage from Prior Year)	10. Total Percentage to Increase or Improve Services for the Current School Year (6 divided by 9 + Carryover %)	7. Total Estimated Actual Expenditures for Contributing Actions (LCFF Funds)	8. Total Estimated Actual Percentage of Improved Services (%)	11. Estimated Actual Percentage of Increased or Improved Services (7 divided by 9, plus 8)	12. LCFF Carryover — Dollar Amount (Subtract 11 from 10 and multiply by 9)	13. LCFF Carryover — Percentage (12 divided by 9)
32002793	7725794	0	24.14%	\$6,525,193.00	0.00%	20.39%	\$1,200,601.00	3.75%

Instructions

[Plan Summary](#)

[Engaging Educational Partners](#)

[Goals and Actions](#)

[Increased or Improved Services for Foster Youth, English Learners, and Low-Income Students](#)

For additional questions or technical assistance related to the completion of the Local Control and Accountability Plan (LCAP) template, please contact the local county office of education (COE), or the California Department of Education's (CDE's) Local Agency Systems Support Office, by phone at 916-319-0809 or by email at lcff@cde.ca.gov.

Introduction and Instructions

The Local Control Funding Formula (LCFF) requires local educational agencies (LEAs) to engage their local educational partners in an annual planning process to evaluate their progress within eight state priority areas encompassing all statutory metrics (COEs have 10 state priorities). LEAs document the results of this planning process in the LCAP using the template adopted by the State Board of Education.

The LCAP development process serves three distinct, but related functions:

- **Comprehensive Strategic Planning:** The process of developing and annually updating the LCAP supports comprehensive strategic planning (California *Education Code* [EC] Section 52064[e][1]). Strategic planning that is comprehensive connects budgetary decisions to teaching and learning performance data. LEAs should continually evaluate the hard choices they make about the use of limited resources to meet student and community needs to ensure opportunities and outcomes are improved for all students.
- **Meaningful Engagement of Educational Partners:** The LCAP development process should result in an LCAP that reflects decisions made through meaningful engagement (EC Section 52064[e][1]). Local educational partners possess valuable perspectives and insights about an LEA's programs and services. Effective strategic planning will incorporate these perspectives and insights in order to identify potential goals and actions to be included in the LCAP.
- **Accountability and Compliance:** The LCAP serves an important accountability function because aspects of the LCAP template require LEAs to show that they have complied with various requirements specified in the LCFF statutes and regulations, most notably:
 - Demonstrating that LEAs are increasing or improving services for foster youth, English learners, and low-income students in proportion to the amount of additional funding those students generate under LCFF (EC Section 52064[b][4-6]).
 - Establishing goals, supported by actions and related expenditures, that address the statutory priority areas and statutory metrics (EC sections 52064[b][1] and [2]).
 - Annually reviewing and updating the LCAP to reflect progress toward the goals (EC Section 52064[b][7]).

The LCAP template, like each LEA’s final adopted LCAP, is a document, not a process. LEAs must use the template to memorialize the outcome of their LCAP development process, which should: (a) reflect comprehensive strategic planning (b) through meaningful engagement with educational partners that (c) meets legal requirements, as reflected in the final adopted LCAP. The sections included within the LCAP template do not and cannot reflect the full development process, just as the LCAP template itself is not intended as a tool for engaging educational partners.

If a county superintendent of schools has jurisdiction over a single school district, the county board of education and the governing board of the school district may adopt and file for review and approval a single LCAP consistent with the requirements in *EC* sections 52060, 52062, 52066, 52068, and 52070. The LCAP must clearly articulate to which entity’s budget (school district or county superintendent of schools) all budgeted and actual expenditures are aligned.

The revised LCAP template for the 2021–22, 2022–23, and 2023–24 school years reflects statutory changes made through Assembly Bill 1840 (Committee on Budget), Chapter 243, Statutes of 2018. These statutory changes enhance transparency regarding expenditures on actions included in the LCAP, including actions that contribute to meeting the requirement to increase or improve services for foster youth, English learners, and low-income students, and to streamline the information presented within the LCAP to make adopted LCAPs more accessible for educational partners and the public.

At its most basic, the adopted LCAP should attempt to distill not just what the LEA is doing for students in transitional kindergarten through grade twelve (TK–12), but also allow educational partners to understand why, and whether those strategies are leading to improved opportunities and outcomes for students. LEAs are strongly encouraged to use language and a level of detail in their adopted LCAPs intended to be meaningful and accessible for the LEA’s diverse educational partners and the broader public.

In developing and finalizing the LCAP for adoption, LEAs are encouraged to keep the following overarching frame at the forefront of the strategic planning and educational partner engagement functions:

Given present performance across the state priorities and on indicators in the California School Dashboard (Dashboard), how is the LEA using its budgetary resources to respond to TK–12 student and community needs, and address any performance gaps, including by meeting its obligation to increase or improve services for foster youth, English learners, and low-income students?

LEAs are encouraged to focus on a set of metrics and actions that the LEA believes, based on input gathered from educational partners, research, and experience, will have the biggest impact on behalf of its TK–12 students.

These instructions address the requirements for each section of the LCAP, but may include information about effective practices when developing the LCAP and completing the LCAP itself. Additionally, information is included at the beginning of each section emphasizing the purpose that each section serves.

Plan Summary

Purpose

A well-developed Plan Summary section provides a meaningful context for the LCAP. This section provides information about an LEA's community as well as relevant information about student needs and performance. In order to provide a meaningful context for the rest of the LCAP, the content of this section should be clearly and meaningfully related to the content included in the subsequent sections of the LCAP.

Requirements and Instructions

General Information – Briefly describe the LEA, its schools, and its students in grades TK–12, as applicable to the LEA. For example, information about an LEA in terms of geography, enrollment, or employment, the number and size of specific schools, recent community challenges, and other such information as an LEA wishes to include can enable a reader to more fully understand an LEA's LCAP.

Reflections: Successes – Based on a review of performance on the state indicators and local performance indicators included in the Dashboard, progress toward LCAP goals, local self-assessment tools, input from educational partners, and any other information, what progress is the LEA most proud of and how does the LEA plan to maintain or build upon that success? This may include identifying specific examples of how past increases or improvements in services for foster youth, English learners, and low-income students have led to improved performance for these students.

Reflections: Identified Need – Referring to the Dashboard, identify: (a) any state indicator for which overall performance was in the “Red” or “Orange” performance category or any local indicator where the LEA received a “Not Met” or “Not Met for Two or More Years” rating AND (b) any state indicator for which performance for any student group was two or more performance levels below the “all student” performance. What steps is the LEA planning to take to address these areas of low performance and performance gaps? An LEA that is required to include a goal to address one or more consistently low-performing student groups or low-performing schools must identify that it is required to include this goal and must also identify the applicable student group(s) and/or school(s). Other needs may be identified using locally collected data including data collected to inform the self-reflection tools and reporting local indicators on the Dashboard.

LCAP Highlights – Identify and briefly summarize the key features of this year's LCAP.

Comprehensive Support and Improvement – An LEA with a school or schools identified for comprehensive support and improvement (CSI) under the Every Student Succeeds Act must respond to the following prompts:

- **Schools Identified:** Identify the schools within the LEA that have been identified for CSI.
- **Support for Identified Schools:** Describe how the LEA has or will support the identified schools in developing CSI plans that included a school-level needs assessment, evidence-based interventions, and the identification of any resource inequities to be addressed through the implementation of the CSI plan.
- **Monitoring and Evaluating Effectiveness:** Describe how the LEA will monitor and evaluate the implementation and effectiveness of the CSI plan to support student and school improvement.

Engaging Educational Partners

Purpose

Significant and purposeful engagement of parents, students, educators, and other educational partners, including those representing the student groups identified by LCFF, is critical to the development of the LCAP and the budget process. Consistent with statute, such engagement should support comprehensive strategic planning, accountability, and improvement across the state priorities and locally identified priorities (*EC Section 52064[e][1]*). Engagement of educational partners is an ongoing, annual process.

This section is designed to reflect how the engagement of educational partners influenced the decisions reflected in the adopted LCAP. The goal is to allow educational partners that participated in the LCAP development process and the broader public understand how the LEA engaged educational partners and the impact of that engagement. LEAs are encouraged to keep this goal in the forefront when completing this section.

Statute and regulations specify the educational partners that school districts and COEs must consult when developing the LCAP: teachers, principals, administrators, other school personnel, local bargaining units of the LEA, parents, and students. Before adopting the LCAP, school districts and COEs must share it with the Parent Advisory Committee and, if applicable, to its English Learner Parent Advisory Committee. The superintendent is required by statute to respond in writing to the comments received from these committees. School districts and COEs must also consult with the special education local plan area administrator(s) when developing the LCAP.

Statute requires charter schools to consult with teachers, principals, administrators, other school personnel, parents, and students in developing the LCAP. The LCAP should also be shared with, and LEAs should request input from, schoolsite-level advisory groups, as applicable (e.g., schoolsite councils, English Learner Advisory Councils, student advisory groups, etc.), to facilitate alignment between schoolsite and district-level goals and actions.

Information and resources that support effective engagement, define student consultation, and provide the requirements for advisory group composition, can be found under Resources on the following web page of the CDE's website: <https://www.cde.ca.gov/re/lc/>.

Requirements and Instructions

Below is an excerpt from the 2018–19 *Guide for Annual Audits of K–12 Local Education Agencies and State Compliance Reporting*, which is provided to highlight the legal requirements for engagement of educational partners in the LCAP development process:

Local Control and Accountability Plan:

For county offices of education and school districts only, verify the LEA:

- a) Presented the local control and accountability plan to the parent advisory committee in accordance with Education Code section 52062(a)(1) or 52068(a)(1), as appropriate.
- b) If applicable, presented the local control and accountability plan to the English learner parent advisory committee, in accordance with Education Code section 52062(a)(2) or 52068(a)(2), as appropriate.

- c) Notified members of the public of the opportunity to submit comments regarding specific actions and expenditures proposed to be included in the local control and accountability plan in accordance with Education Code section 52062(a)(3) or 52068(a)(3), as appropriate.
- d) Held at least one public hearing in accordance with Education Code section 52062(b)(1) or 52068(b)(1), as appropriate.
- e) Adopted the local control and accountability plan in a public meeting in accordance with Education Code section 52062(b)(2) or 52068(b)(2), as appropriate.

Prompt 1: “A summary of the process used to engage educational partners and how this engagement was considered before finalizing the LCAP.”

Describe the engagement process used by the LEA to involve educational partners in the development of the LCAP, including, at a minimum, describing how the LEA met its obligation to consult with all statutorily required educational partners as applicable to the type of LEA. A sufficient response to this prompt must include general information about the timeline of the process and meetings or other engagement strategies with educational partners. A response may also include information about an LEA’s philosophical approach to engaging its educational partners.

Prompt 2: “A summary of the feedback provided by specific educational partners.”

Describe and summarize the feedback provided by specific educational partners. A sufficient response to this prompt will indicate ideas, trends, or inputs that emerged from an analysis of the feedback received from educational partners.

Prompt 3: “A description of the aspects of the LCAP that were influenced by specific input from educational partners.”

A sufficient response to this prompt will provide educational partners and the public with clear, specific information about how the engagement process influenced the development of the LCAP. The response must describe aspects of the LCAP that were influenced by or developed in response to the educational partner feedback described in response to Prompt 2. This may include a description of how the LEA prioritized requests of educational partners within the context of the budgetary resources available or otherwise prioritized areas of focus within the LCAP. For the purposes of this prompt, “aspects” of an LCAP that may have been influenced by educational partner input can include, but are not necessarily limited to:

- Inclusion of a goal or decision to pursue a Focus Goal (as described below)
- Inclusion of metrics other than the statutorily required metrics
- Determination of the desired outcome on one or more metrics
- Inclusion of performance by one or more student groups in the Measuring and Reporting Results subsection
- Inclusion of action(s) or a group of actions
- Elimination of action(s) or group of actions
- Changes to the level of proposed expenditures for one or more actions

- Inclusion of action(s) as contributing to increased or improved services for unduplicated services
- Determination of effectiveness of the specific actions to achieve the goal
- Determination of material differences in expenditures
- Determination of changes made to a goal for the ensuing LCAP year based on the annual update process
- Determination of challenges or successes in the implementation of actions

Goals and Actions

Purpose

Well-developed goals will clearly communicate to educational partners what the LEA plans to accomplish, what the LEA plans to do in order to accomplish the goal, and how the LEA will know when it has accomplished the goal. A goal statement, associated metrics and expected outcomes, and the actions included in the goal should be in alignment. The explanation for why the LEA included a goal is an opportunity for LEAs to clearly communicate to educational partners and the public why, among the various strengths and areas for improvement highlighted by performance data and strategies and actions that could be pursued, the LEA decided to pursue this goal, and the related metrics, expected outcomes, actions, and expenditures.

A well-developed goal can be focused on the performance relative to a metric or metrics for all students, a specific student group(s), narrowing performance gaps, or implementing programs or strategies expected to impact outcomes. LEAs should assess the performance of their student groups when developing goals and the related actions to achieve such goals.

Requirements and Instructions

LEAs should prioritize the goals, specific actions, and related expenditures included within the LCAP within one or more state priorities. LEAs should consider performance on the state and local indicators, including their locally collected and reported data for the local indicators that are included in the Dashboard in determining whether and how to prioritize its goals within the LCAP.

In order to support prioritization of goals, the LCAP template provides LEAs with the option of developing three different kinds of goals:

- **Focus Goal:** A Focus Goal is relatively more concentrated in scope and may focus on a fewer number of metrics to measure improvement. A Focus Goal statement will be time bound and make clear how the goal is to be measured.
- **Broad Goal:** A Broad Goal is relatively less concentrated in its scope and may focus on improving performance across a wide range of metrics.
- **Maintenance of Progress Goal:** A Maintenance of Progress Goal includes actions that may be ongoing without significant changes and allows an LEA to track performance on any metrics not addressed in the other goals of the LCAP.

At a minimum, the LCAP must address all LCFF priorities and associated metrics.

Focus Goal(s)

Goal Description: The description provided for a Focus Goal must be specific, measurable, and time bound. An LEA develops a Focus Goal to address areas of need that may require or benefit from a more specific and data intensive approach. The Focus Goal can explicitly reference the metric(s) by which achievement of the goal will be measured and the time frame according to which the LEA expects to achieve the goal.

Explanation of why the LEA has developed this goal: Explain why the LEA has chosen to prioritize this goal. An explanation must be based on Dashboard data or other locally collected data. LEAs must describe how the LEA identified this goal for focused attention, including relevant consultation with educational partners. LEAs are encouraged to promote transparency and understanding around the decision to pursue a focus goal.

Broad Goal

Goal Description: Describe what the LEA plans to achieve through the actions included in the goal. The description of a broad goal will be clearly aligned with the expected measurable outcomes included for the goal. The goal description organizes the actions and expected outcomes in a cohesive and consistent manner. A goal description is specific enough to be measurable in either quantitative or qualitative terms. A broad goal is not as specific as a focus goal. While it is specific enough to be measurable, there are many different metrics for measuring progress toward the goal.

Explanation of why the LEA has developed this goal: Explain why the LEA developed this goal and how the actions and metrics grouped together will help achieve the goal.

Maintenance of Progress Goal

Goal Description: Describe how the LEA intends to maintain the progress made in the LCFF State Priorities not addressed by the other goals in the LCAP. Use this type of goal to address the state priorities and applicable metrics not addressed within the other goals in the LCAP. The state priorities and metrics to be addressed in this section are those for which the LEA, in consultation with educational partners, has determined to maintain actions and monitor progress while focusing implementation efforts on the actions covered by other goals in the LCAP.

Explanation of why the LEA has developed this goal: Explain how the actions will sustain the progress exemplified by the related metrics.

Required Goals

In general, LEAs have flexibility in determining what goals to include in the LCAP and what those goals will address; however, beginning with the development of the 2022–23 LCAP, LEAs that meet certain criteria are required to include a specific goal in their LCAP.

Consistently low-performing student group(s) criteria: An LEA is eligible for Differentiated Assistance for three or more consecutive years based on the performance of the same student group or groups in the Dashboard. A list of the LEAs required to include a goal in the LCAP based on student group performance, and the student group(s) that lead to identification, may be found on the CDE's Local Control Funding Formula web page at <https://www.cde.ca.gov/fg/aa/lc/>.

- **Consistently low-performing student group(s) goal requirement:** An LEA meeting the consistently low-performing student group(s) criteria must include a goal in its LCAP focused on improving the performance of the student group or groups that led to the LEA's eligibility for Differentiated

Assistance. This goal must include metrics, outcomes, actions, and expenditures specific to addressing the needs of, and improving outcomes for, this student group or groups. An LEA required to address multiple student groups is not required to have a goal to address each student group; however, each student group must be specifically addressed in the goal. This requirement may not be met by combining this required goal with another goal.

- **Goal Description:** Describe the outcomes the LEA plans to achieve to address the needs of, and improve outcomes for, the student group or groups that led to the LEA's eligibility for Differentiated Assistance.
- **Explanation of why the LEA has developed this goal:** Explain why the LEA is required to develop this goal, including identifying the student group(s) that lead to the LEA being required to develop this goal, how the actions and associated metrics included in this goal differ from previous efforts to improve outcomes for the student group(s), and why the LEA believes the actions, metrics, and expenditures included in this goal will help achieve the outcomes identified in the goal description.

Low-performing school(s) criteria: The following criteria only applies to a school district or COE with two or more schools; it does not apply to a single-school district. A school district or COE has one or more schools that, for two consecutive years, received the two lowest performance levels on all but one of the state indicators for which the school(s) receive performance levels in the Dashboard and the performance of the "All Students" student group for the LEA is at least one performance level higher in all of those indicators. A list of the LEAs required to include a goal in the LCAP based on school performance, and the school(s) that lead to identification, may be found on the CDE's Local Control Funding Formula web page at <https://www.cde.ca.gov/fg/aa/lc/>.

- **Low-performing school(s) goal requirement:** A school district or COE meeting the low-performing school(s) criteria must include a goal in its LCAP focusing on addressing the disparities in performance between the school(s) and the LEA as a whole. This goal must include metrics, outcomes, actions, and expenditures specific to addressing the needs of, and improving outcomes for, the students enrolled at the low-performing school or schools. An LEA required to address multiple schools is not required to have a goal to address each school; however, each school must be specifically addressed in the goal. This requirement may not be met by combining this goal with another goal.
- **Goal Description:** Describe what outcomes the LEA plans to achieve to address the disparities in performance between the students enrolled at the low-performing school(s) and the students enrolled at the LEA as a whole.
- **Explanation of why the LEA has developed this goal:** Explain why the LEA is required to develop this goal, including identifying the schools(s) that lead to the LEA being required to develop this goal; how the actions and associated metrics included in this goal differ from previous efforts to improve outcomes for the school(s); and why the LEA believes the actions, metrics, and expenditures included in this goal will help achieve the outcomes for students enrolled at the low-performing school or schools identified in the goal description.

Measuring and Reporting Results:

For each LCAP year, identify the metric(s) that the LEA will use to track progress toward the expected outcomes. LEAs are encouraged to identify metrics for specific student groups, as appropriate, including expected outcomes that would reflect narrowing of any existing performance gaps.

Include in the baseline column the most recent data associated with this metric available at the time of adoption of the LCAP for the first year of the three-year plan. LEAs may use data as reported on the 2019 Dashboard for the baseline of a metric only if that data represents the most recent available (e.g., high school graduation rate).

Using the most recent data available may involve reviewing data the LEA is preparing for submission to the California Longitudinal Pupil Achievement Data System (CALPADS) or data that the LEA has recently submitted to CALPADS. Because final 2020–21 outcomes on some metrics may not be computable at the time the 2021–24 LCAP is adopted (e.g., graduation rate, suspension rate), the most recent data available may include a point in time calculation taken each year on the same date for comparability purposes.

The baseline data shall remain unchanged throughout the three-year LCAP.

Complete the table as follows:

- **Metric:** Indicate how progress is being measured using a metric.
- **Baseline:** Enter the baseline when completing the LCAP for 2021–22. As described above, the baseline is the most recent data associated with a metric. Indicate the school year to which the data applies, consistent with the instructions above.
- **Year 1 Outcome:** When completing the LCAP for 2022–23, enter the most recent data available. Indicate the school year to which the data applies, consistent with the instructions above.
- **Year 2 Outcome:** When completing the LCAP for 2023–24, enter the most recent data available. Indicate the school year to which the data applies, consistent with the instructions above.
- **Year 3 Outcome:** When completing the LCAP for 2024–25, enter the most recent data available. Indicate the school year to which the data applies, consistent with the instructions above. The 2024–25 LCAP will be the first year in the next three-year cycle. Completing this column will be part of the Annual Update for that year.
- **Desired Outcome for 2023–24:** When completing the first year of the LCAP, enter the desired outcome for the relevant metric the LEA expects to achieve by the end of the 2023–24 LCAP year.

Timeline for completing the “**Measuring and Reporting Results**” part of the Goal.

Metric	Baseline	Year 1 Outcome	Year 2 Outcome	Year 3 Outcome	Desired Outcome for Year 3 (2023–24)
Enter information in this box when completing the LCAP for 2021–22 .	Enter information in this box when completing the LCAP for 2021–22 .	Enter information in this box when completing the LCAP for 2022–23 . Leave blank until then.	Enter information in this box when completing the LCAP for 2023–24 . Leave blank until then.	Enter information in this box when completing the LCAP for 2024–25 . Leave blank until then.	Enter information in this box when completing the LCAP for 2021–22 or when adding a new metric.

The metrics may be quantitative or qualitative; but at minimum, an LEA’s LCAP must include goals that are measured using all of the applicable metrics for the related state priorities, in each LCAP year as applicable to the type of LEA. To the extent a state priority does not specify one or more metrics (e.g., implementation of state academic content and performance standards), the LEA must identify a metric to use within the LCAP. For these state priorities, LEAs are encouraged to use metrics based on or reported through the relevant self-reflection tool for local indicators within the Dashboard.

Actions: Enter the action number. Provide a short title for the action. This title will also appear in the action tables. Provide a description of the action. Enter the total amount of expenditures associated with this action. Budgeted expenditures from specific fund sources will be provided in the summary tables. Indicate whether the action contributes to meeting the increase or improved services requirement as described in the Increased or Improved Services section using a “Y” for Yes or an “N” for No. (**Note:** for each such action offered on an LEA-wide or schoolwide basis, the LEA will need to provide additional information in the Increased or Improved Summary Section to address the requirements in *California Code of Regulations*, Title 5 [5 CCR] Section 15496(b) in the Increased or Improved Services Section of the LCAP).

Actions for English Learners: School districts, COEs, and charter schools that have a numerically significant English learner student subgroup must include specific actions in the LCAP related to, at a minimum, the language acquisition programs, as defined in *EC* Section 306, provided to students and professional development activities specific to English learners.

Actions for Foster Youth: School districts, COEs, and charter schools that have a numerically significant Foster Youth student subgroup are encouraged to include specific actions in the LCAP designed to meet needs specific to Foster Youth students.

Goal Analysis:

Enter the LCAP Year.

Using actual annual measurable outcome data, including data from the Dashboard, analyze whether the planned actions were effective in achieving the goal. Respond to the prompts as instructed.

- Describe the overall implementation of the actions to achieve the articulated goal. Include a discussion of relevant challenges and successes experienced with the implementation process. This must include any instance where the LEA did not implement a planned action or implemented a planned action in a manner that differs substantively from how it was described in the adopted LCAP.
- Explain material differences between Budgeted Expenditures and Estimated Actual Expenditures and between the Planned Percentages of Improved Services and Estimated Actual Percentages of Improved Services, as applicable. Minor variances in expenditures or percentages do not need to be addressed, and a dollar-for-dollar accounting is not required.
- Describe the effectiveness of the specific actions to achieve the articulated goal as measured by the LEA. In some cases, not all actions in a goal will be intended to improve performance on all of the metrics associated with the goal. When responding to this prompt, LEAs may assess the effectiveness of a single action or group of actions within the goal in the context of performance on a single metric or group of specific metrics within the goal that are applicable to the action(s). Grouping actions with metrics will allow for more robust analysis of whether the strategy the LEA is using to impact a specified set of metrics is working and increase transparency for educational partners. LEAs are encouraged to use such an approach when goals include multiple actions and metrics that are not closely associated.
- Describe any changes made to this goal, expected outcomes, metrics, or actions to achieve this goal as a result of this analysis and analysis of the data provided in the Dashboard or other local data, as applicable.

Increased or Improved Services for Foster Youth, English Learners, and Low-Income Students

Purpose

A well-written Increased or Improved Services section provides educational partners with a comprehensive description, within a single dedicated section, of how an LEA plans to increase or improve services for its unduplicated students in grades TK–12 as compared to all students in grades TK–12, as applicable, and how LEA-wide or schoolwide actions identified for this purpose meet regulatory requirements. Descriptions provided should include sufficient detail yet be sufficiently succinct to promote a broader understanding of educational partners to facilitate their ability to provide input. An LEA's description in this section must align with the actions included in the Goals and Actions section as contributing.

Requirements and Instructions

Projected LCFF Supplemental and/or Concentration Grants: Specify the amount of LCFF supplemental and concentration grant funds the LEA estimates it will receive in the coming year based on the number and concentration of low income, foster youth, and English learner students.

Projected Additional LCFF Concentration Grant (15 percent): Specify the amount of additional LCFF concentration grant add-on funding, as described in EC Section 42238.02, that the LEA estimates it will receive in the coming year.

Projected Percentage to Increase or Improve Services for the Coming School Year: Specify the estimated percentage by which services for unduplicated pupils must be increased or improved as compared to the services provided to all students in the LCAP year as calculated pursuant to 5 CCR Section 15496(a)(7).

LCFF Carryover — Percentage: Specify the LCFF Carryover — Percentage identified in the LCFF Carryover Table. If a carryover percentage is not identified in the LCFF Carryover Table, specify a percentage of zero (0.00%).

LCFF Carryover — Dollar: Specify the LCFF Carryover — Dollar amount identified in the LCFF Carryover Table. If a carryover amount is not identified in the LCFF Carryover Table, specify an amount of zero (\$0).

Total Percentage to Increase or Improve Services for the Coming School Year: Add the Projected Percentage to Increase or Improve Services for the Coming School Year and the Proportional LCFF Required Carryover Percentage and specify the percentage. This is the LEAs percentage by which services for unduplicated pupils must be increased or improved as compared to the services provided to all students in the LCAP year, as calculated pursuant to 5 CCR Section 15496(a)(7).

Required Descriptions:

For each action being provided to an entire school, or across the entire school district or COE, an explanation of (1) how the needs of foster youth, English learners, and low-income students were considered first, and (2) how these actions are effective in meeting the goals for these students.

For each action included in the Goals and Actions section as contributing to the increased or improved services requirement for unduplicated pupils and provided on an LEA-wide or schoolwide basis, the LEA must include an explanation consistent with 5 CCR Section 15496(b). For any such actions continued into the 2021–24 LCAP from the 2017–2020 LCAP, the LEA must determine whether or not the action was effective as expected, and this determination must reflect evidence of outcome data or actual implementation to date.

Principally Directed and Effective: An LEA demonstrates how an action is principally directed towards and effective in meeting the LEA's goals for unduplicated students when the LEA explains how:

- It considers the needs, conditions, or circumstances of its unduplicated pupils;
- The action, or aspect(s) of the action (including, for example, its design, content, methods, or location), is based on these considerations; and
- The action is intended to help achieve an expected measurable outcome of the associated goal.

As such, the response provided in this section may rely on a needs assessment of unduplicated students.

Conclusory statements that a service will help achieve an expected outcome for the goal, without an explicit connection or further explanation as to how, are not sufficient. Further, simply stating that an LEA has a high enrollment percentage of a specific student group or groups does not meet the increase or improve services standard because enrolling students is not the same as serving students.

For example, if an LEA determines that low-income students have a significantly lower attendance rate than the attendance rate for all students, it might justify LEA-wide or schoolwide actions to address this area of need in the following way:

After assessing the needs, conditions, and circumstances of our low-income students, we learned that the attendance rate of our low-income students is 7 percent lower than the attendance rate for all students. (Needs, Conditions, Circumstances [Principally Directed])

In order to address this condition of our low-income students, we will develop and implement a new attendance program that is designed to address some of the major causes of absenteeism, including lack of reliable transportation and food, as well as a school climate that does not emphasize the importance of attendance. Goal N, Actions X, Y, and Z provide additional transportation and nutritional resources as well as a districtwide educational campaign on the benefits of high attendance rates. (Contributing Action[s])

These actions are being provided on an LEA-wide basis and we expect/hope that all students with less than a 100 percent attendance rate will benefit. However, because of the significantly lower attendance rate of low-income students, and because the actions meet needs most associated with the chronic stresses and experiences of a socio-economically disadvantaged status, we expect that the attendance rate for our low-income students will increase significantly more than the average attendance rate of all other students. (Measurable Outcomes [Effective In])

COEs and Charter Schools: Describe how actions included as contributing to meeting the increased or improved services requirement on an LEA-wide basis are principally directed to and effective in meeting its goals for unduplicated pupils in the state and any local priorities as described above. In the case of COEs and charter schools, schoolwide and LEA-wide are considered to be synonymous.

For School Districts Only:

Actions Provided on an LEA-Wide Basis:

Unduplicated Percentage > 55 percent: For school districts with an unduplicated pupil percentage of 55 percent or more, describe how these actions are principally directed to and effective in meeting its goals for unduplicated pupils in the state and any local priorities as described above.

Unduplicated Percentage < 55 percent: For school districts with an unduplicated pupil percentage of less than 55 percent, describe how these actions are principally directed to and effective in meeting its goals for unduplicated pupils in the state and any local priorities. Also describe how the actions **are the most effective use of the funds** to meet these goals for its unduplicated pupils. Provide the basis for this determination, including any alternatives considered, supporting research, experience, or educational theory.

Actions Provided on a Schoolwide Basis:

School Districts must identify in the description those actions being funded and provided on a schoolwide basis, and include the required description supporting the use of the funds on a schoolwide basis.

For schools with 40 percent or more enrollment of unduplicated pupils: Describe how these actions are principally directed to and effective in meeting its goals for its unduplicated pupils in the state and any local priorities.

For school districts expending funds on a schoolwide basis at a school with less than 40 percent enrollment of unduplicated pupils: Describe how these actions are principally directed to and how the actions are the most effective use of the funds to meet its goals for foster youth, English learners, and low-income students in the state and any local priorities.

A description of how services for foster youth, English learners, and low-income students are being increased or improved by the percentage required.

Consistent with the requirements of 5 CCR Section 15496, describe how services provided for unduplicated pupils are increased or improved by at least the percentage calculated as compared to the services provided for all students in the LCAP year. To improve services means to grow services in quality and to increase services means to grow services in quantity. Services are increased or improved by those actions in the LCAP that are included in the Goals and Actions section as contributing to the increased or improved services requirement, whether they are provided on an LEA-wide or schoolwide basis or provided on a limited basis to unduplicated students. A limited action is an action that only serves foster youth, English learners, and/or low-income students. This description must address how these action(s) are expected to result in the required proportional increase or improvement in services for unduplicated pupils as compared to the services the LEA provides to all students for the relevant LCAP year.

For any action contributing to meeting the increased or improved services requirement that is associated with a Planned Percentage of Improved Services in the Contributing Summary Table rather than an expenditure of LCFF funds, describe the methodology that was used to determine the contribution of the action towards the proportional percentage. See the instructions for determining the Planned Percentage of Improved Services for information on calculating the Percentage of Improved Services.

A description of the plan for how the additional concentration grant add-on funding identified above will be used to increase the number of staff providing direct services to students at schools that have a high concentration (above 55 percent) of foster youth, English learners, and low-income students, as applicable.

An LEA that receives the additional concentration grant add-on described in EC Section 42238.02 is required to demonstrate how it is using these funds to increase the number of staff who provide direct services to students at schools with an enrollment of unduplicated students that is greater than 55 percent as compared to the number of staff who provide direct services to students at schools with an enrollment of unduplicated students that is equal to or less than 55 percent. The staff who provide direct services to students must be certificated staff and/or classified staff employed by the LEA; classified staff includes custodial staff.

Provide the following descriptions, as applicable to the LEA:

An LEA that does not receive a concentration grant or the concentration grant add-on must indicate that a response to this prompt is not applicable.

Identify the goal and action numbers of the actions in the LCAP that the LEA is implementing to meet the requirement to increase the number of staff who provide direct services to students at schools with an enrollment of unduplicated students that is greater than 55 percent.

An LEA that does not have comparison schools from which to describe how it is using the concentration grant add-on funds, such as an LEA that only has schools with an enrollment of unduplicated students that is greater than 55 percent, must describe how it is using the funds to increase the number of credentialed staff, classified staff, or both, including custodial staff, who provide direct services to students at selected schools and the criteria used to determine which schools require additional staffing support.

In the event that an additional concentration grant add-on is not sufficient to increase staff providing direct services to students at a school with an enrollment of unduplicated students that is greater than 55 percent, the LEA must describe how it is using the funds to retain staff providing direct services to students at a school with an enrollment of unduplicated students that is greater than 55 percent.

Complete the table as follows:

- Provide the staff-to-student ratio of classified staff providing direct services to students with a concentration of unduplicated students that is 55 percent or less and the staff-to-student ratio of classified staff providing direct services to students at schools with a concentration of unduplicated students that is greater than 55 percent, as applicable to the LEA. The LEA may group its schools by grade span (Elementary, Middle/Junior High, and High Schools), as applicable to the LEA. The staff-to-student ratio must be based on the number of full time equivalent (FTE) staff and the number of enrolled students as counted on the first Wednesday in October of each year.
- Provide the staff-to-student ratio of certificated staff providing direct services to students at schools with a concentration of unduplicated students that is 55 percent or less and the staff-to-student ratio of certificated staff providing direct services to students at schools with a concentration of unduplicated students that is greater than 55 percent, as applicable to the LEA. The LEA may group its schools by grade span (Elementary, Middle/Junior High, and High Schools), as applicable to the LEA. The staff-to-student ratio must be based on the number of FTE staff and the number of enrolled students as counted on the first Wednesday in October of each year.

Action Tables

Complete the Data Entry Table for each action in the LCAP. The information entered into this table will automatically populate the other Action Tables. Information is only entered into the Data Entry Table, the Annual Update Table, the Contributing Actions Annual Update Table, and the LCFF Carryover Table. With the exception of the Data Entry Table, the word “input” has been added to column headers to aid in identifying the column(s) where information will be entered. Information is not entered on the remaining Action tables.

The following tables are required to be included as part of the LCAP adopted by the local governing board or governing body:

- Table 1: Total Planned Expenditures Table (for the coming LCAP Year)

- Table 2: Contributing Actions Table (for the coming LCAP Year)
- Table 3: Annual Update Table (for the current LCAP Year)
- Table 4: Contributing Actions Annual Update Table (for the current LCAP Year)
- Table 5: LCFF Carryover Table (for the current LCAP Year)

Note: The coming LCAP Year is the year that is being planned for, while the current LCAP year is the current year of implementation. For example, when developing the 2022–23 LCAP, 2022–23 will be the coming LCAP Year and 2021–22 will be the current LCAP Year.

Data Entry Table

The Data Entry Table may be included in the LCAP as adopted by the local governing board or governing body, but is not required to be included. In the Data Entry Table, input the following information for each action in the LCAP for that applicable LCAP year:

- **LCAP Year:** Identify the applicable LCAP Year.
- **1. Projected LCFF Base Grant:** Provide the total amount of LCFF funding the LEA estimates it will receive for the coming school year, excluding the supplemental and concentration grants and the add-ons for the Targeted Instructional Improvement Grant Program and the Home to School Transportation Program, pursuant to 5 CCR Section 15496(a)(8).

See *EC* sections 2574 (for COEs) and 42238.02 (for school districts and charter schools), as applicable, for LCFF apportionment calculations.

- **2. Projected LCFF Supplemental and/or Concentration Grants:** Provide the total amount of LCFF supplemental and concentration grants the LEA estimates it will receive on the basis of the number and concentration of unduplicated students for the coming school year.
- **3. Projected Percentage to Increase or Improve Services for the Coming School Year:** This percentage will not be entered; it is calculated based on the Projected LCFF Base Grant and the Projected LCFF Supplemental and/or Concentration Grants, pursuant to 5 CCR Section 15496(a)(8). This is the percentage by which services for unduplicated pupils must be increased or improved as compared to the services provided to all students in the coming LCAP year.
- **LCFF Carryover — Percentage:** Specify the LCFF Carryover — Percentage identified in the LCFF Carryover Table from the prior LCAP year. If a carryover percentage is not identified in the LCFF Carryover Table, specify a percentage of zero (0.00%).
- **Total Percentage to Increase or Improve Services for the Coming School Year:** This percentage will not be entered; it is calculated based on the Projected Percentage to Increase or Improve Services for the Coming School Year and the LCFF Carryover —

Percentage. This is the percentage by which the LEA must increase or improve services for unduplicated pupils as compared to the services provided to all students in the coming LCAP year.

- **Goal #:** Enter the LCAP Goal number for the action.
- **Action #:** Enter the action's number as indicated in the LCAP Goal.
- **Action Title:** Provide a title of the action.
- **Student Group(s):** Indicate the student group or groups who will be the primary beneficiary of the action by entering "All," or by entering a specific student group or groups.
- **Contributing to Increased or Improved Services?:** Type "Yes" if the action **is** included as contributing to meeting the increased or improved services; OR, type "No" if the action is **not** included as contributing to meeting the increased or improved services.
- If "Yes" is entered into the Contributing column, then complete the following columns:
 - **Scope:** The scope of an action may be LEA-wide (i.e., districtwide, countywide, or charterwide), schoolwide, or limited. An action that is LEA-wide in scope upgrades the entire educational program of the LEA. An action that is schoolwide in scope upgrades the entire educational program of a single school. An action that is limited in its scope is an action that serves only one or more unduplicated student groups.
 - **Unduplicated Student Group(s):** Regardless of scope, contributing actions serve one or more unduplicated student groups. Indicate one or more unduplicated student groups for whom services are being increased or improved as compared to what all students receive.
 - **Location:** Identify the location where the action will be provided. If the action is provided to all schools within the LEA, the LEA must indicate "All Schools." If the action is provided to specific schools within the LEA or specific grade spans only, the LEA must enter "Specific Schools" or "Specific Grade Spans." Identify the individual school or a subset of schools or grade spans (e.g., all high schools or grades transitional kindergarten through grade five), as appropriate.
- **Time Span:** Enter "ongoing" if the action will be implemented for an indeterminate period of time. Otherwise, indicate the span of time for which the action will be implemented. For example, an LEA might enter "1 Year," or "2 Years," or "6 Months."
- **Total Personnel:** Enter the total amount of personnel expenditures utilized to implement this action.
- **Total Non-Personnel:** This amount will be automatically calculated based on information provided in the Total Personnel column and the Total Funds column.

- **LCFF Funds:** Enter the total amount of LCFF funds utilized to implement this action, if any. LCFF funds include all funds that make up an LEA's total LCFF target (i.e., base grant, grade span adjustment, supplemental grant, concentration grant, Targeted Instructional Improvement Block Grant, and Home-To-School Transportation).
 - **Note:** For an action to contribute towards meeting the increased or improved services requirement it must include some measure of LCFF funding. The action may also include funding from other sources, however the extent to which an action contributes to meeting the increased or improved services requirement is based on the LCFF funding being used to implement the action.
- **Other State Funds:** Enter the total amount of Other State Funds utilized to implement this action, if any.
- **Local Funds:** Enter the total amount of Local Funds utilized to implement this action, if any.
- **Federal Funds:** Enter the total amount of Federal Funds utilized to implement this action, if any.
- **Total Funds:** This amount is automatically calculated based on amounts entered in the previous four columns.
- **Planned Percentage of Improved Services:** For any action identified as contributing, being provided on a Limited basis to unduplicated students, and that does not have funding associated with the action, enter the planned quality improvement anticipated for the action as a percentage rounded to the nearest hundredth (0.00%). A limited action is an action that only serves foster youth, English learners, and/or low-income students.
 - As noted in the instructions for the Increased or Improved Services section, when identifying a Planned Percentage of Improved Services, the LEA must describe the methodology that it used to determine the contribution of the action towards the proportional percentage. The percentage of improved services for an action corresponds to the amount of LCFF funding that the LEA estimates it would expend to implement the action if it were funded.

For example, an LEA determines that there is a need to analyze data to ensure that instructional aides and expanded learning providers know what targeted supports to provide to students who are foster youth. The LEA could implement this action by hiring additional staff to collect and analyze data and to coordinate supports for students, which the LEA estimates would cost \$165,000. Instead, the LEA chooses to utilize a portion of existing staff time to analyze data relating to students who are foster youth. This analysis will then be shared with site principals who will use the data to coordinate services provided by instructional assistants and expanded learning providers to target support to students. In this example, the LEA would divide the estimated cost of \$165,000 by the amount of LCFF Funding identified in the Data Entry Table and then convert the quotient to a percentage. This percentage is the Planned Percentage of Improved Service for the action.

Contributing Actions Table

As noted above, information will not be entered in the Contributing Actions Table; however, the ‘Contributing to Increased or Improved Services?’ column will need to be checked to ensure that only actions with a “Yes” are displaying. If actions with a “No” are displayed or if actions that are contributing are not displaying in the column, use the drop-down menu in the column header to filter only the “Yes” responses.

Annual Update Table

In the Annual Update Table, provide the following information for each action in the LCAP for the relevant LCAP year:

- **Estimated Actual Expenditures:** Enter the total estimated actual expenditures to implement this action, if any.

Contributing Actions Annual Update Table

In the Contributing Actions Annual Update Table, check the ‘Contributing to Increased or Improved Services?’ column to ensure that only actions with a “Yes” are displaying. If actions with a “No” are displayed or if actions that are contributing are not displaying in the column, use the drop-down menu in the column header to filter only the “Yes” responses. Provide the following information for each contributing action in the LCAP for the relevant LCAP year:

- **6. Estimated Actual LCFF Supplemental and/or Concentration Grants:** Provide the total amount of LCFF supplemental and concentration grants the LEA estimates it will actually receive based on of the number and concentration of unduplicated students in the current school year.
- **Estimated Actual Expenditures for Contributing Actions:** Enter the total estimated actual expenditure of LCFF funds used to implement this action, if any.
- **Estimated Actual Percentage of Improved Services:** For any action identified as contributing, being provided on a Limited basis only to unduplicated students, and that does not have funding associated with the action, enter the total estimated actual quality improvement anticipated for the action as a percentage rounded to the nearest hundredth (0.00%).
 - Building on the example provided above for calculating the Planned Percentage of Improved Services, the LEA in the example implements the action. As part of the annual update process, the LEA reviews implementation and student outcome data and determines that the action was implemented with fidelity and that outcomes for foster youth students improved. The LEA reviews the original estimated cost for the action and determines that had it hired additional staff to collect and analyze data and to coordinate supports for students that estimated actual cost would have been \$169,500 due to a cost of living adjustment. The LEA would divide the estimated actual cost of \$169,500 by the amount of LCFF Funding identified in the Data Entry Table and then convert the quotient to a percentage. This percentage is the Estimated Actual Percentage of Improved Services for the action.

LCFF Carryover Table

- **9. Estimated Actual LCFF Base Grant:** Provide the total amount of LCFF funding the LEA estimates it will receive for the current school year, excluding the supplemental and concentration grants and the add-ons for the Targeted Instructional Improvement Grant Program and the Home to School Transportation Program, pursuant to 5 CCR Section 15496(a)(8).

- **10. Total Percentage to Increase or Improve Services for the Current School Year:** This percentage will not be entered. The percentage is calculated based on the amounts of the Estimated Actual LCFF Base Grant (9) and the Estimated Actual LCFF Supplemental and/or Concentration Grants (6), pursuant to 5 CCR Section 15496(a)(8), plus the LCFF Carryover – Percentage from the prior year. This is the percentage by which services for unduplicated pupils must be increased or improved as compared to the services provided to all students in the current LCAP year.

Calculations in the Action Tables

To reduce the duplication of effort of LEAs, the Action Tables include functionality such as pre-population of fields and cells based on the information provided in the Data Entry Table, the Annual Update Summary Table, and the Contributing Actions Table. For transparency, the functionality and calculations used are provided below.

Contributing Actions Table

- 4. Total Planned Contributing Expenditures (LCFF Funds)
 - This amount is the total of the Planned Expenditures for Contributing Actions (LCFF Funds) column
- 5. Total Planned Percentage of Improved Services
 - This percentage is the total of the Planned Percentage of Improved Services column
- Planned Percentage to Increase or Improve Services for the coming school year (4 divided by 1, plus 5)
 - This percentage is calculated by dividing the Total Planned Contributing Expenditures (4) by the Projected LCFF Base Grant (1), converting the quotient to a percentage, and adding it to the Total Planned Percentage of Improved Services (5).

Contributing Actions Annual Update Table

Pursuant to *EC* Section 42238.07(c)(2), if the Total Planned Contributing Expenditures (4) is less than the Estimated Actual LCFF Supplemental and Concentration Grants (6), the LEA is required to calculate the difference between the Total Planned Percentage of Improved Services (5) and the Total Estimated Actual Percentage of Improved Services (7). If the Total Planned Contributing Expenditures (4) is equal to or greater than the Estimated Actual LCFF Supplemental and Concentration Grants (6), the Difference Between Planned and Estimated Actual Percentage of Improved Services will display “Not Required.”

- 6. Estimated Actual LCFF Supplemental and Concentration Grants
 - This is the total amount of LCFF supplemental and concentration grants the LEA estimates it will actually receive based on of the number and concentration of unduplicated students in the current school year.
- 4. Total Planned Contributing Expenditures (LCFF Funds)
 - This amount is the total of the Last Year's Planned Expenditures for Contributing Actions (LCFF Funds)

- 7. Total Estimated Actual Expenditures for Contributing Actions
 - This amount is the total of the Estimated Actual Expenditures for Contributing Actions (LCFF Funds)
- Difference Between Planned and Estimated Actual Expenditures for Contributing Actions (Subtract 7 from 4)
 - This amount is the Total Estimated Actual Expenditures for Contributing Actions (7) subtracted from the Total Planned Contributing Expenditures (4)
- 5. Total Planned Percentage of Improved Services (%)
 - This amount is the total of the Planned Percentage of Improved Services column
- 8. Total Estimated Actual Percentage of Improved Services (%)
 - This amount is the total of the Estimated Actual Percentage of Improved Services column
- Difference Between Planned and Estimated Actual Percentage of Improved Services (Subtract 5 from 8)
 - This amount is the Total Planned Percentage of Improved Services (5) subtracted from the Total Estimated Actual Percentage of Improved Services (8)

LCFF Carryover Table

- 10. Total Percentage to Increase or Improve Services for the Current School Year (6 divided by 9 + Carryover %)
 - This percentage is the Estimated Actual LCFF Supplemental and/or Concentration Grants (6) divided by the Estimated Actual LCFF Base Grant (9) plus the LCFF Carryover – Percentage from the prior year.
- 11. Estimated Actual Percentage of Increased or Improved Services (7 divided by 9, plus 8)
 - This percentage is the Total Estimated Actual Expenditures for Contributing Actions (7) divided by the LCFF Funding (9), then converting the quotient to a percentage and adding the Total Estimated Actual Percentage of Improved Services (8).
- 12. LCFF Carryover — Dollar Amount LCFF Carryover (Subtract 11 from 10 and multiply by 9)
 - If the Estimated Actual Percentage of Increased or Improved Services (11) is less than the Estimated Actual Percentage to Increase or Improve Services (10), the LEA is required to carry over LCFF funds.

The amount of LCFF funds is calculated by subtracting the Estimated Actual Percentage to Increase or Improve Services (11) from the Estimated Actual Percentage of Increased or Improved Services (10) and then multiplying by the Estimated Actual LCFF Base Grant (9). This amount is the amount of LCFF funds that is required to be carried over to the coming year.

- 13. LCFF Carryover — Percentage (12 divided by 9)
 - This percentage is the unmet portion of the Percentage to Increase or Improve Services that the LEA must carry over into the coming LCAP year. The percentage is calculated by dividing the LCFF Carryover (12) by the LCFF Funding (9).

California Department of Education
January 2022

AGENDA ITEM

Agenda Title: Consideration of Resolution # 22-23-004 with Appendixes Regarding Sufficiency of instructional Materials - Education Code 60119 and Certification of Provision of Standards-Aligned Instructional Materials, as Required by CCR, Title 5, Section 9531

Meeting Date: September 15, 2022

Item: Discussion/Action

WHAT *(the board is asked to discuss, receive, approve, or adopt)*

The Governing Board is being asked to approve Resolution #22-23-004 Regarding Sufficiency of Instructional Materials, Education Code 60119. Additionally, the Governing Board is being asked to certify compliance with all regulations regarding Instructional Materials per EC 60421 (a) and California Code of Regulations Title 5, Section 9531 (a).

WHY *(briefly explain why the action or discussion is important; and if applicable, how it is connected to site, district, or strategic plans)*

In order to be eligible to receive instructional materials funds, the governing board of each district and county office of education is required to hold an annual public hearing and adopt a resolution that each pupil in the district has sufficient textbooks or instructional materials to use in class and to take home. This requirement applies to specified subjects that are aligned to the academic content standards and consistent with the content and cycles of the curriculum framework adopted by the State Board. Governing boards that have met the requirements of Education Code section 60119 and have also certified compliance with the Instructional Materials Funding Realignment Program (IMFRP) requirements regarding provision of adopted standards-aligned instructional materials for all students (Education Code Section 60422) may spend 100% of any remaining IMFRP funds from that year's allocation for other approved purposes. The Governing Board may schedule this certification in conjunction with the annual public hearing required for instructional materials.

STRATEGIC PLAN/PRIORITY AREA:

Areas 1, 2, 4, 5 & 6

HISTORY *(list previous staff or board action(s) with dates if possible)*

This resolution is brought before the Board of Trustees annually.

HOW MUCH*(list the revenue amount \$ and/or the expense amount \$)*

There is no cost associated with this item. However, failure to comply with this requirement can result in the loss of 2022-2023 State Instructional Material Funding.

WHO*(list the name of the contact person(s), job title, and site location)*

Gary Storts, Assistant Superintendent, Educational Services

ATTACHMENTS:

Description

- ▣ Resolution #22-23-004 Instructional Materials
- ▣ Mathematics 2022-2023 - Appendix A
- ▣ Science 2022-2023 - Appendix B
- ▣ History and Social Science 2022-2023 - Appendix C
- ▣ English Language 2022-2023 - Appendix D

**EUREKA CITY SCHOOLS
RESOLUTION #22-23-004**

**RESOLUTION REGARDING SUFFICIENCY OR INSUFFICIENCY OF
INSTRUCTIONAL MATERIALS:**

Whereas, the governing board of Eureka City Schools District, in order to comply with the requirements of *Education Code* Section 60119 held a public hearing on September 15, 2022 at 6:30 pm, which is on or before the eighth week of school (between the first day that students attend school and the end of the eighth week from that day) and which did not take place during or immediately following school hours, and;

Whereas, the governing board provided at least 10 days notice of the public hearing posted in at least three public places within the district that stated the time, place, and purpose of the hearing, and;

Whereas, the governing board encouraged participation by parents, teachers, members of the community, and bargaining unit leaders (if the district or county office has a bargaining unit) in the public hearing, and;

Whereas, information provided at the public hearing and to the governing board at the public meeting detailed the extent to which textbooks and instructional materials were provided to all students, including English learners, in the district/county office of education, and;

Whereas, the definition of “sufficient textbooks or instructional materials” means that each pupil has a textbook or instructional materials, or both, to use in class and to take home, and;

Whereas, sufficient textbooks and instructional materials were provided to each student, including English learners, that are aligned to the academic content standards and consistent with the cycles and content of the curriculum frameworks in the following subjects:

- Mathematics – See Appendix A
- Science - See Appendix B
- History-social science - See Appendix C
- English/language arts, including the English language development component of an adopted program - See Appendix D

Whereas, sufficient textbooks or instructional materials were provided to each pupil enrolled in foreign language or health classes, and;

Whereas, laboratory science equipment was available for science laboratory classes offered in grades 9-12, inclusive;

Therefore, it is resolved that for the 2022-2023 school year, the Eureka City Schools District has provided each pupil with sufficient textbooks and instructional materials aligned to the academic content standards and consistent with the cycles and content of the curriculum frameworks.

Eureka City Schools-Mathematics
Appendix A

Elementary:

TK - 5: McGraw-Hill, Everyday Mathematics, Adopted in 2016

SDC: McGraw-Hill, Connecting Math Concepts, 2015

Middle:

6-8 Big Ideas Math, Adopted 2022

High School:

Algebra Readiness by McDougal Littell, Adopted 2009

Algebra 1: California Common Core by Pearson, Adopted 2015

Geometry: Concepts and Skills by McDougal-Littell, Adopted 2005

Geometry: Common Core by Pearson, Adopted 2015

Algebra 2: Common Core by Pearson, Adopted 2012

The Practice of Statistics 6th Edition by Bedford Freeman Worth, Adopted 2022

Calculus: Concepts and Contexts by Brooks Cole, Adopted 1998

Precalculus with Limits by Houghton-Mifflin, Adopted 1997

Trigonometry: Functions and Application by Addison-Wesley, Adopted 2000

Eureka City Schools-Science
Appendix B

Elementary:

K-5: Foss Science Kits Delta Education, Full Option Science- Standards Aligned
Adopted in 2007

Middle:

6-8 Amplify Science, Adopted in 2022

High School:

Earth Science: Geology, the Environment, and the Universe by Glencoe, Adopted 2006

Biology 7th ed. by Pearson Prentice Hall, Adopted 2006

Anthony's Textbook of Anatomy & Physiology by Mosby & Elsevier, Adopted 2008

Marine Biology by McGraw Hill, Adopted 2013

Modern Chemistry; Holt Reinhart, Winston; Adopted 2006

Conceptual Physics: The High School Physics Program by Pearson Prentice Hall, Adopted 2006

Environmental Science for the AP Course by WH Freeman, Adopted 2016

Plant & Soil Science: Fundamentals and Applications by Delmar Cengage Learning, Adopted 2016

Eureka City Schools-History and Social Science
Appendix C

Elementary:

K-5 History Social Studies, TCI adopted 2022

Middle:

Teacher Curriculum Institute (TCI), Adopted 2017

6th History Alive, The Ancient World

7th History Alive, The Medieval World and Beyond

8th History Alive, The United States through Industrialism

High School:

10th Grade: *History Alive! World Connections* by TCI, Adopted 2017

10 Grade AP: *Traditions & Encounters: A Global Perspective on the Past* by McGraw-Hill,
Adopted 2019

11th Grade: *History Alive!, Pursuing American Ideals* by TCI, Adopted 2018

11th Grade AP: *Fabric of a Nation: A Brief History with Skills and Sources* by BFW Publishers,
Adopted 2020

12 Grade: *Econ Alive! The Power to Choose* by TCI, Adopted 2011

Government Alive! Power, Politics, and You by TCI, Adopted 2020

12th Grade AP: *American Government, Institutions and Policies* by Cengage Learning, Adopted
2021

Eureka City Schools-English Language Arts
Appendix D

Elementary:

TK-3 Fountas and Pinnell Classroom, Fountas and Pinnell, adopted 2019
4-5: Fountas and Pinnell Classroom, Fountas and Pinnell, adopted 2020
ELD: EL Achieve, Systematic ELD, adopted 2017
SDC: McGraw Hill, Reading Mastery, adopted 2015

Middle:

6-8: Amplify, adopted 2020
ELD: EL Achieve, Systematic ELD, adopted 2017

High School:

Edge Grammar & Writing, National Geographic, adopted 2011
The Language of Composition; Bedford, Freeman, Worth, adopted 2011
Literature (2009); McDougal Littell, adopted 2011
The Oedipus Plays of Sophocles, Penguin Books, adopted 1996
House on Mango Street by Sandra Cisneros, adopted 2004
Of Mice and Men by John Steinbeck, Penguin Books, adopted 2000
Animal Farm by George Orwell, Harcourt Brace Jovanovich, adopted 2009
Lord of the Flies by William Golding, Putnam Publishing Group, adopted 2006
To Kill a Mockingbird by Harper Lee, Harper & Row, adopted 2001
A Raisin in the Sun by Lorraine Hansberry, RH, adopted 2010
The Crucible by Arthur Miller, Penguin Books, adopted 1970
The Great Gatsby by F. Scott Fitzgerald, Macmillan, adopted 1997
Shakespeare, adopted 1997
Secret Life of Bees by Sue Monk Kidd, Penguin Books, adopted 2003
Night by Elie Wiesel, Bantam Books, adopted 1996
Siddhartha by Herman Hesse, New Directions, adopted 2009
The Odyssey by Homer, Doubleday, adopted 1970
The Awakening by Kate Chopin, SoHo Books, adopted 2011
Invisible Man by Ralph Ellison, Vintage International, adopted 2012
How to Read Literature Like a Professor by Thomas C. Foster, Harper Perennial, adopted 2011
They say I say-Academic Writing, adopted 2018
Uncharted Territory, A high School Reader, adopted 2018
ELD: EL Achieve, Systematic ELD, adopted 2017

AGENDA ITEM

Agenda Title: Report on Summer School

Meeting Date: September 15, 2022

Item: Discussion

WHAT *(the board is asked to discuss, receive, approve, or adopt)*

The Governing Board is asked to receive a report on the Eureka City Schools 2022 Summer School Program.

WHY *(briefly explain why the action or discussion is important; and if applicable, how it is connected to site, district, or strategic plans)*

This is a report to keep the Board informed of the various programs within the District. The Summer School program supports the LCAP goals.

STRATEGIC PLAN/PRIORITY AREA:

Strategic Priority Areas 1, 2 and 3.

HISTORY *(list previous staff or board action(s) with dates if possible)*

This is the second year Eureka City Schools has offered a comprehensive Summer School program to students in TK-12. The Summer School program ran for two separate three week sessions for elementary and middle school students, and one four week session for high school students. Elementary and middle school offered a morning academic session and an afternoon enrichment session. Additionally, ECS ran an Extended School Year (ESY) program for eligible students with disabilities.

HOW MUCH *(list the revenue amount \$ and/or the expense amount \$)*

The approximate cost was \$658,613.00 and was funded by the Expanded Learning Opportunities Grant.

WHO *(list the name of the contact person(s), job title, and site location)*

Gary Storts, Assistant Superintendent, Educational Services

ATTACHMENTS:

Description

- ▣ Summer School Report 2022



Annual Report on Summer School, 2022

Presented by Assistant Superintendent Gary Storts, Educational Services

Overview

- Attendance
- Curriculum
- Elementary Program Highlights
- Middle School Program Highlights
- High School Program Highlights
- Photo Gallery
- Planning for Upcoming Years

Attendance

Elementary School Program: 403 Students

Middle School Program: 80 Students

High School Program: 107 Students

- Our ESY program has an additional 8 students attending each day.
- Added an additional 30 incoming 9th graders when the Freshmen Exploration program began.

Curriculum

Elementary Program:

- ELA: Fountas and Pinnell-Reading Mini Lessons and guided Reading
- Fiction and nonfiction using FPC's Interactive Read Aloud
- Writing about Reading Model
- Math: Everyday Mathematics (district adopted curriculum) and IXL
- Social Emotional Learning: Second Step (adopted curriculum)
- Supplemental Programs: Renaissance Learning and Epic to support ELA
- Art, Science, and Social Studies was infused

Middle School Program:

- Project Based Learning
- IXL
- Social Emotional Learning Second Step (Adopted Curriculum)
- Community Building Circles

High School Program:

- Credit Recovery using Edgenuity
- Freshman Exploration

September 15, 2022



Elementary Program Highlights

Project based learning: cross-curricular with Everyday Mathematics Projects emphasizing focus standards

IXL supported math instruction

Fiction and non-fiction texts using Interactive Read Alouds (FPC) related to math standards

Reading Mini-lessons (FPC) and daily Writing About Reading

Resiliency lessons (Second Step Curriculum) promoting social emotional learning

Middle School Program Highlights

Each Day began with a community building whole school circle.

We practiced

Self Regulation

Mindful Breathing

Student and Staff Recognitions

Reinforced Expected Behaviors



Middle School Program Highlights

- Four Academic Periods per day
 - Project Based Learning and SEL
 - Mathematics or ELA
 - ELA or Mathematics
 - Project Based Learning and SEL
- Expanded Learning
 - Social Play/Games
 - Experiential Field Trips
 - Community Connections



September 15, 2022



Page 9 of 17

High School Program Highlights

- 103 9th-11th grade students attend and meet their attendance requirements.
- 82 students were able to meet classroom requirements to make up at least one semester of credits
- 26 incoming 9th grade students meet requirements for our Freshmen Exploration program.

** This earned them 5 elective credits to start off their high school career.

High School Program Highlights Continued



From Mr. Couch, Summer School Principal:

- The staff was amazing and things ran very smoothly.
- The students were given clear expectations and guidelines for receiving credits and the majority of them were very appreciative of the opportunity to do so.
- The overall environment was academically focused and positive. I know myself and most of the staff look forward to being able to be a part of the program again next year.

Elementary Photo Gallery



Magnificent Middle School at Zane



September 15, 2022

Page 13 of 17

Planning for Upcoming Years

- **Elementary:**

- Teachers communicated that classroom aides helped support student learning.
- Having BSAs was essential to support social emotional needs of students.
- Teachers appreciated proposed pacing guide and lessons/materials available.
- Having more than one day for office staff and ELOP staff to prepare and launch the program would be beneficial.
- PowerSchool was an important tool to have for attendance and contacting families.

Planning for Upcoming Years

- **Middle School:**

- For the academic portion of the program, access to PowerSchool and access to supplies will be set up prior to the first day.
- For the Enrichment Program it would be easier to have attendance set up in PowerSchool as a class or even the coordinator having a case load assigned similar to how Indian Ed is set up.
- Having a classroom aide has been very beneficial for the teachers so that they are able to give the students the proper attention they need.
- Having a BSA on site during the Enrichment program has helped, and each classified staff member is properly trained to support all the students.

Planning for Upcoming Years

- **High School:** In the future it would be prudent to provide the credit recovery teachers with an additional pre-service day so that they could add all of their students to Edgenuity and enroll them in courses prior to students arriving the first day.

See you next Summer!



AGENDA ITEM

Agenda Title: Summer Maintenance Project Report

Meeting Date: September 15, 2022

Item: Discussion

WHAT *(the board is asked to discuss, receive, approve, or adopt)*

The Governing Board is asked to receive a report on Summer Maintenance Projects.

WHY *(briefly explain why the action or discussion is important; and if applicable, how it is connected to site, district, or strategic plans)*

This report will provide an update on Summer Maintenance Projects that were completed during the summer break.

STRATEGIC PLAN/PRIORITY AREA:

Priority Area 14: Clean, safe, functional, attractive classrooms, facilities and grounds.

HISTORY *(list previous staff or board action(s) with dates if possible)*

This is an annual report.

HOW MUCH *(list the revenue amount \$ and/or the expense amount \$)*

Not applicable.

WHO *(list the name of the contact person(s), job title, and site location)*

Paul Ziegler, Assistant Superintendent of Business Services

ATTACHMENTS:

Description

- ▣ Summer Maintenance List

Alice Birney

Remove lilies by retention area by cafeteria and install black rock (8/8/22)

Grind stumps by field (7/15/22)

Install Clock/Bell/PA system (6/10/22)

Complete hydration station installation (7/29/22)

Concrete table set up (8/11/22)

Construct new principal office (8/18/22)

Construct lobby (8/19/22)

Construct Calm Room in Classroom 20 (8/26/22)

Corp Yard

New laundry room (Equipment on Order)

Install new kettle CK (delayed due to manufacturing)

New refrigeration coils CK (Coils are on site, to be installed by Max Refrigeration 8/18/22)

District Office

Install operable wall (6/27/22)

Build platform (Winter Project)

Obtain dais (Winter Project)

Repair fascia dry rot on portable

Replace rusted out ramp (8/18/22)

Build wall to separate Adult Ed portable into two rooms (6/24/22)

Build office in Instructional Coaches office (7/8/22)

EHS

Heating coil cleaning Rose Garden intake to Main Building (8/17/22)

Science building move out (6/30/22)

Install triple sink for culinary class (6/30/22)

Remove carpet in basement for culinary class (5/23/22)

Install outlets for culinary class (6/30/22)

Access Humboldt install Bell/PA/Clock devices and modifications for Wellness Center (7/1/22)

Field Prep for Football (8/2/22)

Grant

Exterior painting (In-Progress)

Construct Calm Room Classroom 14 (8/5/22)

Lafayette

Replace damaged siding by girl's playground restroom. If possible replace rusted vents as well

Install Clock/Bell/PA system (7/11/22)

Replace rotten siding portable classroom 10 (9/9/22)

Construct Calm Room Classroom 2 (8/10/22)

Construct Ball Wall (8/29/22)

Lincoln

Repair damaged Nurse Office door (7/7/22)

Cafeteria sound system (System backordered)

Washington

Repair playground matting (8/10/22)

Winship

Replace rotten siding Gym

Replace rotten siding end of F wing

Replace rotten siding H portables

Rot repair/roof replacement breezeway (6/27/22)

600 feet of chain link fencing with mow strip installed (9/7/22)

Replace rusted out roof top heating equipment (8/17/22)

Winzler

Remove damaged bench/table (8/16/22)

Zane

Replace rotten siding P3 and P4

Infill planters with concrete by first parking stall and gym (7/11/22)

New roof Building 1 (McMurray) ECS staff performing rot repair (7/29/22)

Tree removal (8/16/22)

All Sites

Sweep playground/parking lots (8/12/22)

Paint curbs (8/12/22)

Install Security cameras (Some items are on Back Order)

Service Kitchen Equipment (7/19/22)

All Elementary Sites

Remove furniture (7/7/22) (AB 8/6/22 Summer School)

Assemble Furniture (8/17/22)

AGENDA ITEM

Agenda Title: Revenue Update
Meeting Date: September 15, 2022
Item: Discussion

WHAT *(the board is asked to discuss, receive, approve, or adopt)*

The Governing Board will receive a revenue update for Eureka City Schools' fiscal year 2022-23 adopted budget.

WHY *(briefly explain why the action or discussion is important; and if applicable, how it is connected to site, district, or strategic plans)*

Due to significant changes in the 2022-23 state budget that affect the way Local Control Funding Formula (LCFF) revenue is calculated, California districts did not receive updated LCFF revenue calculations in time to meet the timeline specified in Education Code for a formal 45 day update. As a result, the changes to the Eureka City Schools budget will not be formally adopted by the Board of Trustees until the 1st Interim report is produced in December 2022. In the meantime, for review and discussion, staff is providing an updated revenue projection that incorporates the changes to LCFF revenue calculations that occurred after the May Revision.

STRATEGIC PLAN/PRIORITY AREA:

Applied to the "Fiscal Integrity of the District" portion of the Strategic Plan

HISTORY *(list previous staff or board action(s) with dates if possible)*

Eureka City Schools' 2022-23 budget was adopted and approved at the June 28, 2022, Board meeting. Staff developed the 2022-23 Adopted Budget utilizing the COLA and other revenue assumptions included in the Governor's May revision, along with enrollment projections and associated changes in Average Daily attendance (ADA). Staff were required to use the May revision assumptions to ensure a budget could be developed and adopted before the beginning of the current fiscal year. Subsequently, the legislation moved to adopt a compromise state budget which the Governor approved.

HOW MUCH *(list the revenue amount \$ and/or the expense amount \$)*

Staff will review with the Board of Trustees the fiscal impact of the updated 2022-23

budget.

WHO *(list the name of the contact person(s), job title, and site location)*

Paul Ziegler, Assistant Superintendent of Business Services

ATTACHMENTS:

Description

- ▣ LCFF Increase Over 2022-23 Budget Adoption

LCFF REVENUE UPDATE: Changes Since 2022/23 Budget Adoption

	<u>Budget Adoption</u>	<u>45 Day Update</u>	<u>Difference</u>
LCFF Entitlement 2021/22			
Base Grant	30,908,725	30,936,756	28,031
Grade Span Adjustment	1,094,068	1,095,450	1,382
Supplemental Grant	4,509,833	4,513,978	4,145
Concentration Grant	3,215,961	3,218,917	2,956
Add-ons: Targeted Instructional Improvement	210,990	210,990	0
Add-ons: Home-to-School Transportation	384,657	384,657	0
Add-ons: Transitional Kindergarten	0	0	0
Total LCFF Entitlement	40,324,234	40,360,748	36,514

	<u>Budget Adoption</u>	<u>45 Day Update</u>	<u>Difference</u>
LCFF Entitlement 2022/23			
Base Grant	32,643,731	34,689,367	2,045,636
Grade Span Adjustment	1,200,077	1,239,365	39,288
Supplemental Grant	4,818,681	5,115,533	296,852
Concentration Grant	3,561,553	3,780,960	219,407
Add-ons: Targeted Instructional Improvement	210,990	210,990	0
Add-ons: Home-to-School Transportation	384,657	384,657	0
Add-ons: Transitional Kindergarten	0	0	0
Total LCFF Entitlement	42,819,689	45,420,872	2,601,183

	<u>Budget Adoption</u>	<u>45 Day Update</u>	<u>Difference</u>
LCFF Entitlement 2023/24			
Base Grant	34,400,151	36,446,237	2,046,086
Grade Span Adjustment	1,263,549	1,317,989	54,440
Supplemental Grant	5,129,866	5,432,006	302,140
Concentration Grant	3,922,294	4,153,309	231,015
Add-ons: Targeted Instructional Improvement	210,990	210,990	0
Add-ons: Home-to-School Transportation	384,657	405,352	20,695
Add-ons: Transitional Kindergarten	0	0	0
Total LCFF Entitlement	45,311,507	47,965,883	2,654,376

	<u>Budget Adoption</u>	<u>45 Day Update</u>	<u>Difference</u>
LCFF Entitlement 2024/25			
Base Grant	35,138,489	37,751,373	2,612,884
Grade Span Adjustment	1,324,686	1,387,116	62,430
Supplemental Grant	5,244,863	5,603,790	358,927
Concentration Grant	4,010,220	4,284,665	274,445
Add-ons: Targeted Instructional Improvement	210,990	210,990	0
Add-ons: Home-to-School Transportation	384,657	421,647	36,990
Add-ons: Transitional Kindergarten	0	0	0
Total LCFF Entitlement	46,313,905	49,659,581	3,345,676

TOTAL INCREASE:	8,637,749
------------------------	------------------

AGENDA ITEM

Agenda Title: Enrollment Report
Meeting Date: September 15, 2022
Item: Discussion

WHAT *(the board is asked to discuss, receive, approve, or adopt)*

The Governing Board will receive an update on enrollment for the 2022-2023 school year.

WHY *(briefly explain why the action or discussion is important; and if applicable, how it is connected to site, district, or strategic plans)*

The enrollment update is necessary to provide current enrollment numbers to the Board and the impact those numbers have on the District.

STRATEGIC PLAN/PRIORITY AREA:

Subject does not apply to a Strategic Plan Priority Area

HISTORY *(list previous staff or board action(s) with dates if possible)*

This is an annual report to the Board.

HOW MUCH *(list the revenue amount \$ and/or the expense amount \$)*

There is no cost associated with this item.

WHO *(list the name of the contact person(s), job title, and site location)*

Lisa Claussen, Director of Student Services

ATTACHMENTS:

Description

- ▣ Enrollment Report




Enrollment Report

Student Services
September 15, 2022



First Week of School



September 15, 2022

Page 3 of 3



Week by Week Enrollment Data

September 15, 2022

Total	2020/21	2021/22	2022/23	21/22 Week Diff	22/23 Week Diff
2/11		3381	3407		
2/17		3381	3427		20
2/24		3432	3427	51	0
3/4		3432	3456	0	29
3/11		3450	3463	18	7
3/18		3458	3486	8	23
3/25		3475	3493	17	7
4/1		3486	3500	11	7
4/8		3486	3518	0	18
4/15		3493	3525	7	7
4/22		3493	3524	0	-1
4/29	3549	3504	3528	11	4
5/6	3549	3504	3546	0	18
5/13	3549	3515	3542	11	-4
5/20	3550	3514	3552	-1	10
5/26	3553	3519	3552	5	0
6/2	3557	3532	3572	13	20
6/9	3553	3548	3581	16	9
6/17	3522	3548	3582	0	1
6/24	3526	3548	3578	0	-4
7/1	3526	3548	3578	0	0
7/8	3556	3548	3578	0	0
7/15	3583	3511	3587	-37	9
7/22	3588	3511	3578	0	-9
7/29	3586	3563	3607	52	29
8/2	3579	3589	3636	26	29
8/13		3588	3664	-1	28
8/21		3651	3657	63	-7
8/24		3534	3589	-117	-68



First Day Enrollment

Enrollment 8/22	TK	K	1	2	3	4	5	6	7	8	9	10	11	12	Total
Washington	23	72	80	76	81	88	82								502
Lafayette	15	44	49	39	39	30	35								251
Grant	10	24	48	52	26	51	41								252
Alice Birney	24	68	55	53	79	60	53								392
Winship								91	166	159					416
Zane								138	150	159					447
Zoe Barnum											0	0	33	49	82
Eureka High											366	328	311	310	1315
Total	72	208	232	220	225	229	211	229	316	318	366	328	344	359	3657



Fourth Day Enrollment

Enrollment 8/26	TK	K	1	2	3	4	5	6	7	8	9	10	11	12	Total
Washington	22	71	79	75	78	89	82								496
Lafayette	14	47	49	38	39	27	33								247
Grant	13	24	49	53	27	50	38								254
Alice Birney	23	69	54	52	77	59	54								388
Winship								89	158	150					397
Zane								135	145	157					437
Zoe Barnum											0	0	31	41	72
Eureka High											358	324	311	308	1301
Total	72	211	231	218	221	225	207	224	303	307	358	324	342	349	3592



Current Enrollment

Enrollment 9/6	TK	K	1	2	3	4	5	6	7	8	9	10	11	12	Total
Washington	24	72	79	75	78	88	82								498
Lafayette	13	45	48	38	39	28	31								242
Grant	12	24	50	52	27	48	38								251
Alice Birney	23	70	55	51	77	60	56								392
Winship								89	157	157					403
Zane								134	146	154					434
Zoe Barnum											0	0	30	43	73
Eureka High											359	326	310	307	1302
Total	72	211	232	216	221	224	207	223	303	311	359	326	340	350	3595



Intradistrict Transfers

Incoming Intradistricts

	TK	K	1	2	3	4	5	6	7	8	Grand Total
Washington	14	26	9		1	1	2				53
Lafayette	2	2		1	1	2					8
Grant	2	11	2	5		1					21
Alice Birney	7	13		1	1	1					23
Winship								12	6	2	20
Zane								20	11	6	37
Grand Total	25	52	11	7	3	5	2	32	17	8	162

Outgoing Intradistricts

	TK	K	1	2	3	4	5	6	7	8	Grand Total
Washington	4	7	2		2	1		2			18
Lafayette	9	27	2	2		2	2	3	1		48
Grant	6	7	2	4				2			21
Alice Birney	6	11	5	1	1	2		2			28
Winship								17	10	6	33
Zane								6	6	2	14
Grand Total	25	52	11	7	3	5	2	32	17	8	162

Net Effect

	TK	K	1	2	3	4	5	6	7	8	Grand Total
Washington	10	19	7	0	-1	0	2	-2	0	0	35
Lafayette	-7	-25	-2	-1	1	0	-2	-3	-1	0	-40
Grant	-4	4	0	1	0	1	0	-2	0	0	0
Alice Birney	1	2	-5	0	0	-1	0	-2	0	0	-5
Winship	0	0	0	0	0	0	0	-5	-4	-4	-13
Zane	0	0	0	0	0	0	0	14	5	4	23



Interdistrict Transfers

Elementary Districts	2012/13	2013/14	2014/15	2015/16	2016/17	2017/18	2018/19	2019/20	2020/21	2022/23
Arcata Elementary	20	25	21	23	25	21	38	29	45	32
Blue Lake	0	1	0	2	1	2	4	6	10	6
Cutten (K-6)	24	22	31	36	206	193	167	186	178	151
Ferndale Elementary	0	3	5	9	5	6	2	4	2	3
Fieldbrook	2	2	1	2	3	0	1	1	1	0
Fortuna Elementary	3	4	2	13	0	3	1	4	3	0
Freshwater	106	76	108	113	124	112	103	77	105	107
Garfield	21	25	29	35	26	19	16	15	20	18
Hydesville	0	0	0	0	0	0	0	0	1	0
Jacoby Creek	0	0	0	53	49	58	62	50	72	80
Kneeland	4	1	1	2	4	1	0	0	4	3
Loleta	2	2	0	1	1	0	1	6	0	0
Maple Creek	2	2	1	1	1	0	0	0	0	0
McKinleyville Elementary	7	4	6	7	7	3	9	10	11	4
Pacific Union	8	11	22	31	23	15	15	19	24	13
Peninsula	3	3	1	5	3	7	9	3	6	2
South Bay Elementary	78	98	113	123	109	113	114	93	114	92
Other		1	2	1	5	1	1	1	4	3
Elem Subtotal	280	280	343	457	592	554	543	504	600	514
High School Districts	2012/13	2013/14	2014/15	2015/16	2016/17	2017/18	2018/19	2019/20	2020/21	2022/23
NHUHSD	100	129	123	147	161	149	184	145	186	164
Ferndale High	2	2	7	12	11	9	5	0	9	5
Fortuna High	63	73	76	72	92	83	91	85	83	62
HS Subtotal	165	204	206	231	264	241	280	230	278	231
						Page 9 of 11				
Grand Total	445	484	549	688	856	795	823	734	878	745



Next Steps

- Enrollment campaigns prior to Open Enrollment Window
- Go to feeder schools and present ECS information
- Monitor Interdistrict Transfers

A black and white photograph of a chalkboard. The words "Any Questions" are written in a large, white, cursive script. The word "Any" is on the top line, and "Questions" is on the bottom line. The chalkboard surface is dark and shows some texture and light reflections. There are some faint, illegible marks on the board, possibly from previous writing.

Any
Questions

AGENDA ITEM

Agenda Title: Information Only: October 2022 - Review of CDE Calendar of Events
Meeting Date: September 15, 2022
Item: Information Only

WHAT *(the board is asked to discuss, receive, approve, or adopt)*

October 2022

California School Bus Safety Month

The CDE encourages you to recognize October as California School Bus Safety Month.

Character Education Month

The CDE encourages you to recognize each October as Character Education Month.

Crime Prevention Month

The CDE encourages you to recognize each October as National Crime Prevention Month.

Filipino American History Month

The CDE encourages you to recognize each October as Filipino American History Month.

National Disability Employment Awareness Month

The CDE encourages you to recognize each October as National Disability Employment Awareness Month (36 United States Code 121).

National Energy Awareness Month

The CDE encourages you to recognize each October as National Energy Awareness Month.

Child Health Day (10/3/2022)

The CDE encourages you to recognize October 3, 2022 as Child Health Day (36 United States Code 105). Child Health Day is celebrated annually on the first

Monday of October.

World Teachers' Day (10/5/2022)

The CDE encourages you to annually recognize October 5 as World Teachers' Day. This day was first created by the United Nations Educational, Scientific, and Cultural Foundation (UNESCO) in 1966 and remains a holiday today, celebrated every year on October 5th.

National Fire Prevention Week (10/9/2022)

The CDE encourages you to recognize October 9–15, 2022 as National Fire Prevention Week.

Week of the School Administrator (10/9/2022)

The CDE encourages you to recognize October 9–15, 2022 as Week of the School Administrator (California Education Code Section 44015.1). 44015.1. In observance of the importance of educational leadership at the school, school district, and county levels, the second full week in the month of October of each year shall be designated as "Week of the School Administrator". Schools, school districts, and county superintendents of schools are encouraged to observe the week with public recognition of the contribution that school administrators make to successful pupil achievement.

Columbus Day (10/10/2022)

The CDE encourages you to recognize October 10, 2022 as Columbus Day (36 United States Code 107). Columbus Day is celebrated annually on the second Monday of October and is not recognized as a school holiday in California.

National School Lunch Week (10/10/2022)

The CDE encourages you to recognize October 10–14, 2022 as National School Lunch Week. The week beginning on the second Monday in October is National School Lunch Week. (36 United States Code Section 132).

World Mental Health Day (10/10/2022)

The CDE encourages you to annually recognize October 10 as World Mental Health Day.

America's Safe Schools Week (10/15/2022)

The CDE encourages you to recognize October 15–21, 2022 as America's Safe Schools Week. America's Safe Schools Week, occurs annually during the third full week in October starting on Saturday.

White Cane Safety Day (10/15/2022)

The CDE encourages you to annually recognize October 15 as White Cane Safety Day (36 United States Code 142).

World Food Day (10/16/2022)

The CDE encourages you to annually recognize October 16 as World Food Day.

Digital Citizenship Week (10/17/2022)

The CDE encourages you to recognize October 17–21, 2022 as Digital Citizenship Week. This event is one of many efforts in California to build capacity for students and families to make safe, smart, and ethical decisions in the digital world. Digital Citizenship Week is recognized on the third week of October each year.

National School Bus Safety Week (10/17/2022)

The CDE encourages you to recognize October 17–21, 2022 as National School Bus Safety Week.

Make a Difference Day (10/22/2022)

The CDE encourages you to recognize October 22, 2022 as Make a Difference Day. Make a Difference Day has been celebrated on the fourth Saturday of October since 1992.

United Nations Day (10/24/2022)

The CDE encourages you to annually recognize October 24 as United Nations Day.

WHY *(briefly explain why the action or discussion is important; and if applicable, how it is connected to site, district, or strategic plans)*

Information only.

STRATEGIC PLAN/PRIORITY AREA:

Subject does not apply to a Strategic Plan Priority Area

HISTORY *(list previous staff or board action(s) with dates if possible)*

Not applicable.

HOW MUCH *(list the revenue amount \$ and/or the expense amount \$)*

Not applicable.

WHO *(list the name of the contact person(s), job title, and site location)*

Not applicable.